



US00D405094S

**United States Patent** [19]  
**Buckingham et al.**

[11] **Patent Number: Des. 405,094**

[45] **Date of Patent: \*\*Feb. 2, 1999**

[54] **FRONT PANEL FOR AN AUTOMOTIVE AUDIO SYSTEM**

[75] Inventors: **Thomas John Buckingham**, Novi;  
**Nevenka Schumaker**, West Bloomfield,  
both of Mich.

[73] Assignee: **Ford Global Technologies, Inc.**,  
Dearborn, Mich.

[\*\*] Term: **14 Years**

[21] Appl. No.: **74,179**

[22] Filed: **Jul. 25, 1997**

[51] **LOC (6) Cl. .... 14-01**

[52] **U.S. Cl. .... D14/258**

[58] **Field of Search .... D14/124, 137,**  
D14/157, 257, 258, 299; 455/73, 89, 90,  
128, 345-347

[56] **References Cited**

**U.S. PATENT DOCUMENTS**

D. 334,572 4/1993 Gauthier et al. .

D. 346,609 5/1994 Person et al. .... D14/157 X

D. 350,139 8/1994 Fowler et al. .

D. 354,492 1/1995 Schumaker et al. .

D. 354,962 1/1995 Jazanoski et al. .

D. 364,878 12/1995 Green et al. .... D14/157 X

D. 376,369 12/1996 Schumaker et al. .

*Primary Examiner*—Ted Shooman  
*Assistant Examiner*—Nanda Bondade  
*Attorney, Agent, or Firm*—Mark Mollon

[57] **CLAIM**

The ornamental design for a front panel for an automotive audio system, as shown.

**DESCRIPTION**

FIG. 1 is a front, top, and right side perspective view of a front panel for an automotive audio system showing our new design;

FIG. 2 is a left side view thereof;

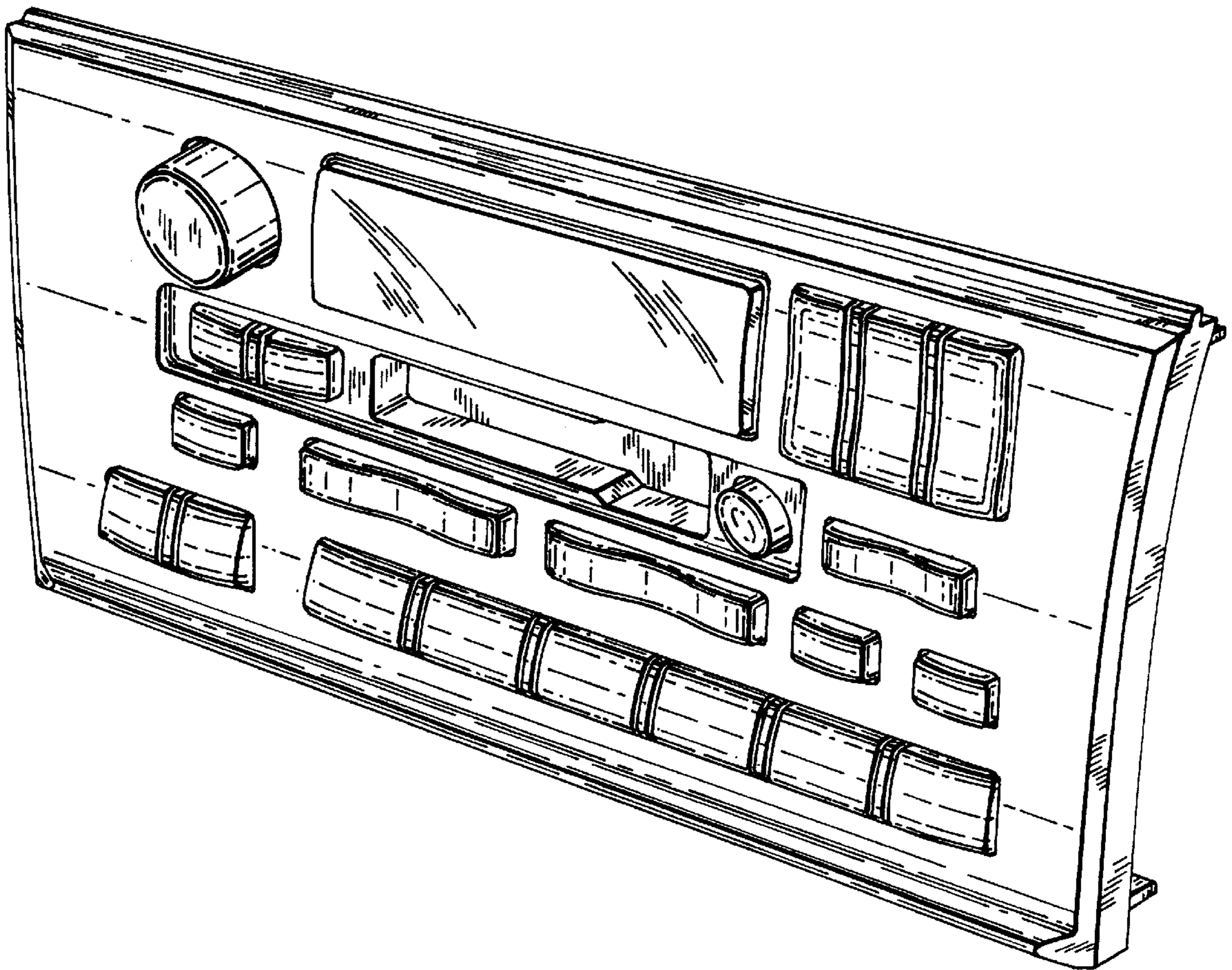
FIG. 3 is a right side view thereof;

FIG. 4 is a top view thereof;

FIG. 5 is a front view thereof; and,

FIG. 6 is a bottom view thereof.

**1 Claim, 2 Drawing Sheets**



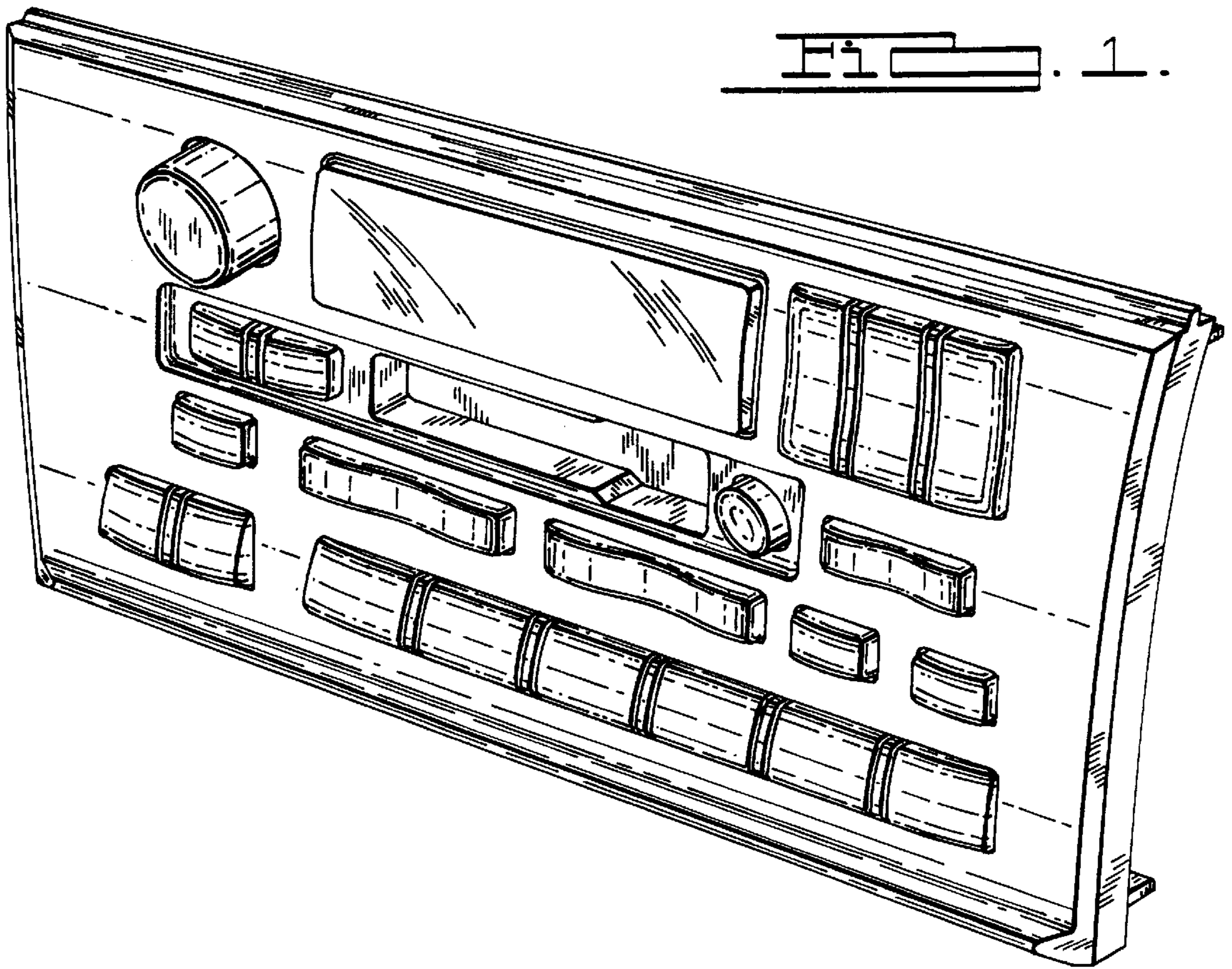


FIG. 1.

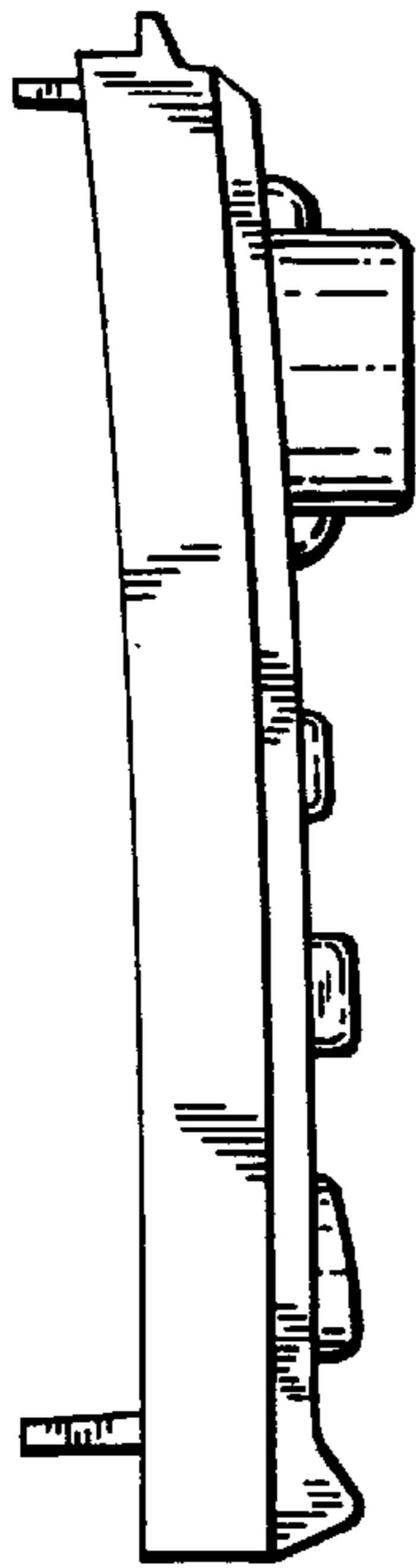


FIG. 2.

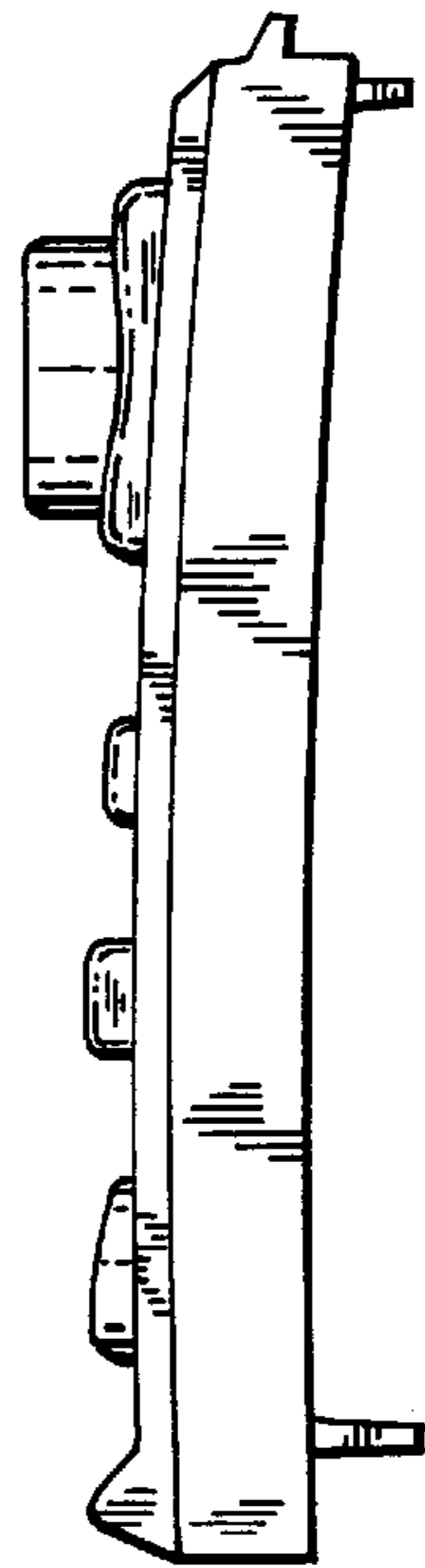


FIG. 3.

