



US00D405090S

United States Patent [19] Guttadauro

[11] Patent Number: **Des. 405,090**

[45] Date of Patent: ****Feb. 2, 1999**

[54] **ANTENNA COVER**

[76] Inventor: **David A. Guttadauro**, 365 Salem St., Wakefield, Mass. 01880

[**] Term: **14 Years**

[21] Appl. No.: **67,860**

[22] Filed: **Apr. 7, 1997**

[51] **LOC (6) Cl.** **14-03**

[52] **U.S. Cl.** **D14/230**

[58] **Field of Search** D14/230-238, D14/299; D6/610-611, 332; 52/222, 149; 150/154-155, 901, 158; 254/222-223; 343/704, 720, 781 R, 840-842, 824, 851, 866, 872-873, 907-908; 58/138

D. 350,963	9/1994	Witzky	D14/230
D. 354,060	1/1995	Witzky	D14/230
D. 356,313	3/1995	Mann et al.	314/230
D. 356,572	3/1995	Prince	D14/230
D. 379,356	5/1997	Liu et al.	D14/230
3,228,030	1/1966	Moore	343/746

Primary Examiner—Ruth McInroy
Attorney, Agent, or Firm—Wolf, Greenfield & Sacks, P.C.

[57] CLAIM

The ornamental design for an antenna cover, as shown and described.

DESCRIPTION

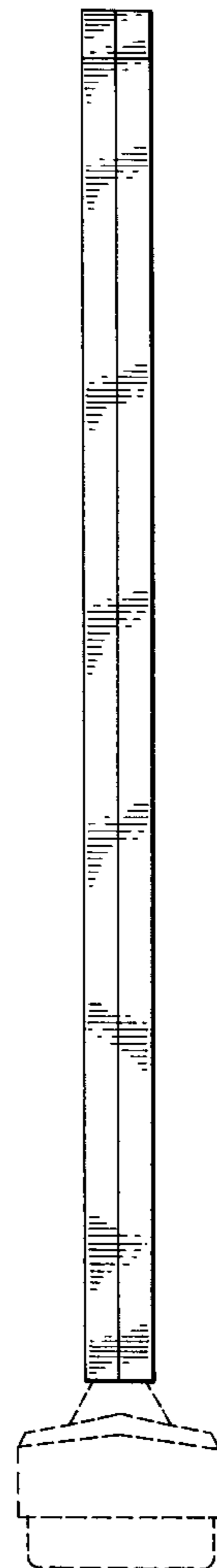
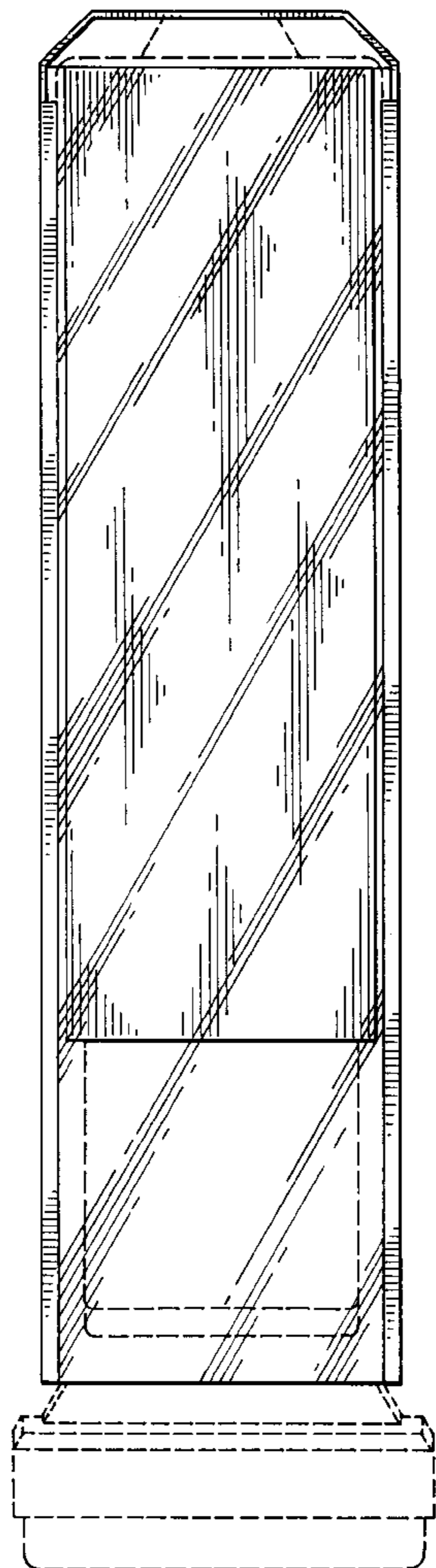
FIG. 1 is a front, elevational view of an antenna cover showing my new design, the rear view being identical; FIG. 2 is a right side elevational view thereof, the left side being identical; FIG. 3 is a bottom plan view thereof; and, FIG. 4 is a top plan view thereof. The details shown in broken lines in all views are shown for illustrative purposes only and form no part of the claimed design.

[56] References Cited

U.S. PATENT DOCUMENTS

D. 308,972	7/1990	Moriyama et al.	D14/234
D. 318,673	7/1991	Terk	D14/230
D. 329,240	9/1992	Cooper	D14/230
D. 344,731	3/1994	Witzky	D14/204
D. 347,437	5/1994	Brehmer et al.	D14/230

1 Claim, 2 Drawing Sheets



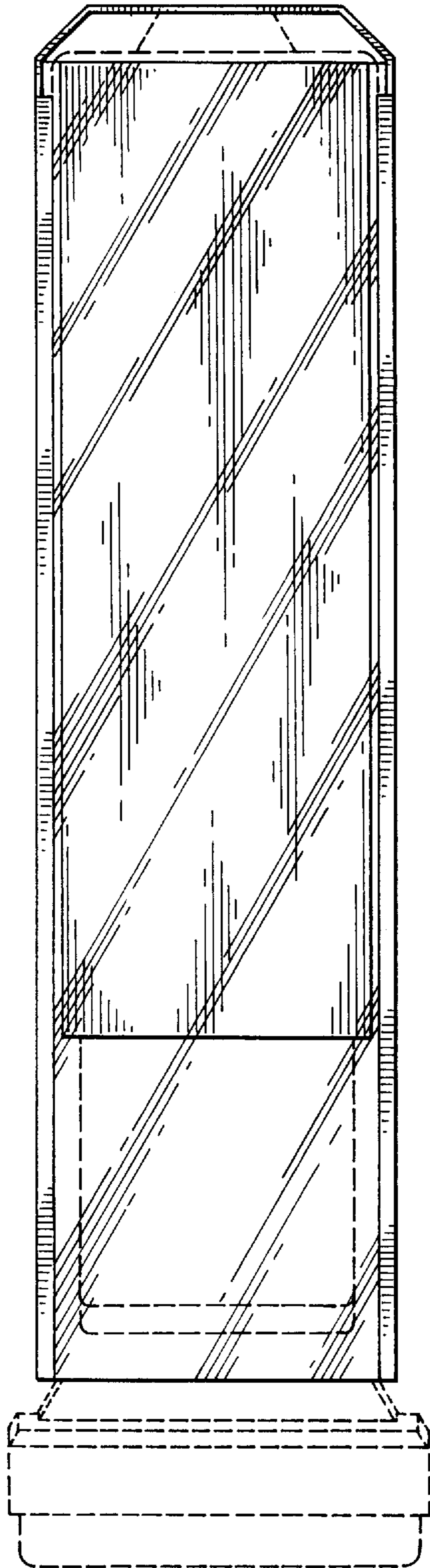


FIG. 1

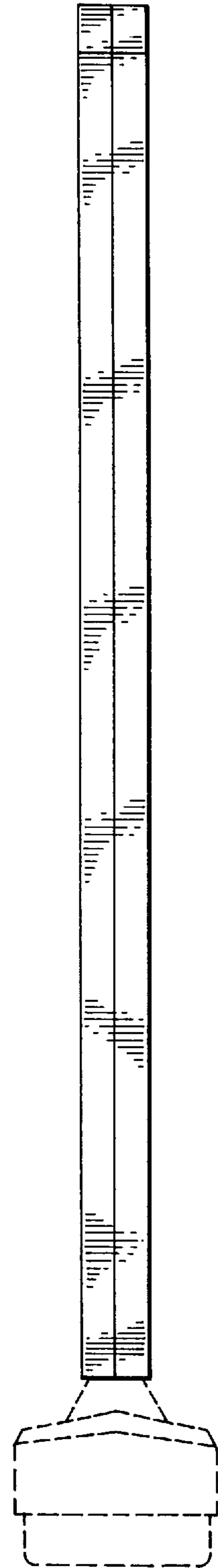


FIG. 2

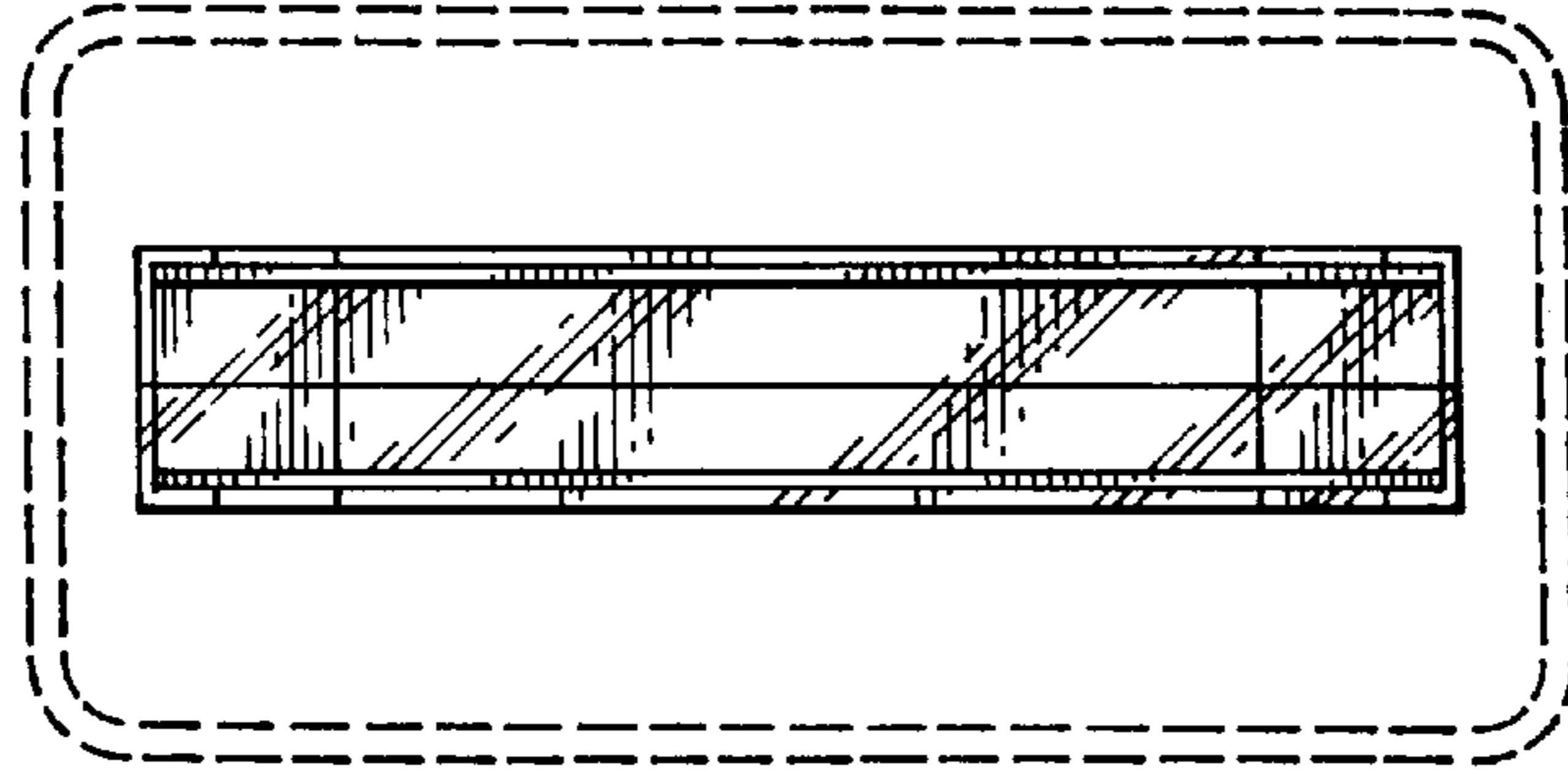


FIG. 3

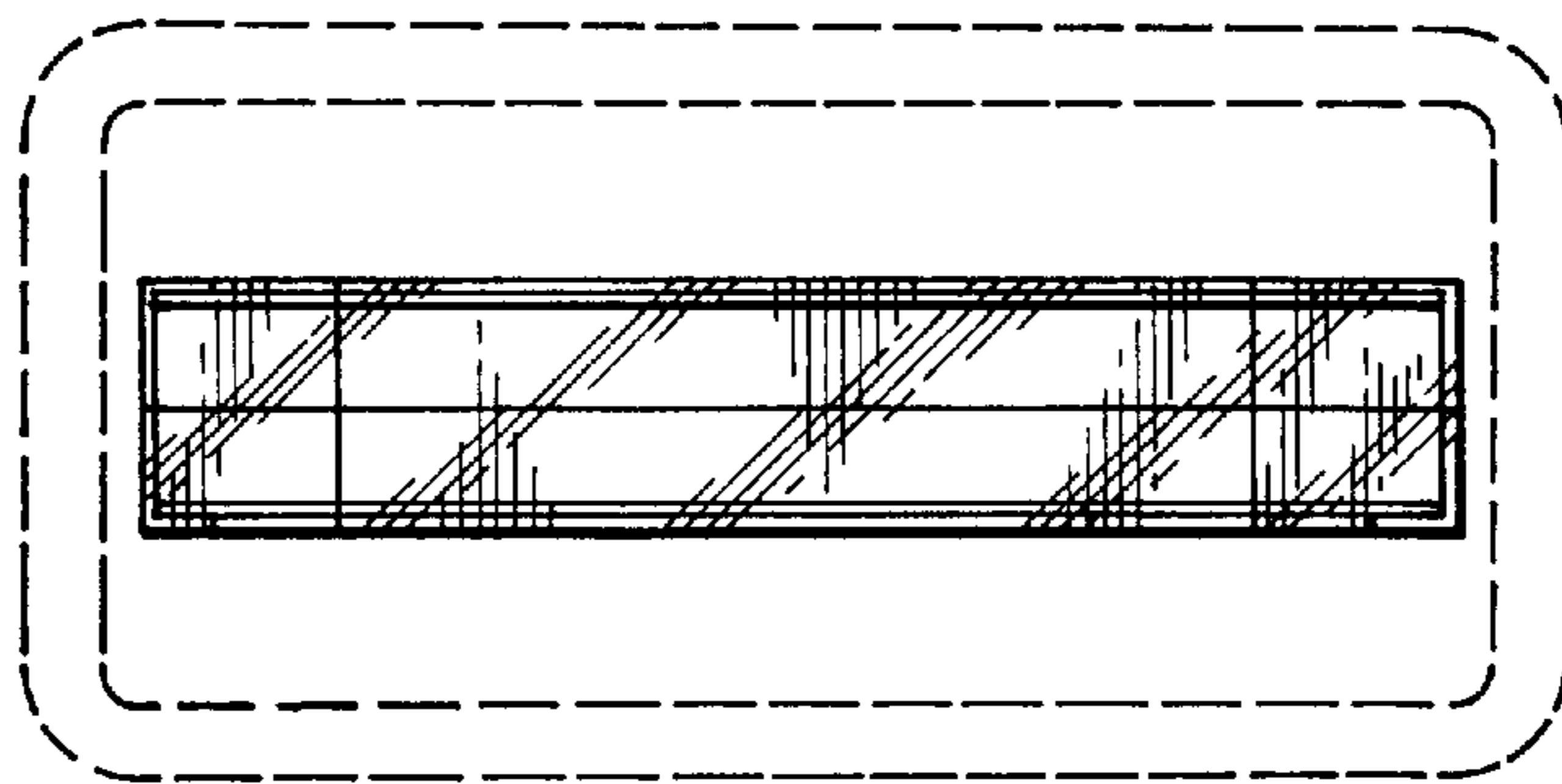


FIG. 4