



US00D405080S

United States Patent [19]

Nagele et al.

[11] Patent Number: **Des. 405,080**

[45] Date of Patent: ****Feb. 2, 1999**

[54] **CORDLESS PORTABLE TELEPHONE WITH FACEPLATE**

[75] Inventors: **Albert L. Nagele**, Wilmette; **Leonid Soren**, Lincolnwood; **James D. Palmer**, Deerfield; **Jose T. Lo**, Wheeling, all of Ill.

[73] Assignee: **Motorola, Inc.**, Schaumburg, Ill.

[**] Term: **14 Years**

[21] Appl. No.: **69,492**

[22] Filed: **Apr. 21, 1997**

Related U.S. Application Data

[60] Division of Ser. No. 57,705, Jul. 30, 1996, which is a continuation-in-part of Ser. No. 44,939, Oct. 3, 1995, abandoned.

[51] **LOC (6) Cl.** **14-03**

[52] **U.S. Cl.** **D14/138**

[58] **Field of Search** D14/137, 138, D14/140, 142, 147, 148, 240, 248; 379/433; 455/500-575, 400, 90

[56] References Cited

U.S. PATENT DOCUMENTS

- D. 327,062 6/1992 Taylor et al. D14/138
- D. 339,337 9/1993 Taylor D14/137
- D. 340,711 10/1993 Nagele et al. D14/138
- D. 341,138 11/1993 Cummings D14/138
- D. 341,589 11/1993 Nagele et al. D14/138
- D. 350,349 9/1994 Williams et al. D14/138
- D. 350,350 9/1994 Nagele D14/138
- D. 353,588 12/1994 Goergen et al. D14/138
- D. 356,309 9/1995 Taylor D14/138
- D. 363,716 10/1995 Siddoway et al. D14/138

- D. 365,094 12/1995 Trahan et al. D14/138
- D. 365,817 1/1996 Mischenko et al. D14/147 X
- D. 365,819 1/1996 Sawsguchi et al. D14/138
- D. 366,872 2/1996 Nagele et al. D14/138
- D. 370,016 5/1996 Replinger et al. D14/240
- D. 370,672 6/1996 Hughes D14/247 X
- D. 374,872 10/1996 Scianna, Sr. et al. D14/138
- D. 376,142 12/1996 Matsumoto D14/138
- D. 379,624 6/1997 Harris et al. D14/138
- D. 379,982 6/1997 Lindeman et al. D14/138
- 5,572,573 11/1996 Sylvan 455/89 X

OTHER PUBLICATIONS

Cellular Buyer's Guide, by Mobile Office, Winter 1995, pp. 53, 59 and 62.

Moble Office, NEC P120, Apr. 1994, p. 98.

NEC Talk time Exec700 product brochure page, Apr. 1995.

Primary Examiner—Jeffrey Asch

Attorney, Agent, or Firm—John G. Rauch

[57] CLAIM

The ornamental design for a cordless portable telephone with faceplate, as shown and described.

DESCRIPTION

FIG. 1 is a right, front, top view of a cordless portable telephone with faceplate showing our new design, the faceplate in a closed position;

FIG. 2 is a right, front, top view thereof, the faceplate in an open position;

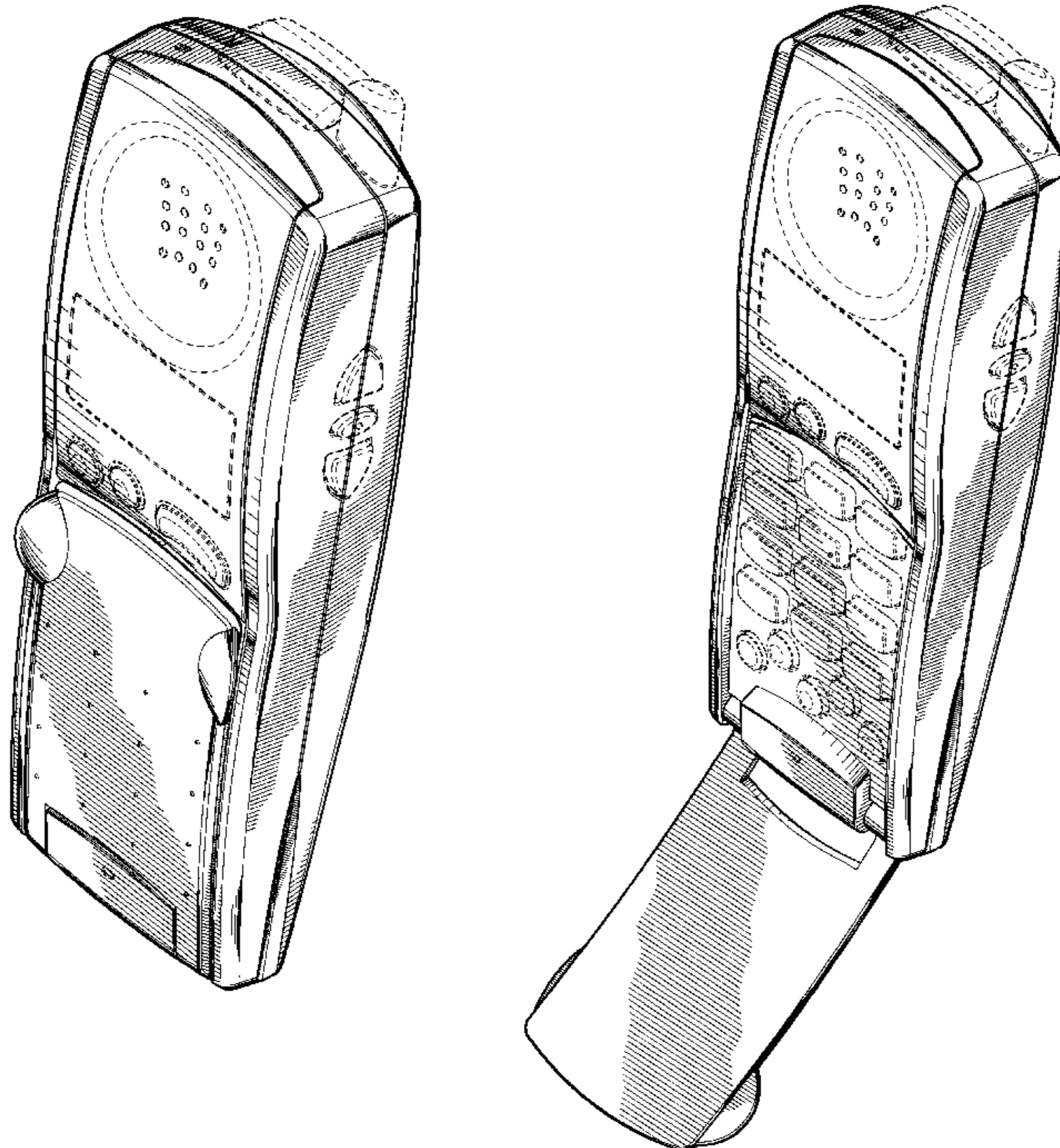
FIG. 3 is a rear plan view thereof in a closed position;

FIG. 4 is a left side plan view thereof and in a closed position; and,

FIG. 5 is a bottom plan view thereof in a closed position.

The broken lines shown in FIGS. 1-5 are for illustrative purposes only and form no part of the claimed design.

1 Claim, 3 Drawing Sheets



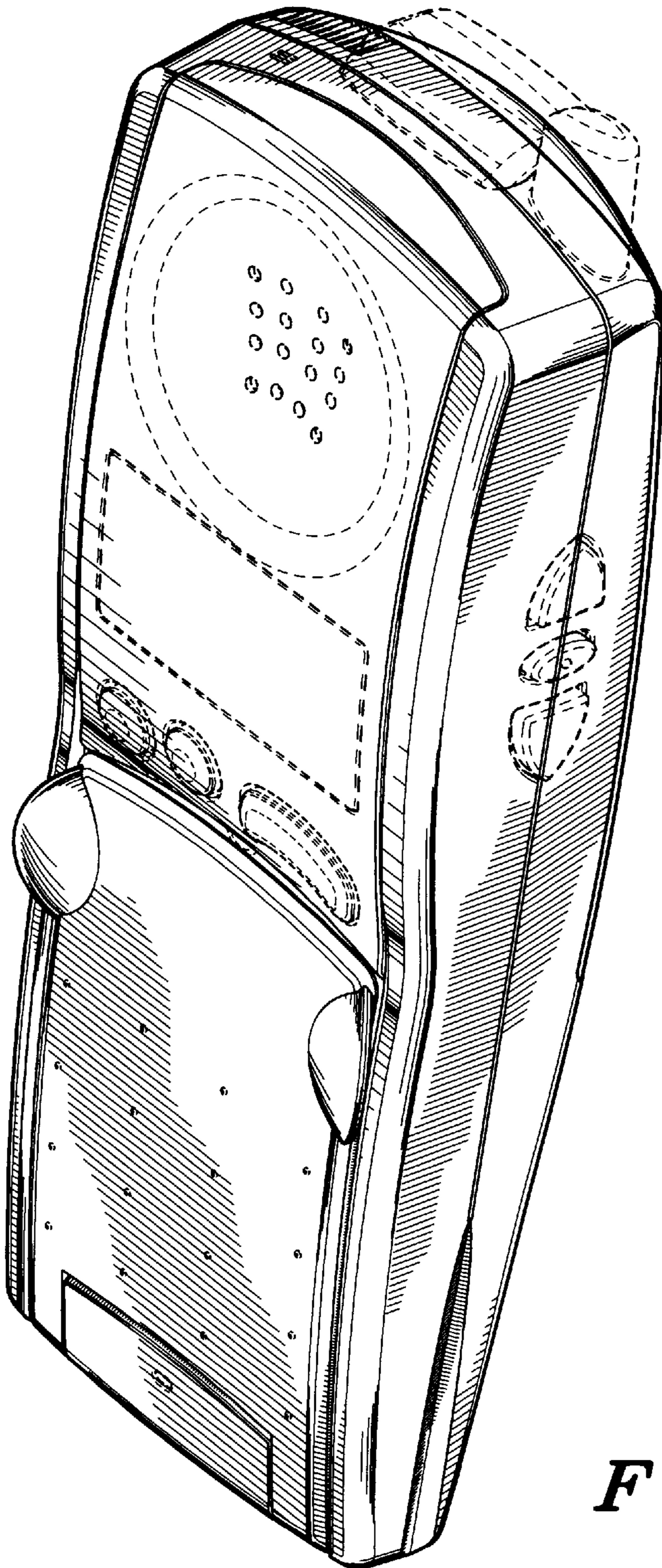


FIG. 1

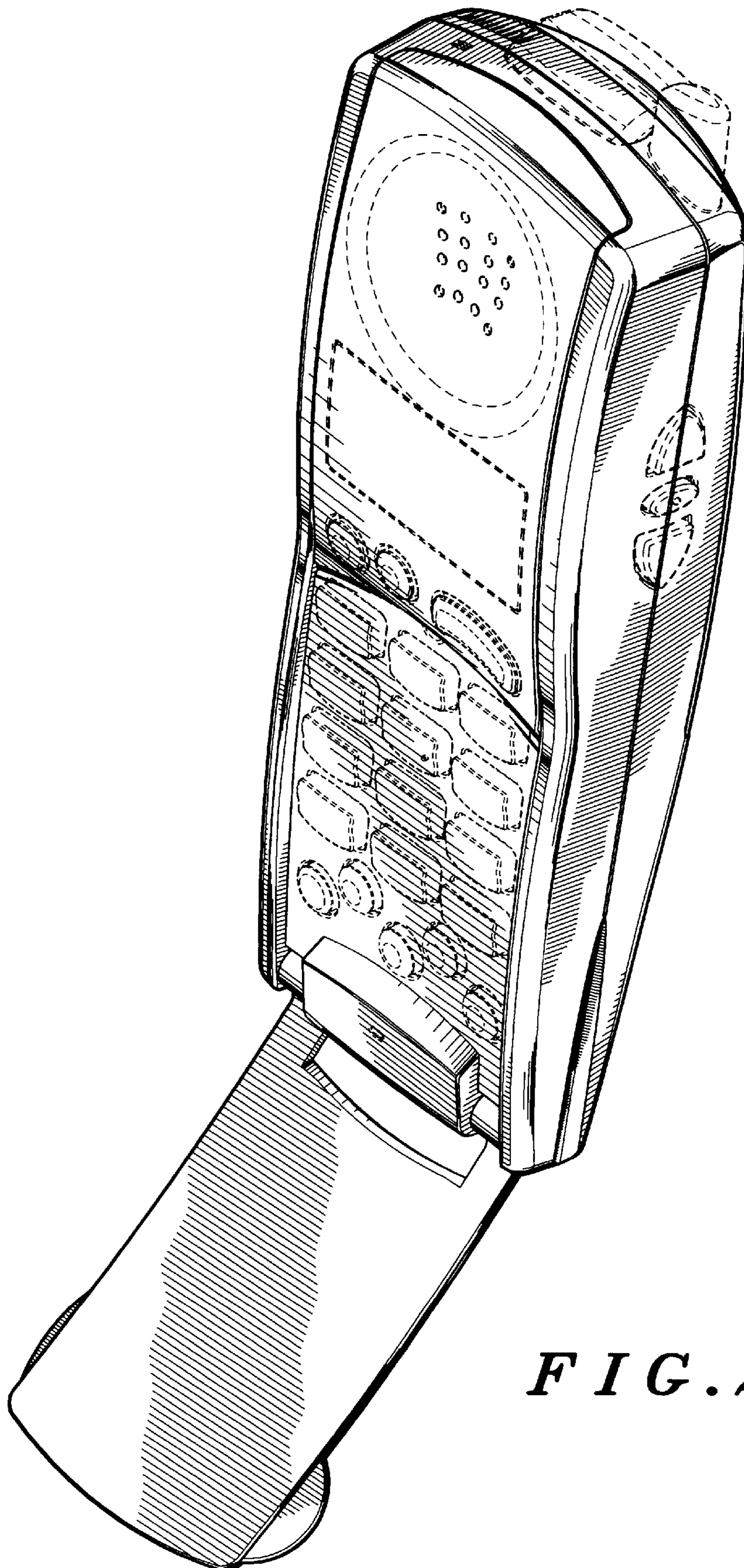


FIG. 2

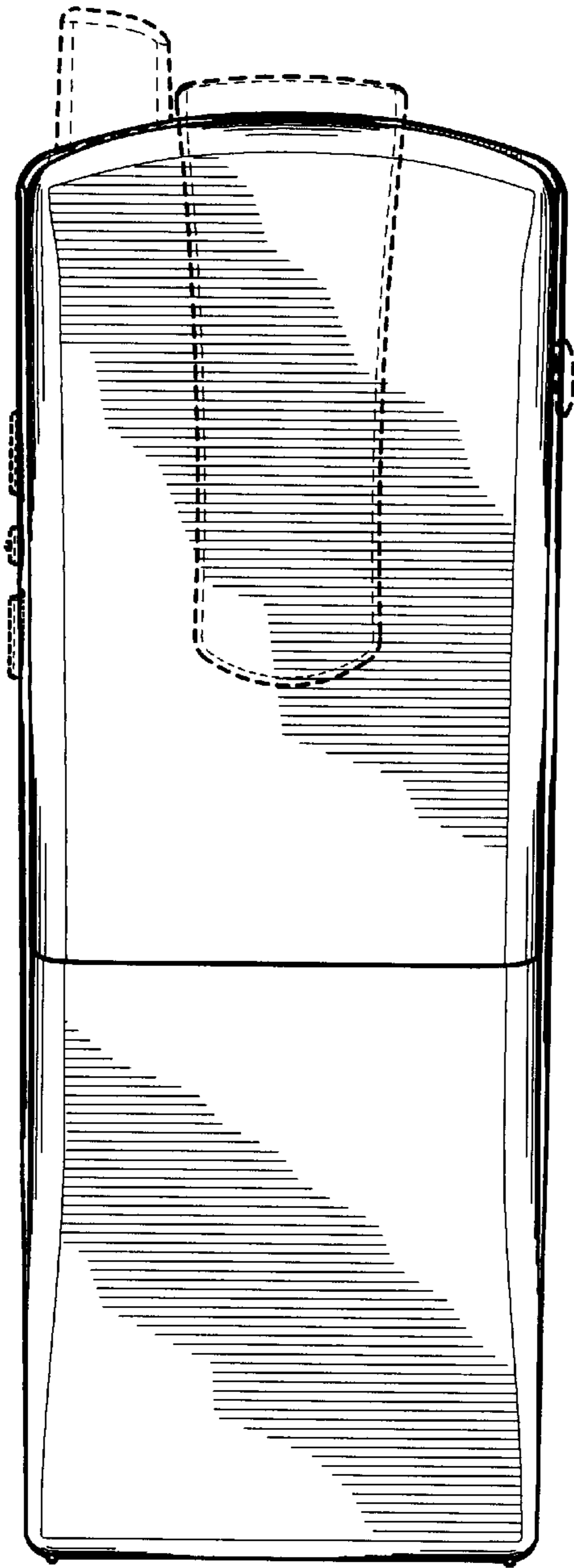


FIG. 3

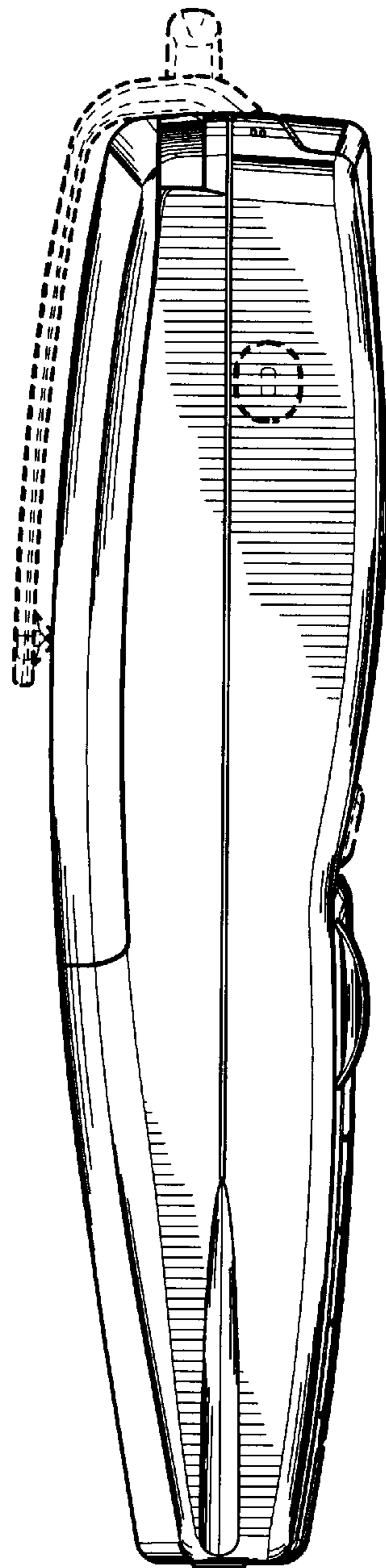


FIG. 4

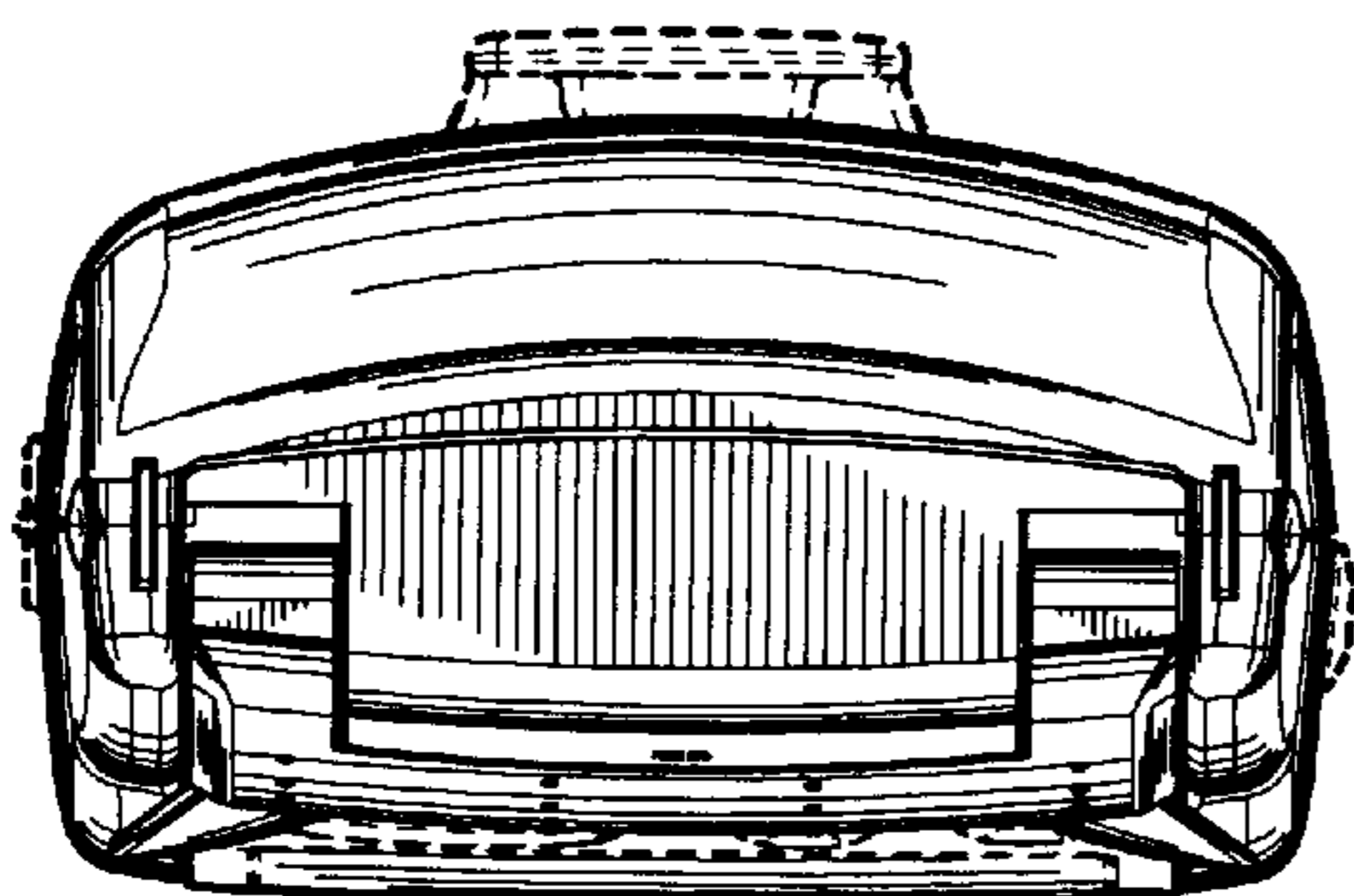


FIG. 5