



US00D405051S

United States Patent [19] Byrne

[11] **Patent Number:** **Des. 405,051**
[45] **Date of Patent:** ****Feb. 2, 1999**

[54] **LIFT-UP WITH COVER**
[76] **Inventor:** **Norman R. Byrne**, 2736 Honey Creek, NE., Ada, Mich. 49301
[**] **Term:** **14 Years**
[21] **Appl. No.:** **72,512**
[22] **Filed:** **Jun. 19, 1997**
[51] **LOC (6) Cl.** **13-03**
[52] **U.S. Cl.** **D13/139.4**
[58] **Field of Search** 439/131, 214, 439/215, 335, 539, 538; 220/3.2-3.8, 3.94; 174/48, 49, 55, 56, 57, 58, 53; D13/137.1-137.4, 139.1-139.8

4,272,643 6/1981 Carroll et al. .
4,372,629 2/1983 Propst et al. .
4,511,198 4/1985 Mitchell et al. .
4,551,577 11/1985 Byrne .
4,747,788 5/1988 Byrne .
4,792,881 12/1988 Wilson et al. .
4,828,513 5/1989 Morrison et al. .
4,984,982 1/1991 Brownlie et al. .
5,023,396 6/1991 Bartee et al. 174/48
5,114,365 5/1992 Thompson et al. .
5,122,069 6/1992 Brownlie et al. 439/131
5,230,552 7/1993 Schipper et al. .
5,231,562 7/1993 Pierce et al. .
5,351,173 9/1994 Byrne .
5,575,668 11/1996 Timmerman 439/131
5,705,772 1/1998 Brown 174/48

[56] **References Cited**

U.S. PATENT DOCUMENTS

D. 353,363 12/1994 Toby D13/139.4
D. 355,890 2/1995 Lentz .
D. 370,622 6/1996 Byrne .
D. 372,018 7/1996 Byrne .
676,622 6/1901 Gochnauer .
2,811,574 10/1957 Guerrero .
2,861,857 11/1958 Lee et al. .
3,131,512 5/1964 MacLeod, Jr. .
3,353,137 11/1967 Miller .
3,433,886 3/1969 Myers 174/57
3,622,684 11/1971 Press .
3,646,244 2/1972 Cole .
3,794,956 2/1974 Dubreuil .
3,892,095 7/1975 Vankuik et al. .
3,972,579 8/1976 Kohaut .
3,992,070 11/1976 Dunn et al. .
4,059,321 11/1977 Rasmussen et al. .

Primary Examiner—Susan J. Lucas
Assistant Examiner—Jennifer Rivard
Attorney, Agent, or Firm—Varnum, Riddering, Schmidt & Howlett llp

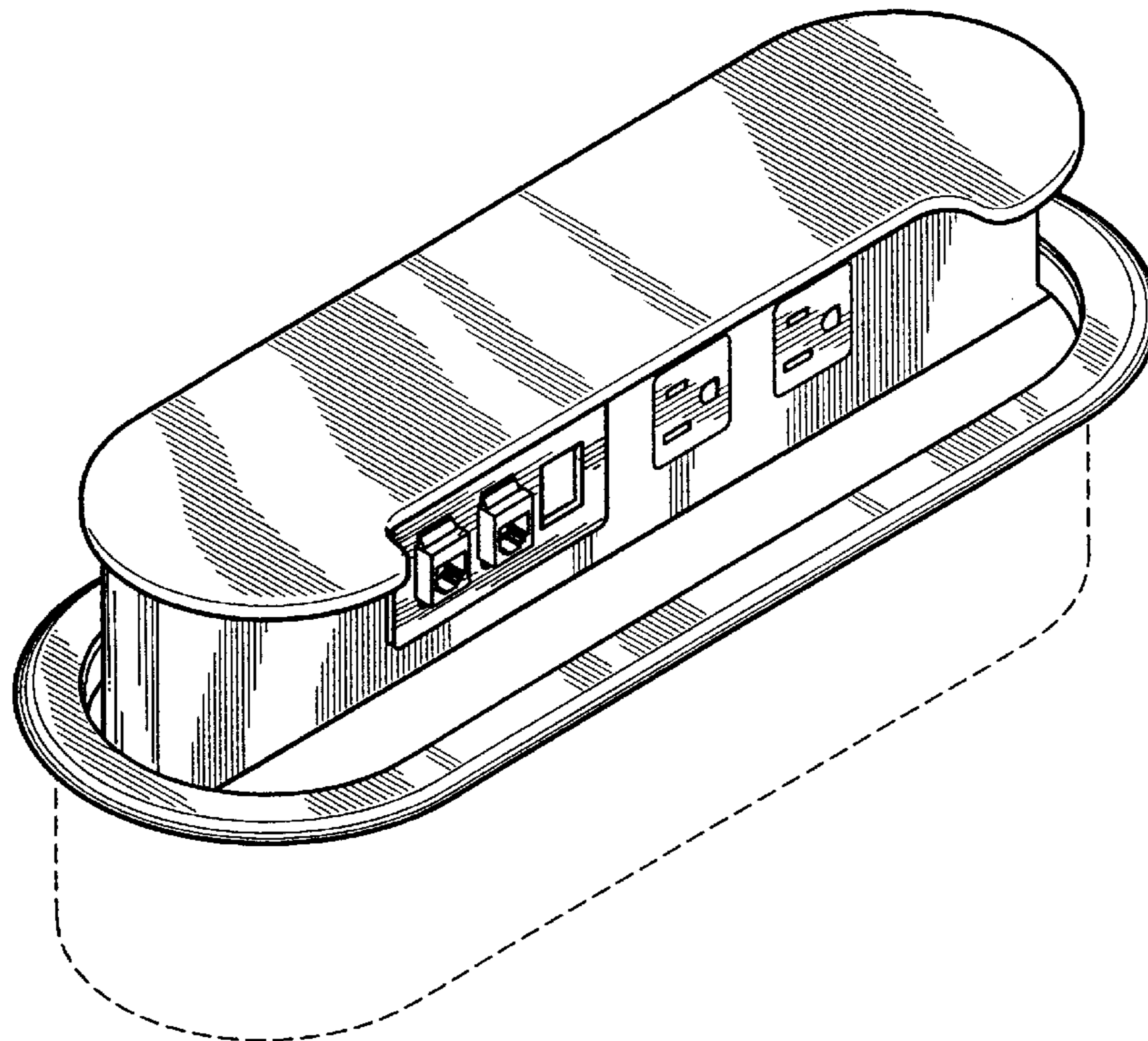
[57] **CLAIM**

The ornamental design for a lift-up with cover, as shown and described.

DESCRIPTION

FIG. 1 is a perspective view of the lift-up with cover, the opposite perspective view being a mirror image;
FIG. 2 is a top plan view; and,
FIG. 3 is a right-side elevation view. The left-side elevation view is a mirror image. The rear surface is flat and unornamented. The broken lines are shown for illustrative purposes only and form no part of the claimed design.

1 Claim, 2 Drawing Sheets



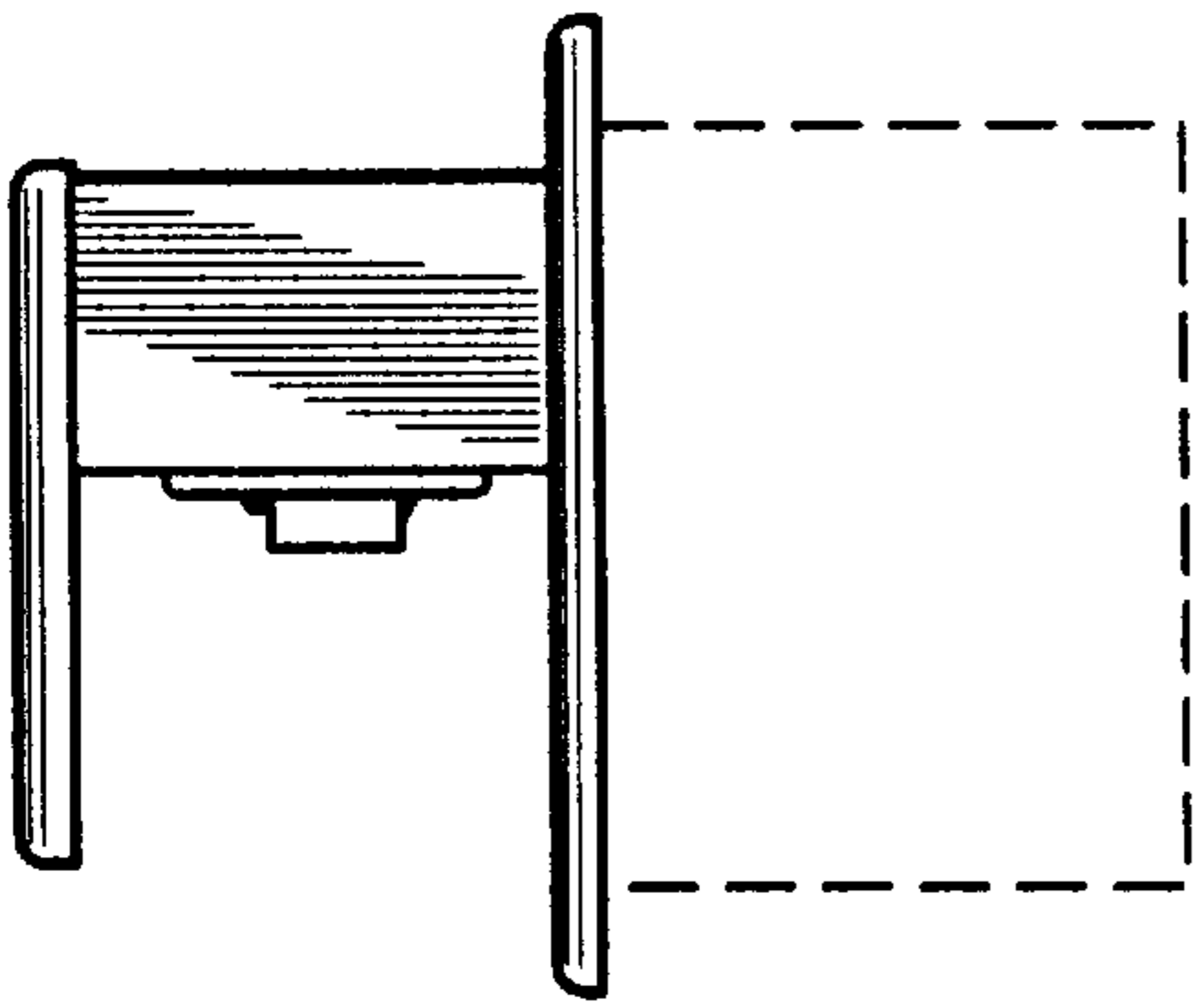


Fig. 3

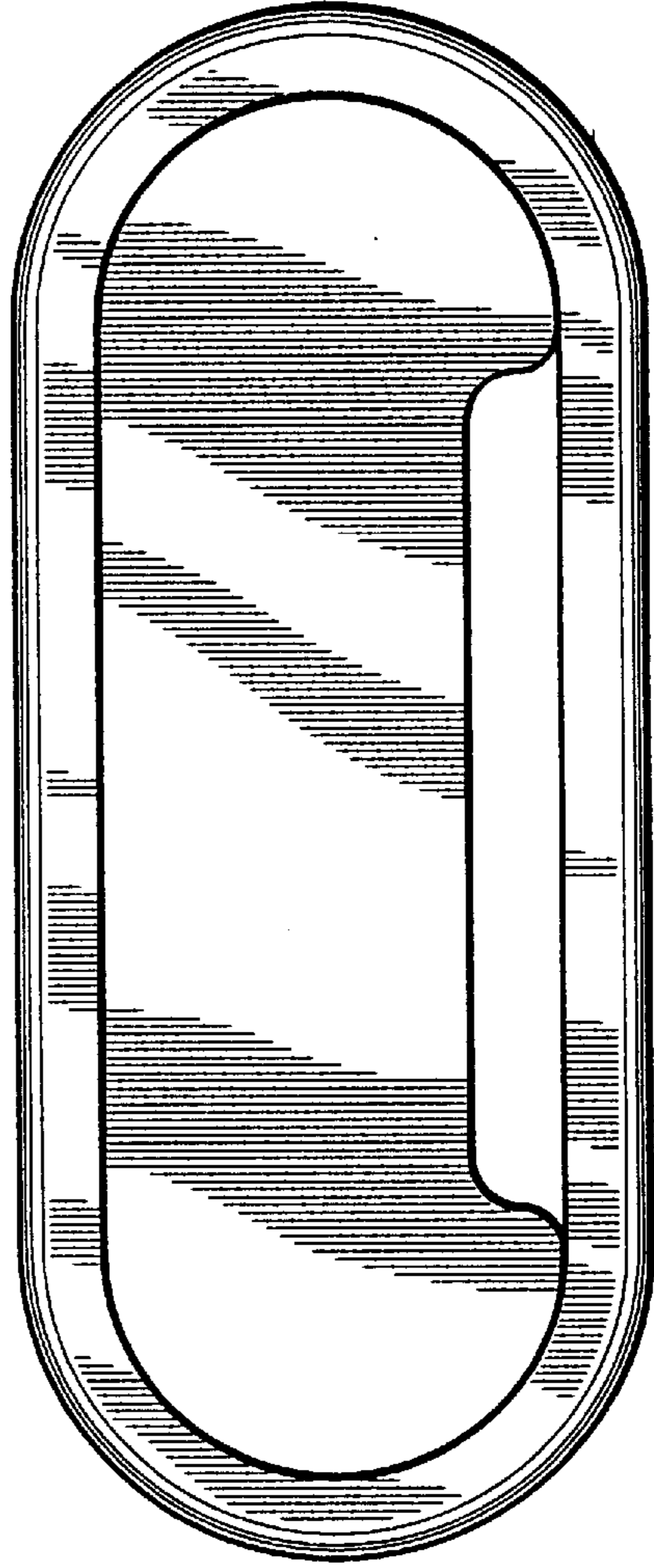


Fig. 2