



US00D405050S

# United States Patent [19]

Lee

[11] **Patent Number: Des. 405,050**

[45] **Date of Patent: \*\*Feb. 2, 1999**

## [54] **MINIATURE ELECTRICAL CONNECTOR**

[75] Inventor: **Kendrew Lee**, San Jose, Calif.

[73] Assignee: **Monster Cable Products, Inc.**,  
Brisbane, Calif.

[\*\*] Term: **14 Years**

[21] Appl. No.: **81,444**

[22] Filed: **Jan. 2, 1998**

[51] **LOC (6) Cl. .... 13-03**

[52] **U.S. Cl. .... D13/133**

[58] **Field of Search .... 439/669; D13/133**

### [56] **References Cited**

#### U.S. PATENT DOCUMENTS

D. 313,790	1/1991	Hirabayashi	.....	D13/133
D. 328,280	7/1992	Lee	.....	D13/133
1,237,358	8/1917	Marr	.....	439/669
1,841,468	1/1932	Ford	.....	439/669
3,366,717	1/1968	Karol	.....	439/447

*Primary Examiner*—Joel Sincavage

*Attorney, Agent, or Firm*—LaRiviere, Grubman & Payne

### [57] **CLAIM**

The ornamental design for a miniature electrical connector, as shown and described.

### **DESCRIPTION**

FIG. 1 is a perspective view of the miniature electrical connector according to the present invention;

FIG. 2 is a top view of the miniature electrical connector shown in FIG. 1;

FIG. 3 is a bottom view of the miniature electrical connector shown in FIG. 1;

FIG. 4 is a left side view of the miniature electrical connector shown in FIG. 1;

FIG. 5 is a right side of the miniature electrical connector shown in FIG. 1;

FIG. 6 is a front view of the miniature electrical connector shown in FIG. 1;

FIG. 7 is a rear view of the miniature electrical connector shown in FIG. 1;

FIG. 8 is a perspective view of a second embodiment of the miniature electrical connector according to the present invention;

FIG. 9 is a top view of the embodiment of FIG. 8;

FIG. 10 is a bottom view of the embodiment of FIG. 8;

FIG. 11 is a left side view of the embodiment of FIG. 8;

FIG. 12 is a right side view of the embodiment of FIG. 8;

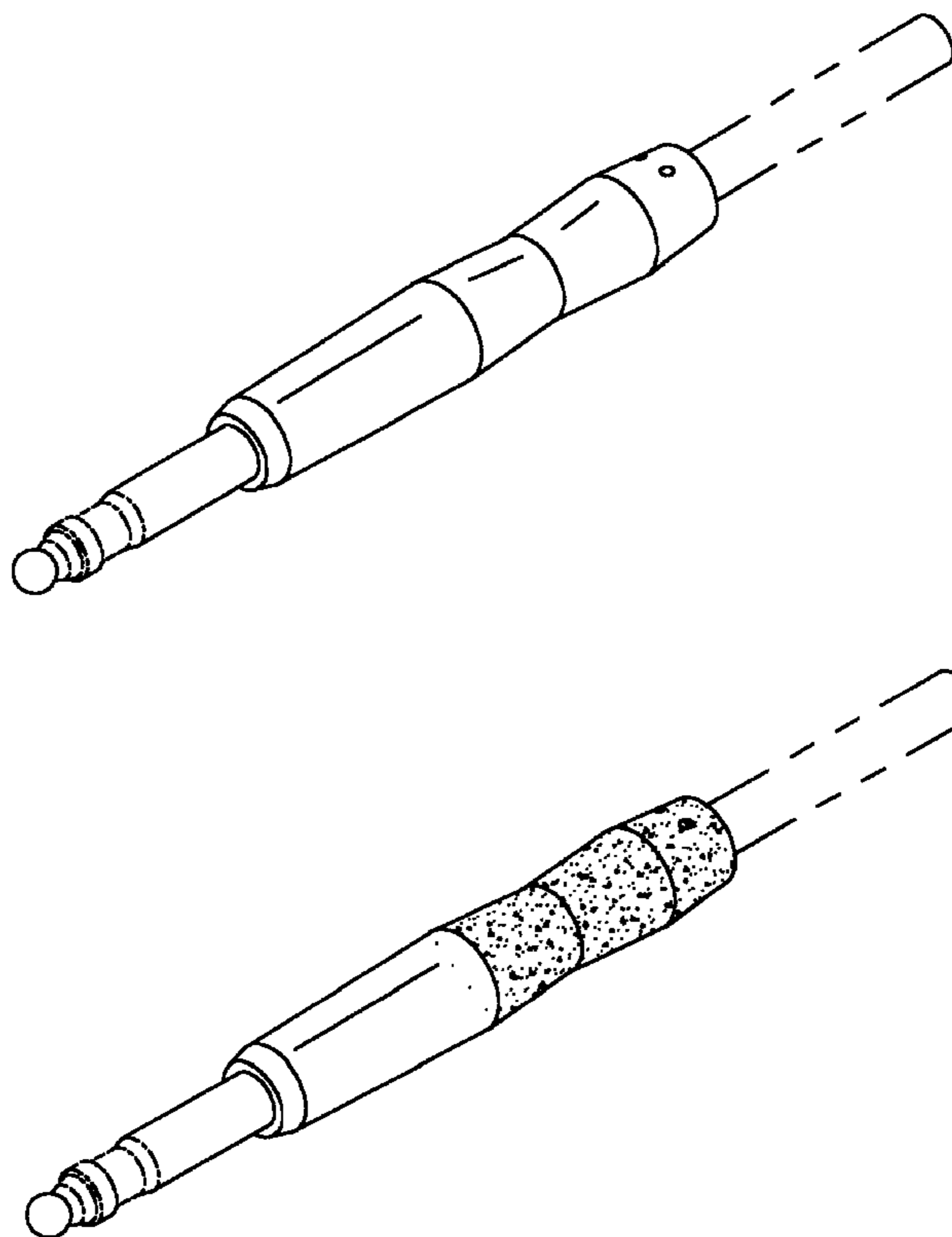
FIG. 13 is a front view of the embodiment of FIG. 8; and,

FIG. 14 is a rear view of the embodiment of FIG. 8.

The portion of the connector indicated by dotted lines forms no part of the design according to the present invention.

A portion of the disclosure of this patent document contains material to which a claim for copyright is made. The copyright owner has no objection to the facsimile reproduction by anyone of the patent document or the patent disclosure, as it appears in the Patent and Trademark Office patent file or records, but reserves all other copyright whatsoever.

**1 Claim, 4 Drawing Sheets**



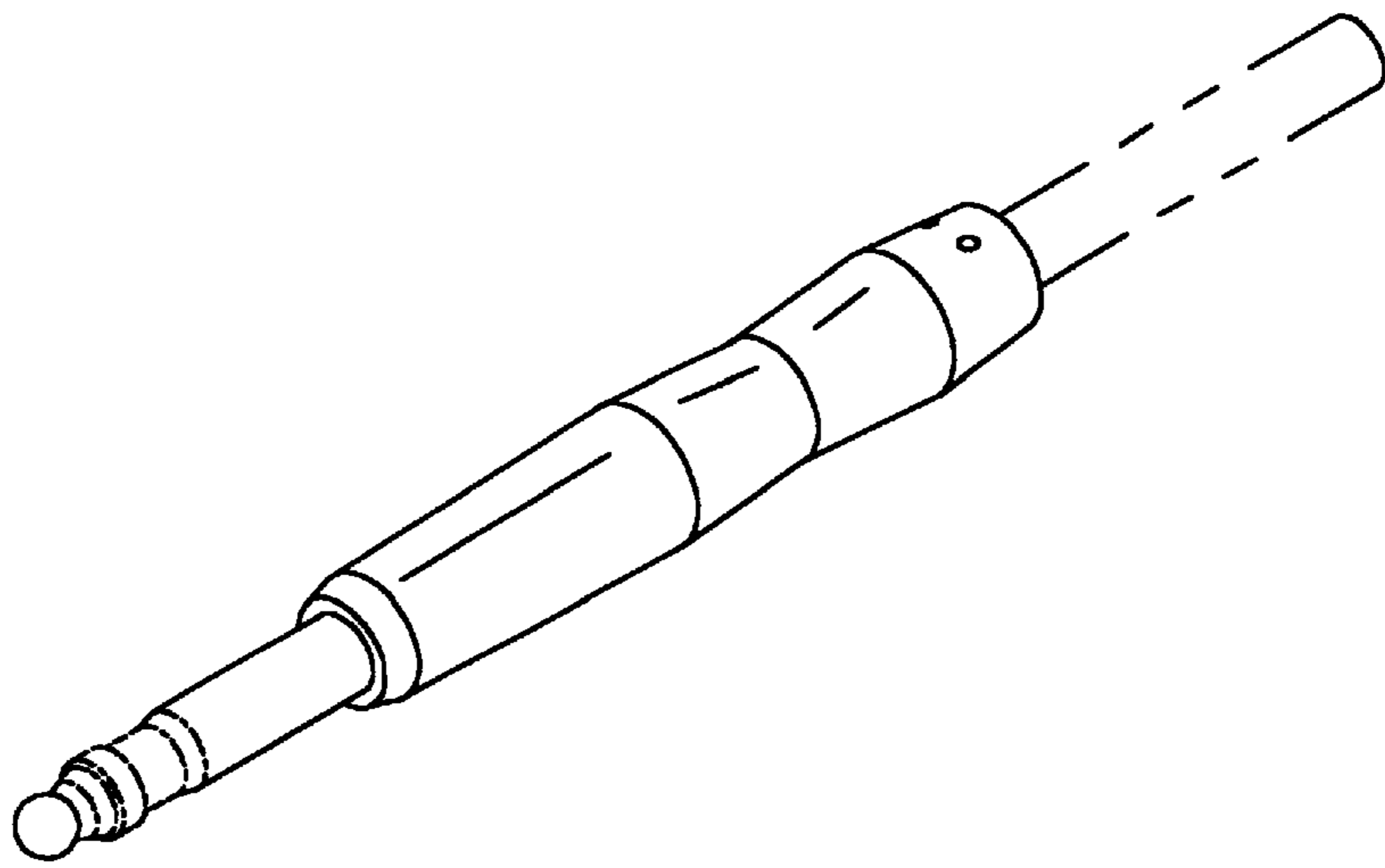


FIG. 1

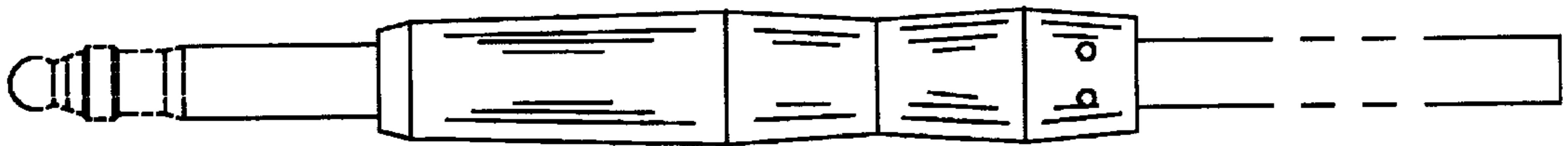


FIG. 2

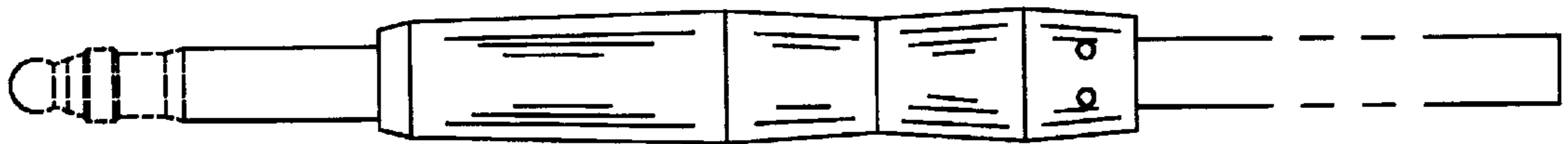


FIG. 3

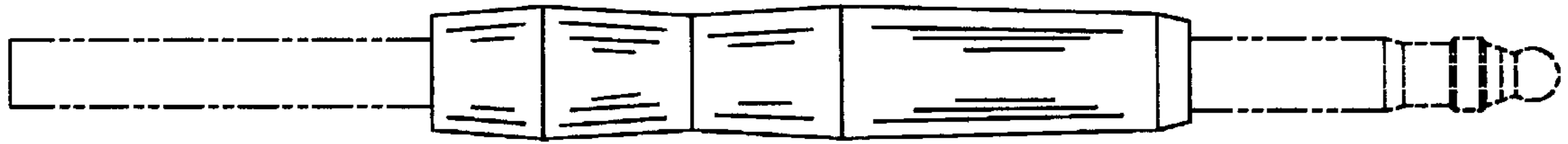


FIG. 4

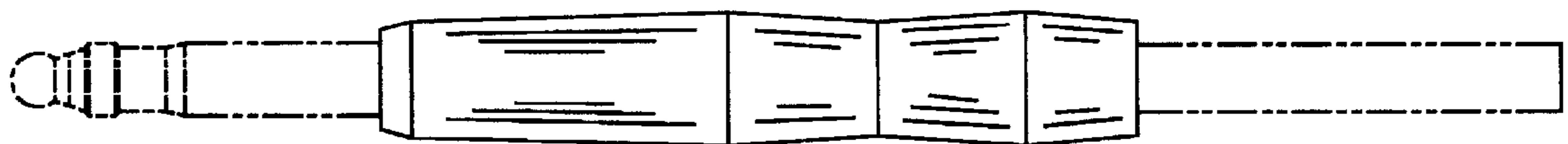


FIG. 5



FIG. 6

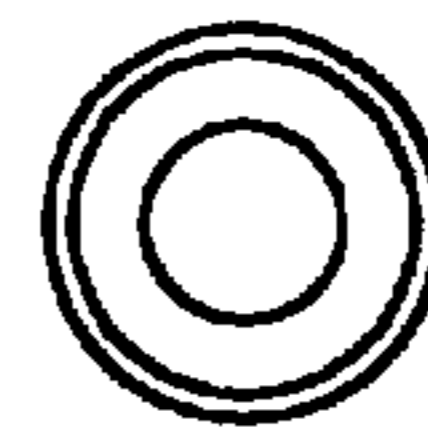


FIG. 7

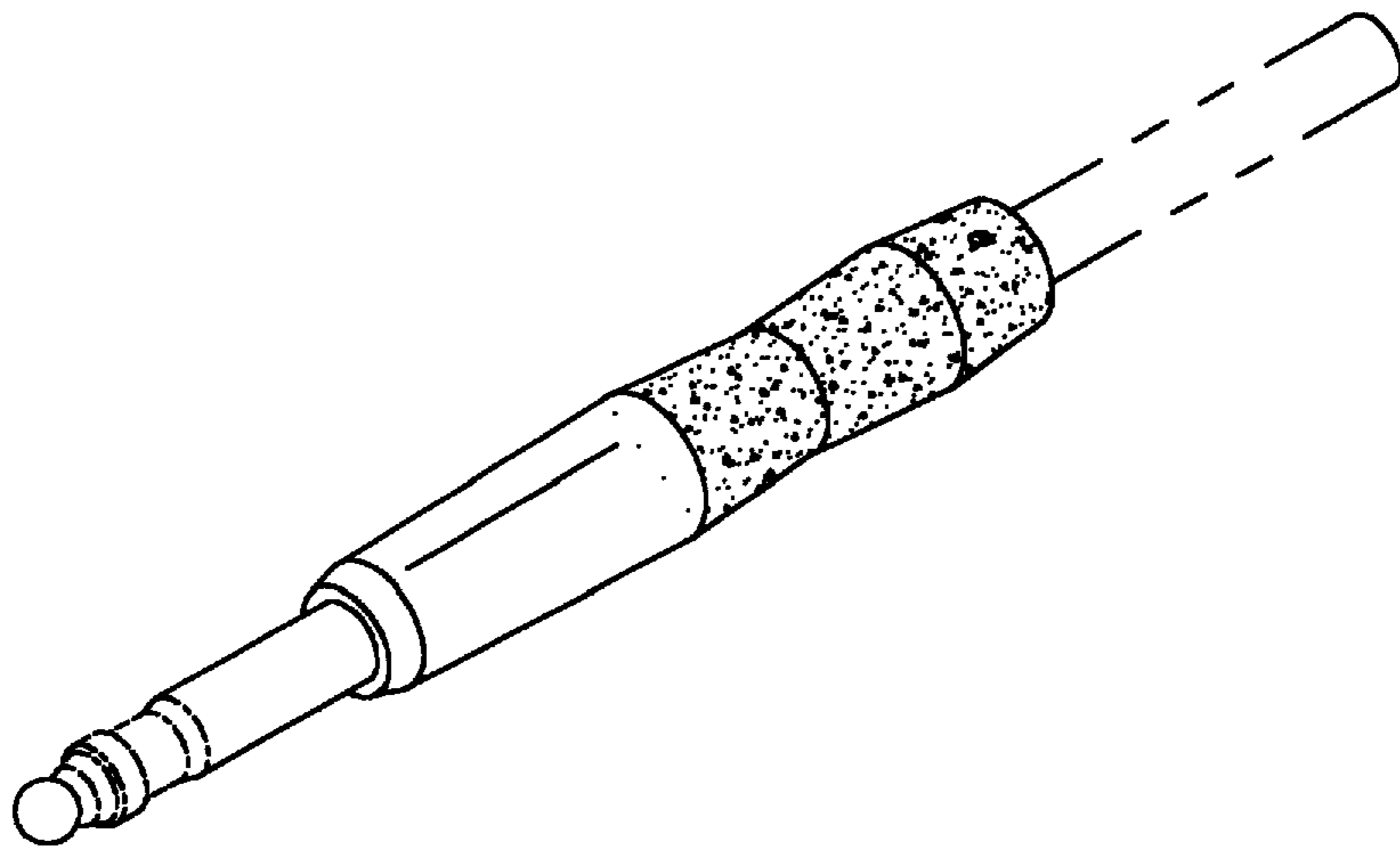


FIG. 8




FIG. 9




FIG. 10



FIG. 11

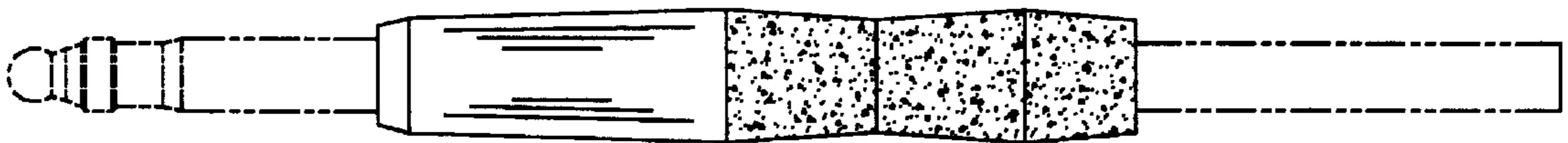


FIG. 12



FIG. 13

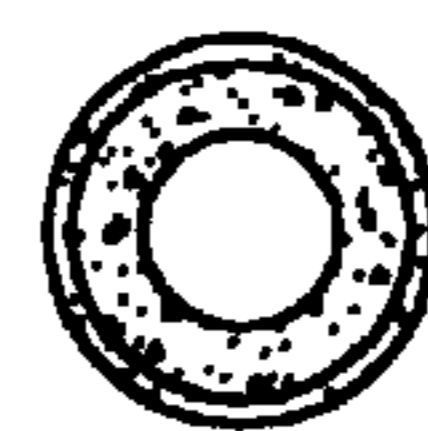


FIG. 14