



US00D405030S

United States Patent [19]

Frost et al.

[11] **Patent Number: Des. 405,030**

[45] **Date of Patent: **Feb. 2, 1999**

[54] **BICYCLE FRAME**

[75] Inventors: **Robert C. Frost**, Indianapolis, Ind.;
Chrostopher R. Fuller, Franklin, Tenn.

[73] Assignee: **Murray, Inc.**, Brentwood, Tenn.

[**] Term: **14 Years**

[21] Appl. No.: **81,405**

[22] Filed: **Dec. 31, 1997**

[51] **LOC (6) Cl.** **12-11**

[52] **U.S. Cl.** **D12/111**

[58] **Field of Search** **D12/111; 280/281.1,**
280/288.1-288.3

[56] **References Cited**

U.S. PATENT DOCUMENTS

D. 284,646 7/1986 Turner et al. D12/111

D. 311,508 10/1990 Ruger et al. D12/111
D. 331,898 12/1992 Muller et al. D12/111
D. 357,437 4/1995 Kuba D12/111
D. 384,307 9/1997 Fisher D12/111
4,705,286 11/1987 Lauzur et al. 280/281.1

Primary Examiner—Melody N. Brown
Attorney, Agent, or Firm—Cushman Darby & Cushman IP
Group of Pillsbury Madison & Sutro LLP

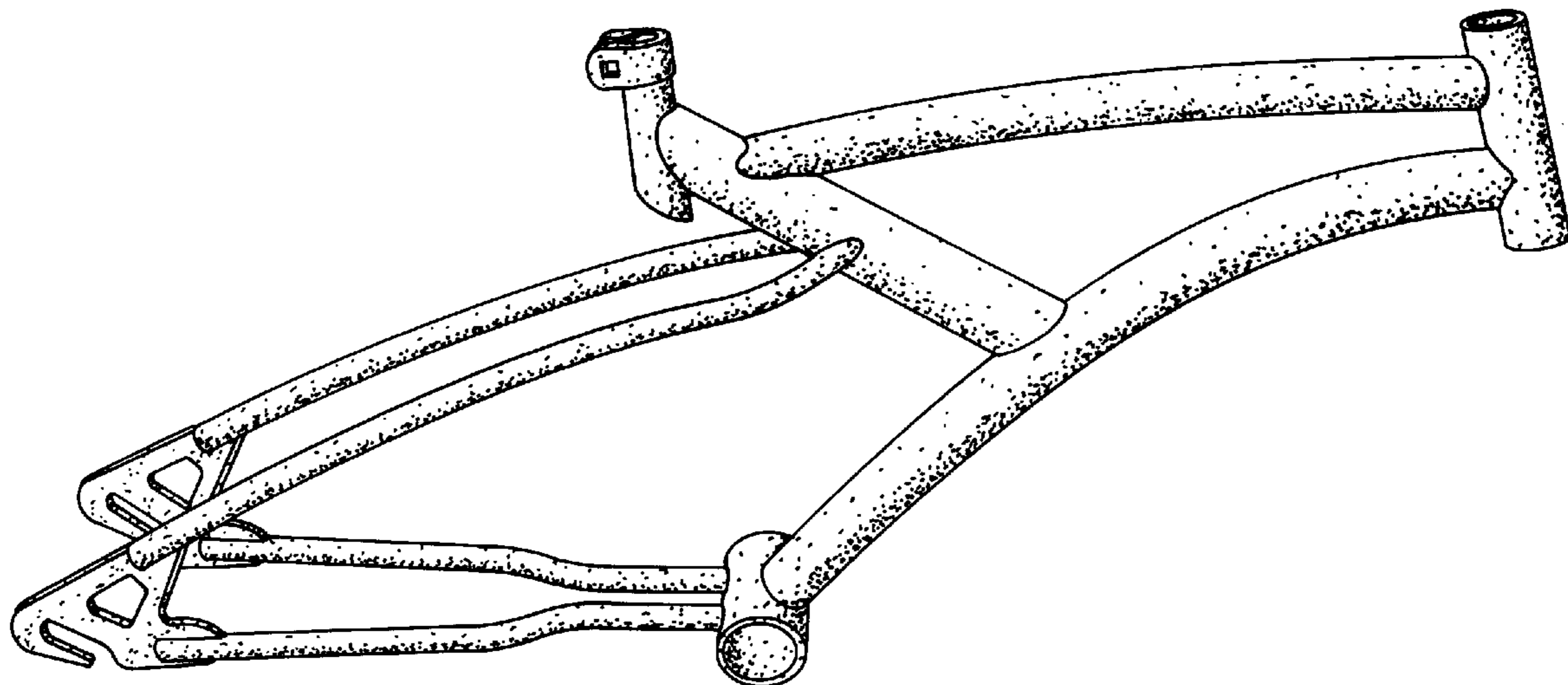
[57] **CLAIM**

The ornamental design for a bicycle frame, as shown and described.

DESCRIPTION

FIG. 1 is a top right perspective view of a bicycle frame showing our new design; FIG. 2 is a top plan view thereof; and, FIG. 3 is a side elevational view thereof.

1 Claim, 2 Drawing Sheets



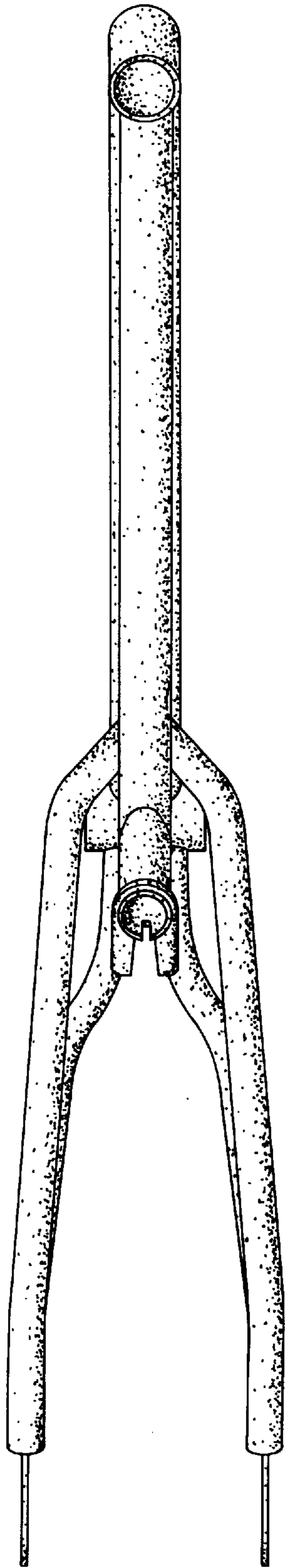


FIG. 2

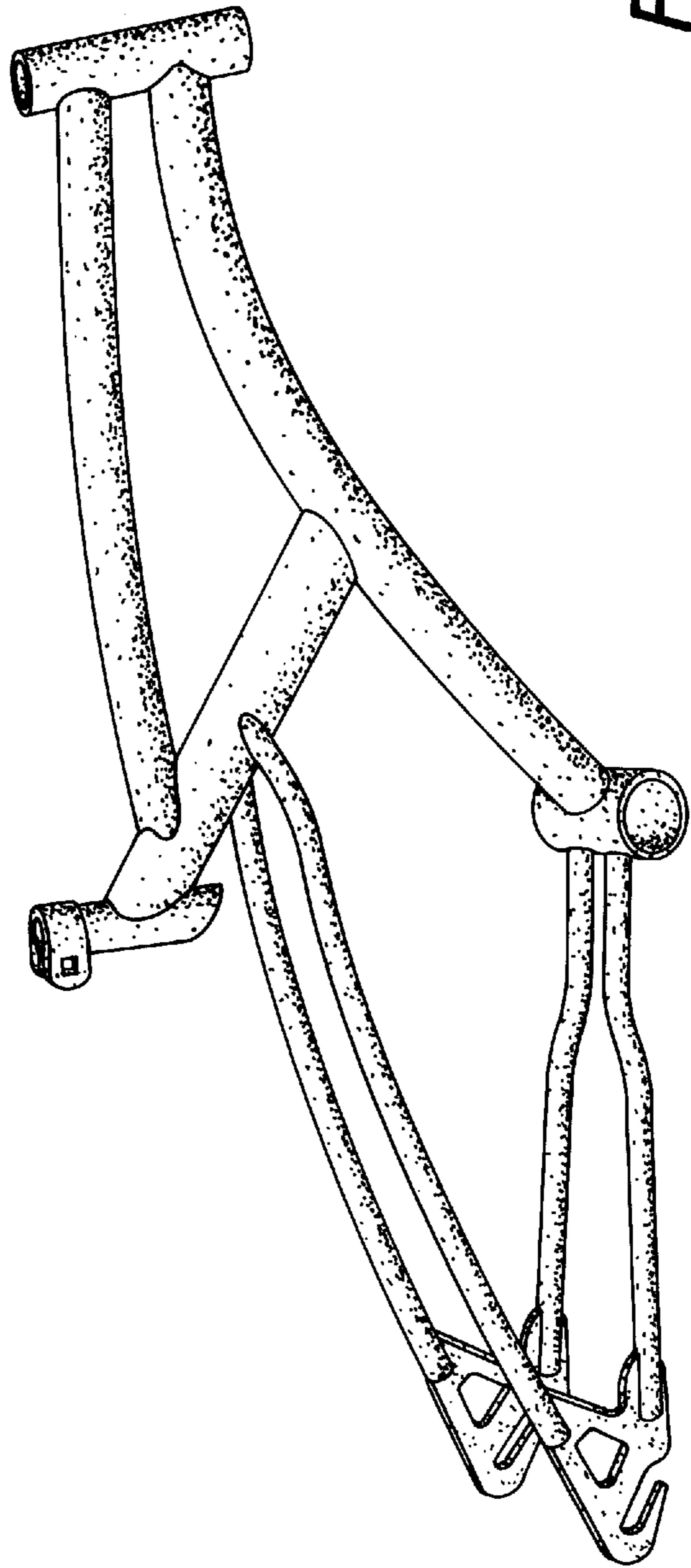


FIG. 1

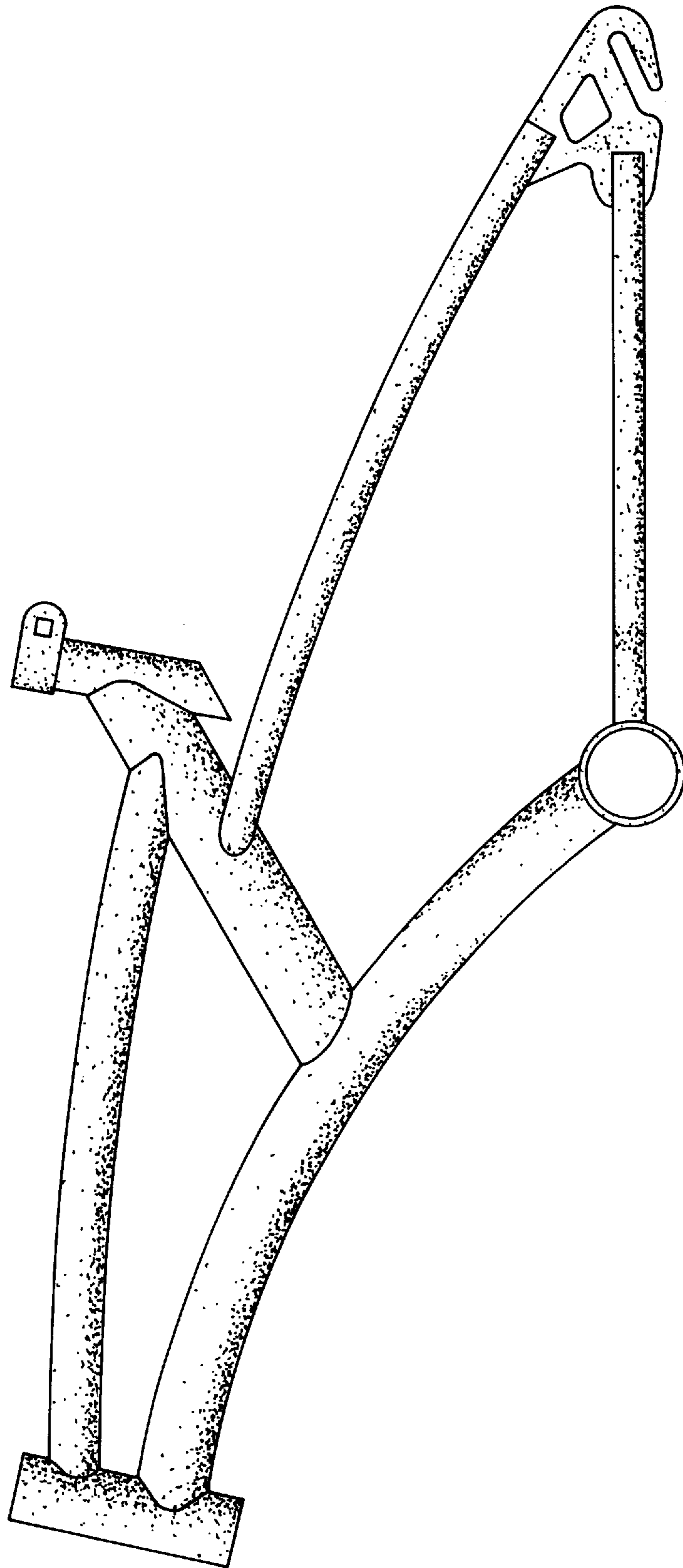


FIG. 3