



US00D405028S

United States Patent [19] Papernik

[11] Patent Number: Des. 405,028

[45] Date of Patent: **Feb. 2, 1999

[54] PENDANT AND ZIPPER PULL

[76] Inventor: Karen Papernik, 8 Phillard Ct.,
Patterson, N.Y. 12563

[**] Term: 14 Years

[21] Appl. No.: 76,597

[22] Filed: Sep. 10, 1997

[51] LOC (6) Cl. 02-07

[52] U.S. Cl. D11/221; D11/57

[58] Field of Search D11/1, 2, 40, 44,
D11/46, 48, 49, 57, 79, 81, 82, 99, 220,
201, 221, 223; 294/3.6, 65.5; 63/1.1, 2,
18, 20

[56] **References Cited**

U.S. PATENT DOCUMENTS

D. 120,303	4/1940	Pilippe	D11/57
D. 137,557	3/1944	Philippe	D11/57
D. 149,069	3/1948	Katz	D11/57
D. 153,450	4/1949	Philippe	D11/57
D. 362,830	10/1995	Maggard	D11/221
2,845,297	7/1958	Doop .	
2,900,205	8/1959	Cirone .	
2,908,057	10/1959	Blanco .	
2,928,157	3/1960	Deering .	
3,017,680	1/1962	Duncan .	
3,059,301	10/1962	Dierks .	
3,276,087	10/1966	Hanson .	

3,284,865 11/1966 Burnham .
3,354,520 11/1967 Morgen .
5,249,832 10/1993 Leonardz .

Primary Examiner—Ralf Seifert
Attorney, Agent, or Firm—Lackenbach Siegel Marzullo
Aronson & Greenspan, PC

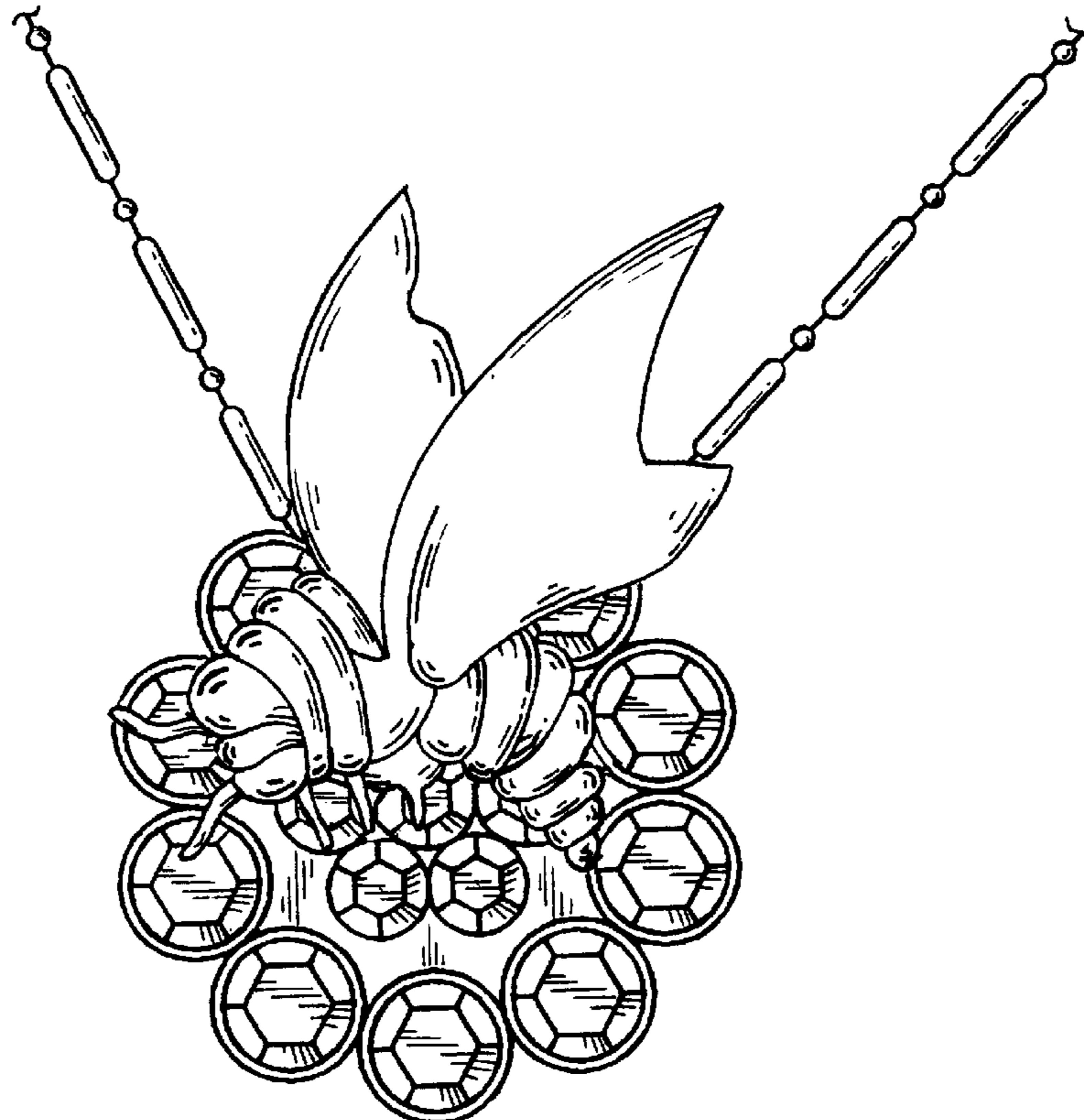
[57] **CLAIM**

The ornamental design for a combined pendant and zipper pull, as shown and described.

DESCRIPTION

FIG. 1 is a front elevational view of a combined pendant and zipper pull showing my new design;
FIG. 2 is a top plan view;
FIG. 3 is a bottom plan view;
FIG. 4 is a rear elevational view;
FIG. 5 is a left side elevational view;
FIG. 6 is a right side elevational view;
FIG. 7 is a front elevational view showing on a reduced scale and in a position of use, the broken line showing of a figure is for illustrative purposes only and forms no part of the claimed design; and,
FIG. 8 is a front elevational view shown in an unconnected position.
The broken lines shown on the ends of the chain in FIG. 1-6 are an indication that a portion of the chain has been removed for ease of illustration.

1 Claim, 4 Drawing Sheets



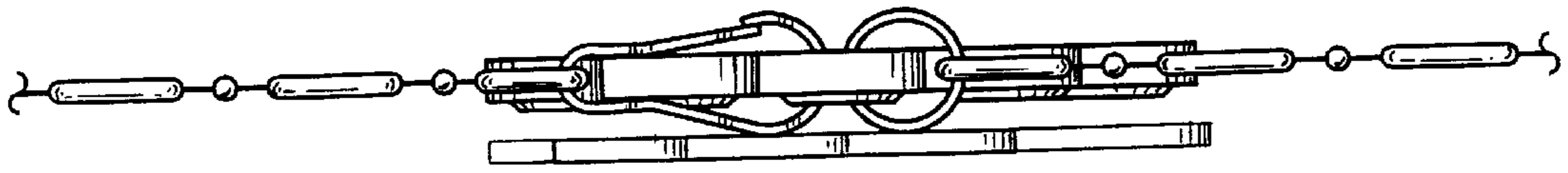


FIG. 2

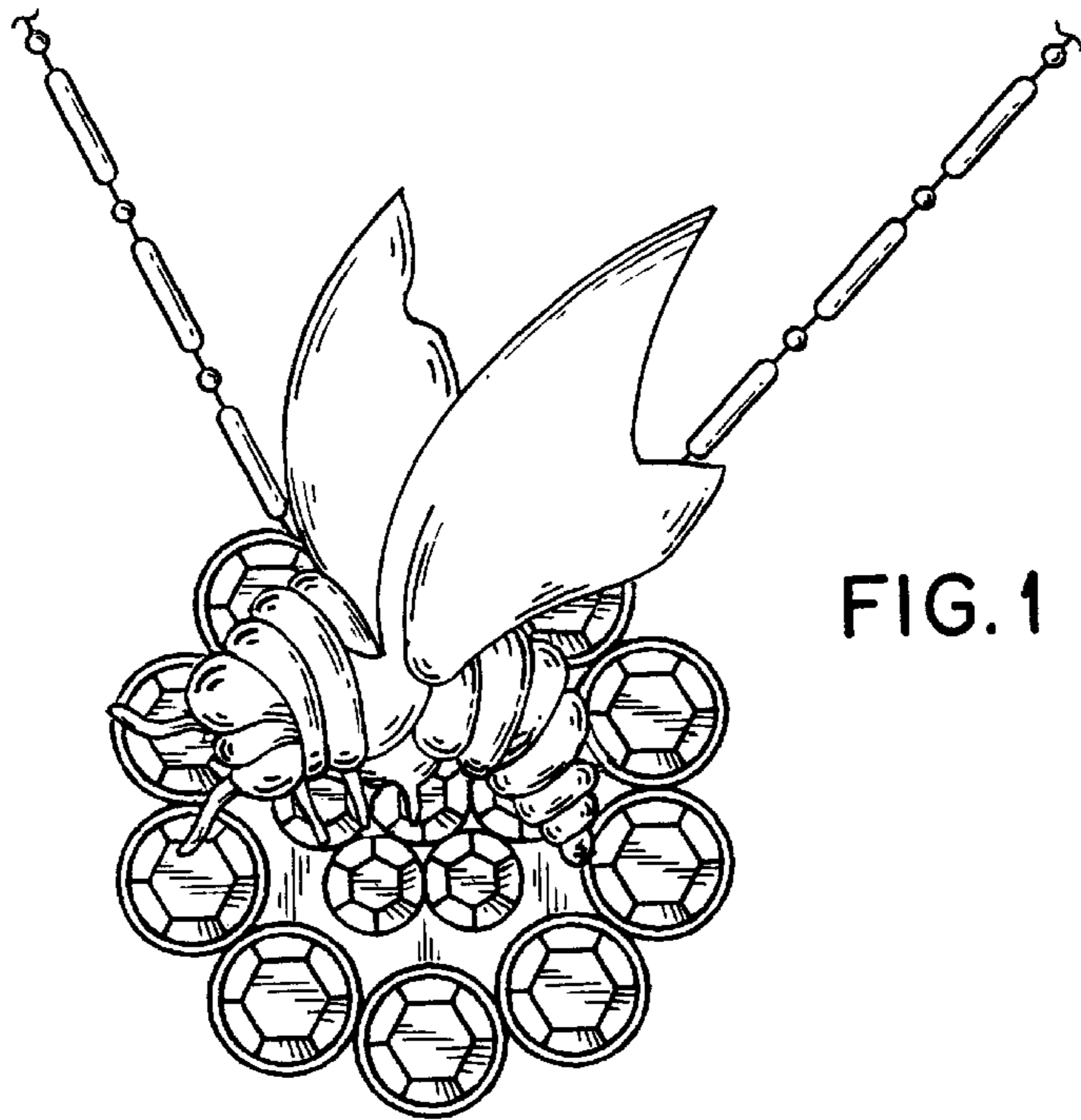


FIG. 1

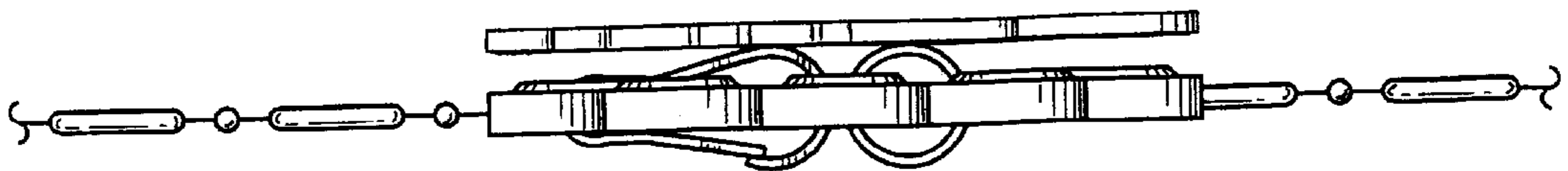


FIG. 3

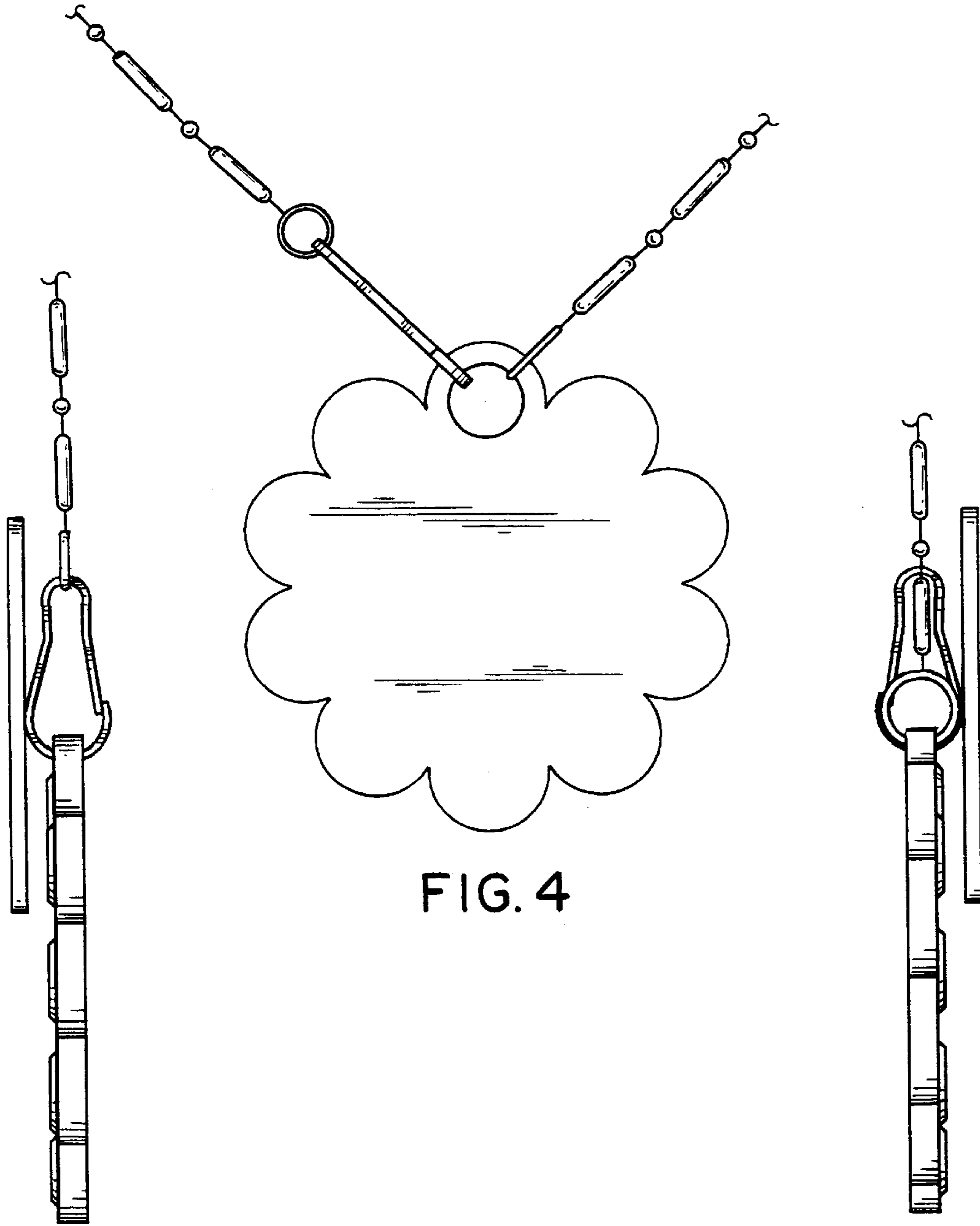


FIG. 4

FIG. 5

FIG. 6

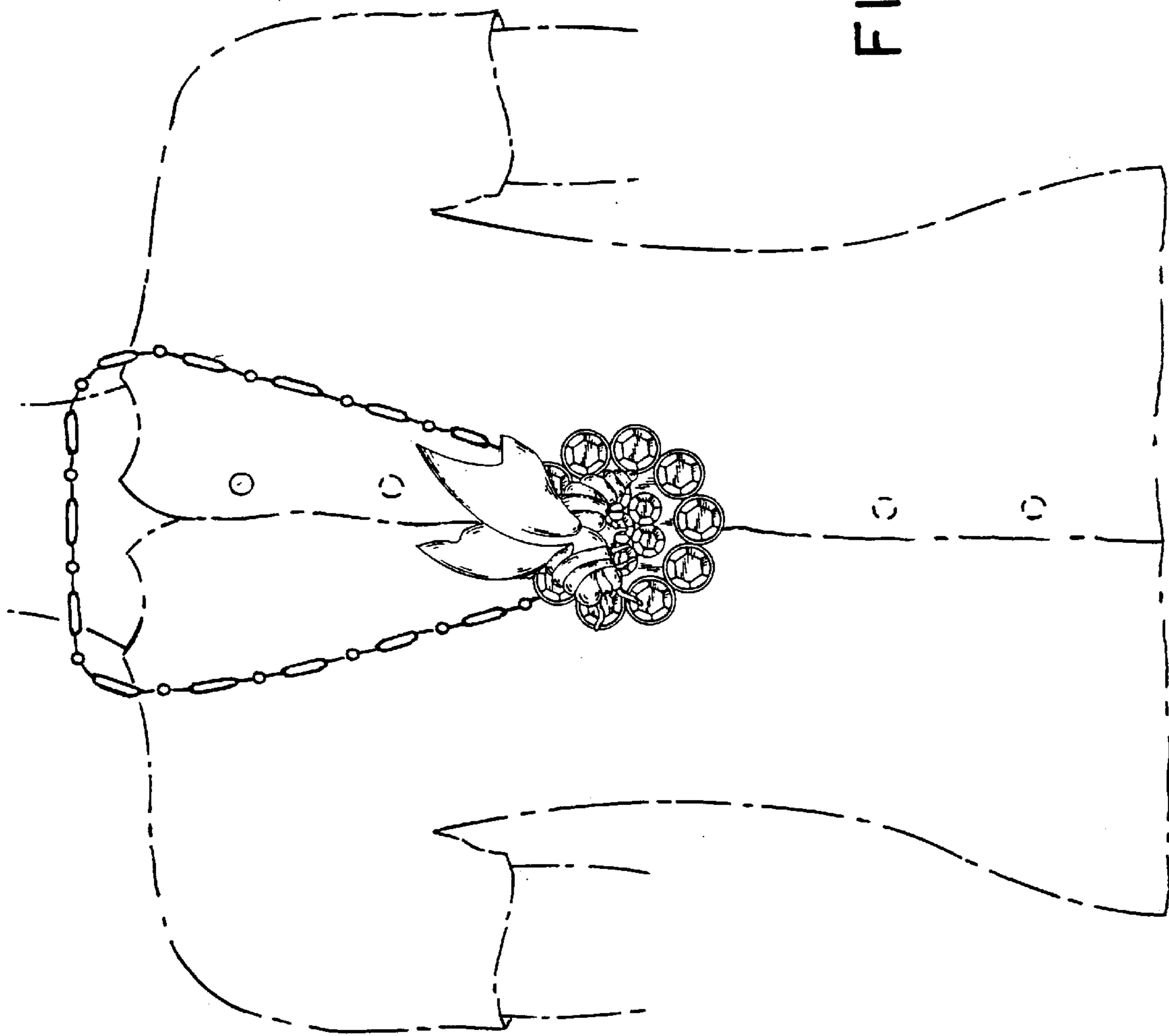


FIG. 7



FIG. 8