



US00D405009S

United States Patent [19]

Kokenge et al.

[11] **Patent Number:** **Des. 405,009**

[45] **Date of Patent:** ****Feb. 2, 1999**

[54] **UPPER PORTION OF A CONTAINER**

[75] Inventors: **Emily Kitchings Kokenge**, Cincinnati;
Mark T. Lund, West Chester, both of
Ohio; **Ares Marasligiller**, Villa Hills,
Ky.

[73] Assignee: **The Procter & Gamble Company**,
Cincinnati, Ohio

[**] Term: **14 Years**

[21] Appl. No.: **89,132**

[22] Filed: **Jun. 9, 1998**

Related U.S. Application Data

[62] Division of Ser. No. 65,044, Jan. 17, 1997.

[51] **LOC (6) Cl.** **09-07**

[52] **U.S. Cl.** **D9/434; D9/448**

[58] **Field of Search** D9/300, 448, 504,
D9/529, 545; 220/915; 222/153.1, 182,
402.13; 239/333, 337, 355, 383

[56] **References Cited**

U.S. PATENT DOCUMENTS

D. 225,733 1/1973 Louise D9/448

D. 236,084	7/1975	Petterson	D9/300
D. 302,389	7/1989	Pardo	D9/448
D. 315,292	3/1991	Seager	D9/300
D. 319,967	9/1991	Battegazzore	D9/300
5,385,303	1/1995	Gosselin et al.	222/153.1

Primary Examiner—James Gandy
Assistant Examiner—Cathron B. Matta
Attorney, Agent, or Firm—Jack L. Oney, Jr.

[57] **CLAIM**


The ornamental design for a an upper portion of a container,
as shown and described.

DESCRIPTION

FIG. 1 is a perspective view of an upper portion of a
container, embodying our new design;
FIG. 2 is a right side elevational view thereof;
FIG. 3 is a top view thereof;
FIG. 4 is a front elevational view thereof;
FIG. 5 is a left side elevational view thereof; and,
FIG. 6 is a rear elevational view thereof.

The broken lines shown in the figures are for illustrative
purposes only, and form no part of the claimed invention.

1 Claim, 2 Drawing Sheets






Fig. 1

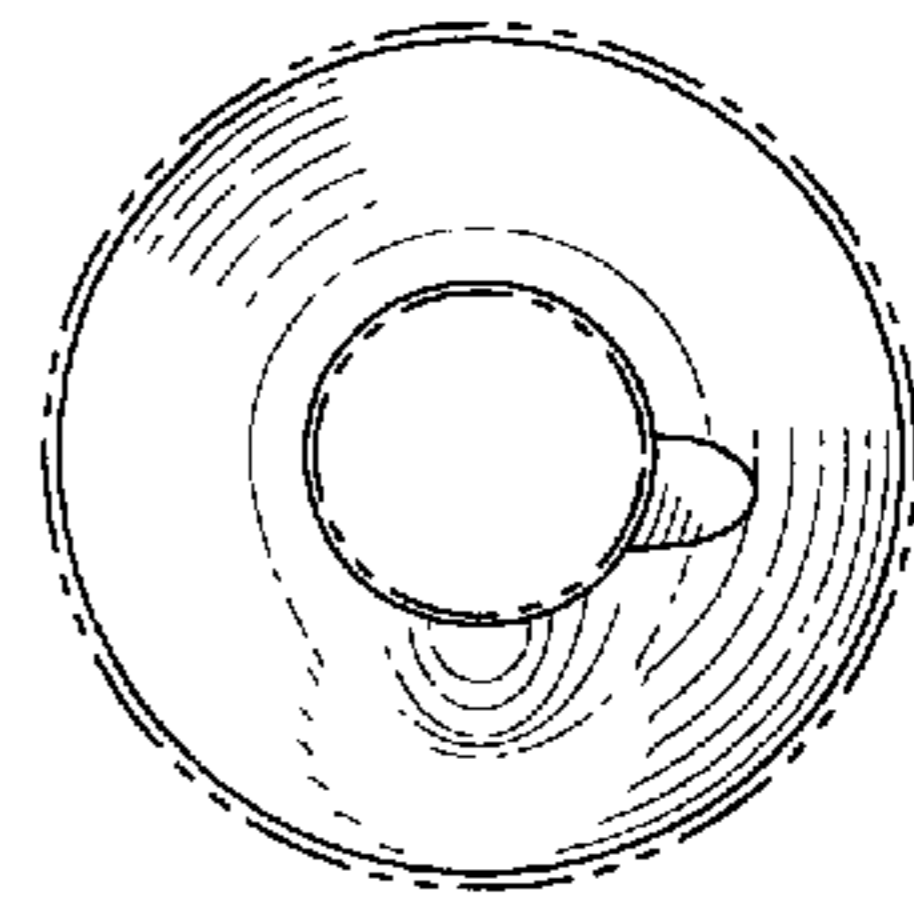


Fig. 3




Fig. 2




Fig. 4




Fig. 5




Fig. 6