



US00D404996S

United States Patent [19]
Ross

[11] **Patent Number: Des. 404,996**
[45] **Date of Patent: **Feb. 2, 1999**

[54] **RIGHT-ANGLE FASTENER**
[75] Inventor: **Harold D. Ross**, Chalfont, Pa.
[73] Assignee: **Penn Engineering & Manufacturing Corp.**, Danboro, Pa.
[**] Term: **14 Years**
[21] Appl. No.: **73,412**
[22] Filed: **Jul. 8, 1997**
[51] **LOC (6) Cl.** **08-08**
[52] **U.S. Cl.** **D8/382; D8/395**
[58] **Field of Search** **D8/382, 395, 396; 248/74.4, 71, 74.2, 316.7, 231.9; 24/339**

3,084,211 4/1963 Rapata .
3,106,994 10/1963 Scott .
3,110,338 11/1963 Rapata .
3,154,281 10/1964 Frank 248/71
3,155,771 11/1964 Steger et al. .
3,425,725 2/1969 Givot et al. .
3,443,617 5/1969 Whiteside et al. .
3,660,873 5/1972 Kawashima 24/339
3,827,152 8/1974 Dailey 248/316.7
4,227,759 10/1980 Lee et al. 24/339
4,291,855 9/1981 Schenkel et al. 24/339
5,452,978 9/1995 Winton, III .
5,463,855 11/1995 Johnson et al. D8/395

Primary Examiner—Ted Shooman
Assistant Examiner—Mitchell I. Siegel
Attorney, Agent, or Firm—Gregory J. Gore

[56] **References Cited**
U.S. PATENT DOCUMENTS
D. 241,314 9/1976 Hug D8/395
D. 248,347 7/1978 McCollum D8/396
D. 271,467 11/1983 Sakaguchi D8/382
D. 272,125 1/1984 Van Doven D8/396
D. 273,659 5/1984 Sakaguchi D8/394
D. 298,510 11/1988 March D8/382
2,040,374 5/1936 Grimes .
2,649,126 8/1953 Tinnerman .
2,979,554 4/1961 Maitland 248/74.2

[57] **CLAIM**
The ornamental design for a right-angle fastener, as shown and described.

DESCRIPTION
FIG. 1 is a front right top perspective view of the fastener; FIG. 2 is a front elevational view; FIG. 3 is a side elevational view; FIG. 4 is a top plan view; and, FIG. 5 is a bottom plan view thereof.

1 Claim, 1 Drawing Sheet

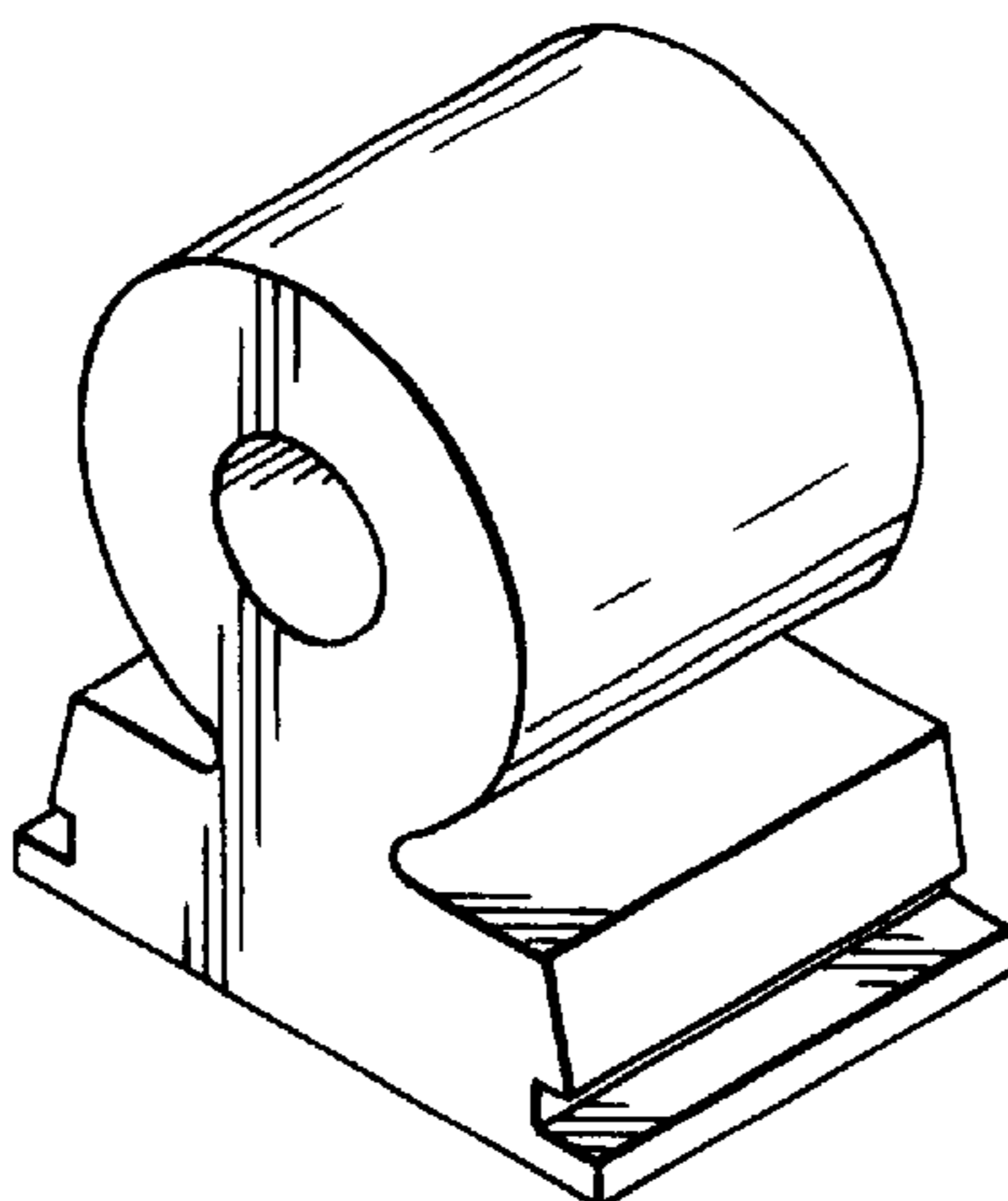


FIG. 1

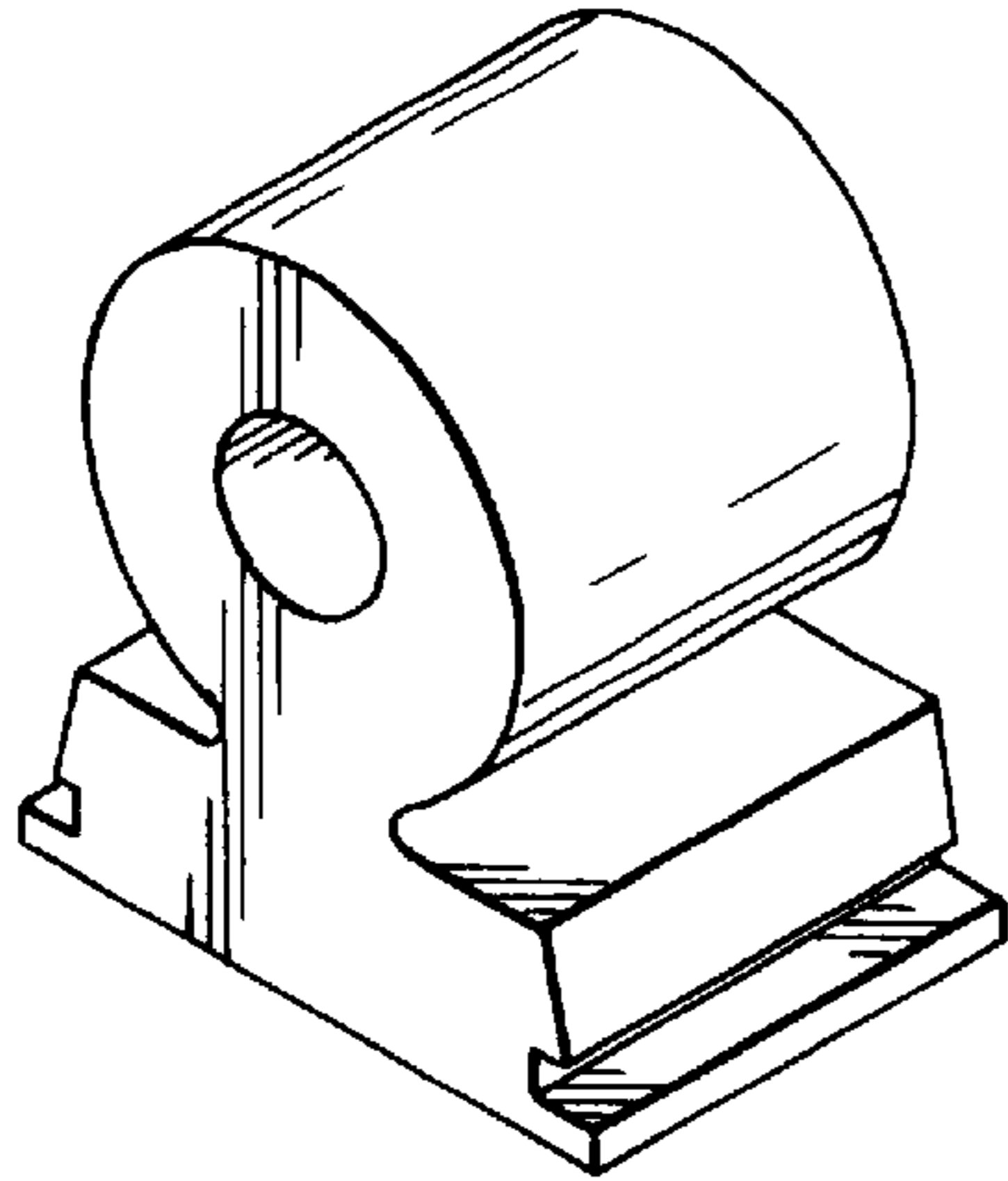


FIG. 2




FIG. 3

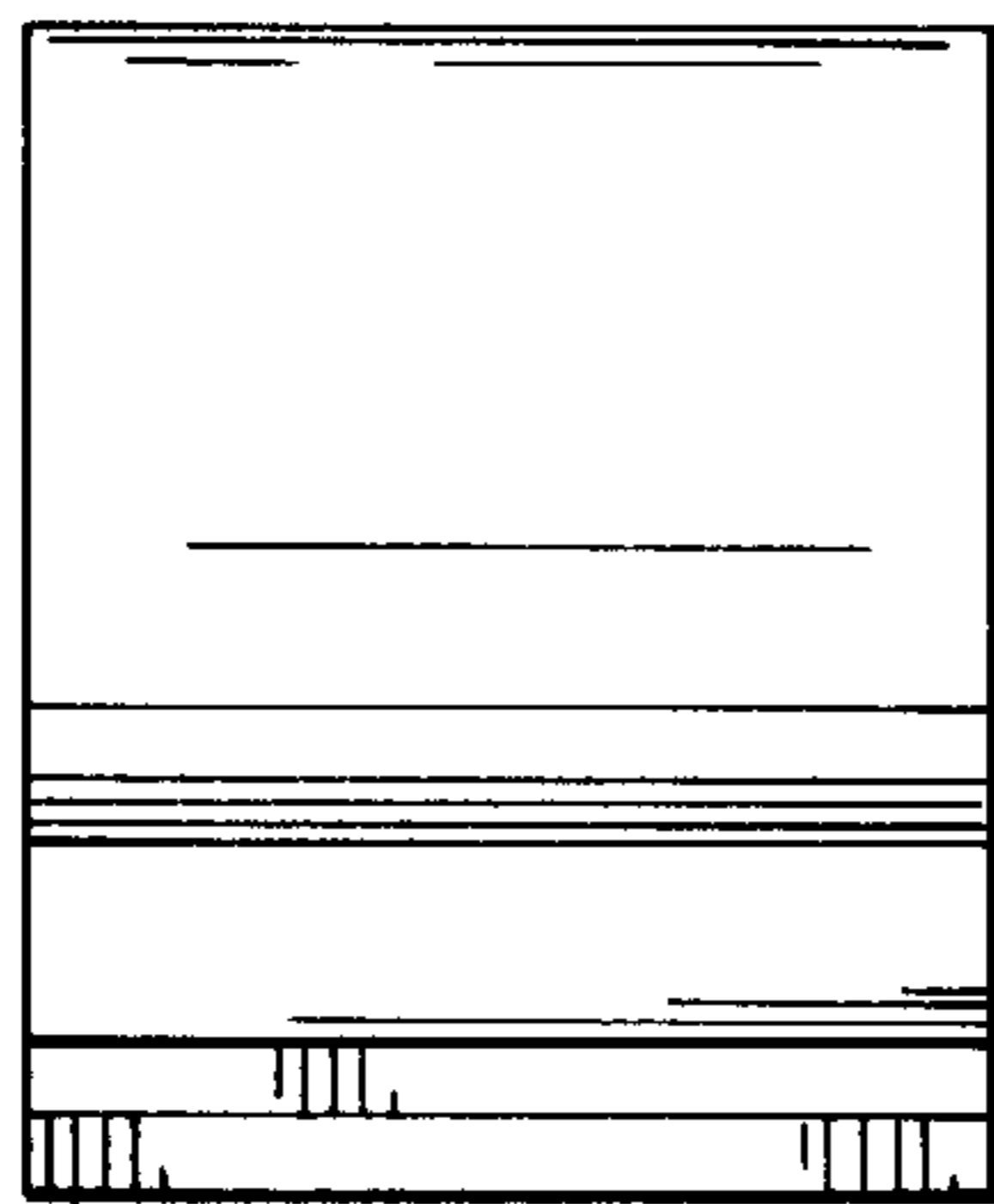


FIG. 4

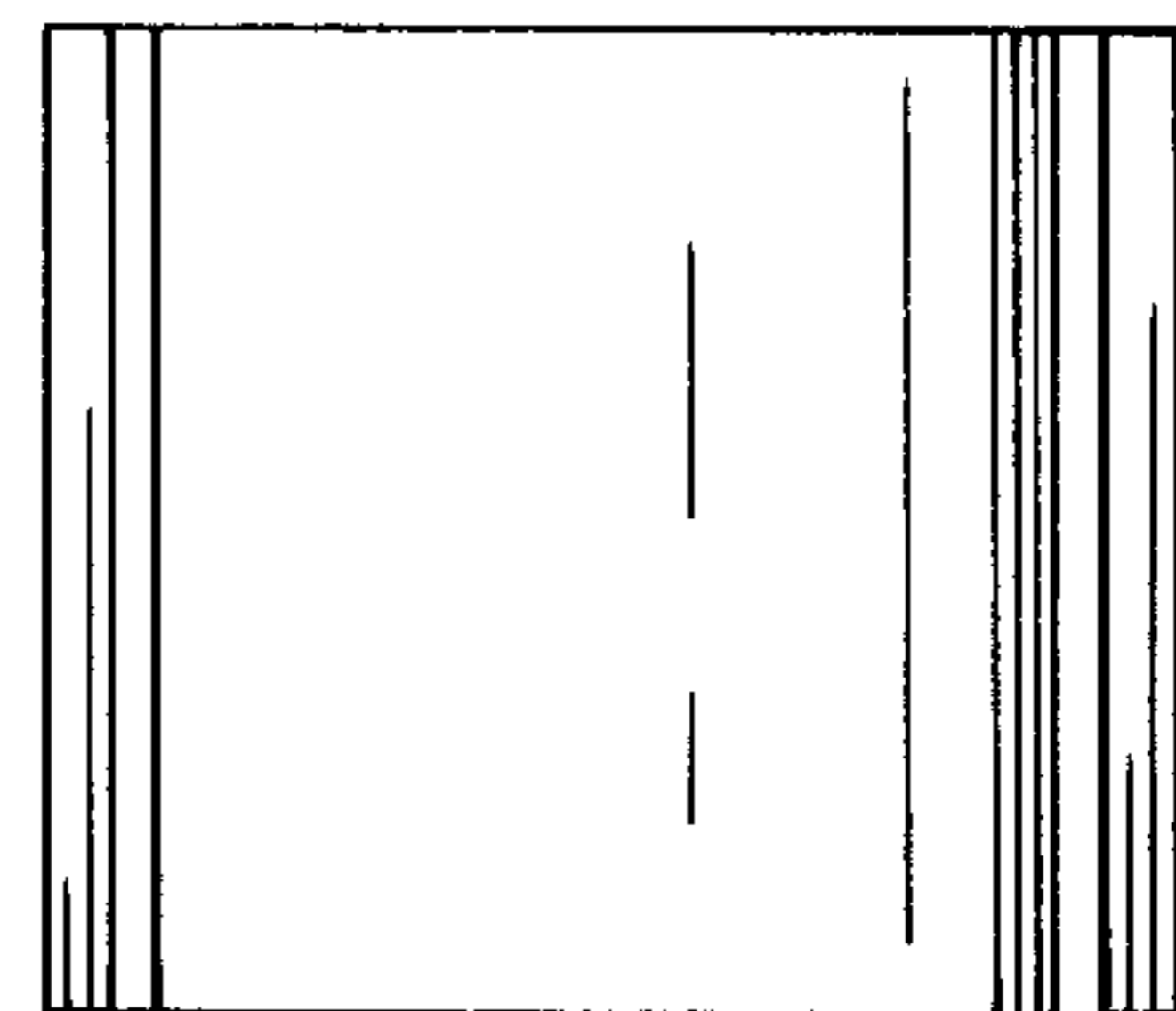


FIG. 5

