



US00D404984S

United States Patent [19]
Skinner

[11] **Patent Number:** **Des. 404,984**

[45] **Date of Patent:** ****Feb. 2, 1999**

[54] **ELECTRICAL PLUG PULLER**

[76] Inventor: **Stanley S Skinner**, 2710 Amber Cir.,
Corona, Calif. 91720

[**] Term: **14 Years**

[21] Appl. No.: **80,587**

[22] Filed: **Dec. 11, 1997**

[51] **LOC (6) Cl.** **08-05**

[52] **U.S. Cl.** **D8/14**

[58] **Field of Search** D8/14; 29/283,
29/764; 439/160

[56] **References Cited**

U.S. PATENT DOCUMENTS

D. 369,074	4/1996	Durand	D8/14
2,438,143	3/1948	Brown	439/160 X
3,160,947	12/1964	Sunderlin	29/764
4,042,292	8/1977	Chensky	439/160
5,062,803	11/1991	Howard et al.	439/160

Primary Examiner—Philip S. Hyder
Assistant Examiner—Richelle Shelton

[57] **CLAIM**

The ornamental design for a electrical plug puller, as shown.

DESCRIPTION

FIG. 1 is a front elevational view of the electrical plug puller of the present invention;

FIG. 2 is a back elevational view of the electrical plug puller of FIG. 1;

FIG. 3 is a left side elevational view of the electrical plug puller of FIG. 1;

FIG. 4 is a right side elevational view of the electrical plug puller of FIG. 1;

FIG. 5 is a top plan view of the electrical plug puller of FIG. 1;

FIG. 6 is a bottom plan view of the electrical plug puller of FIG. 1; and,

FIG. 7 is a top, back, left side perspective view of the electrical plug puller of FIG. 1.

1 Claim, 3 Drawing Sheets

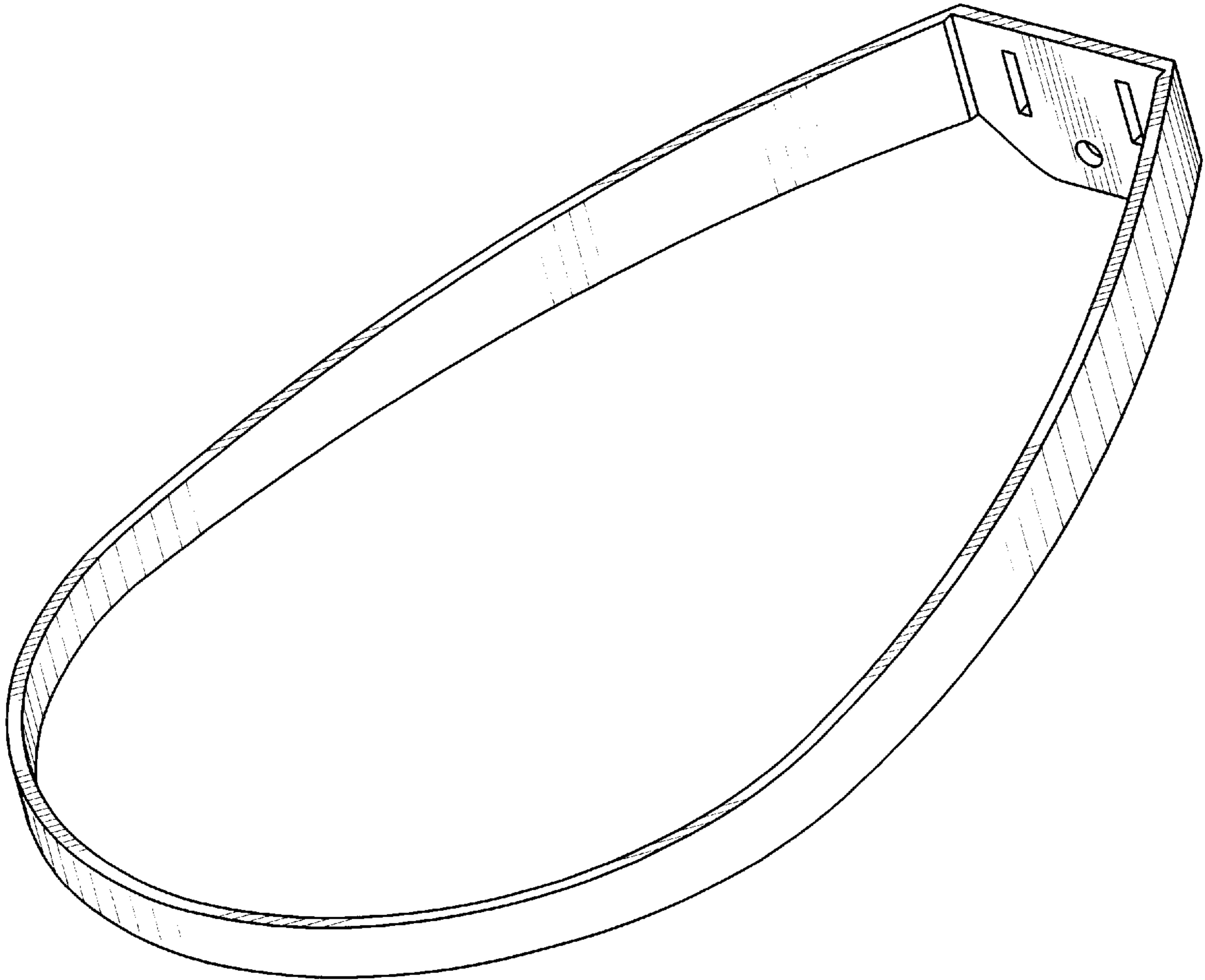


FIG. 1

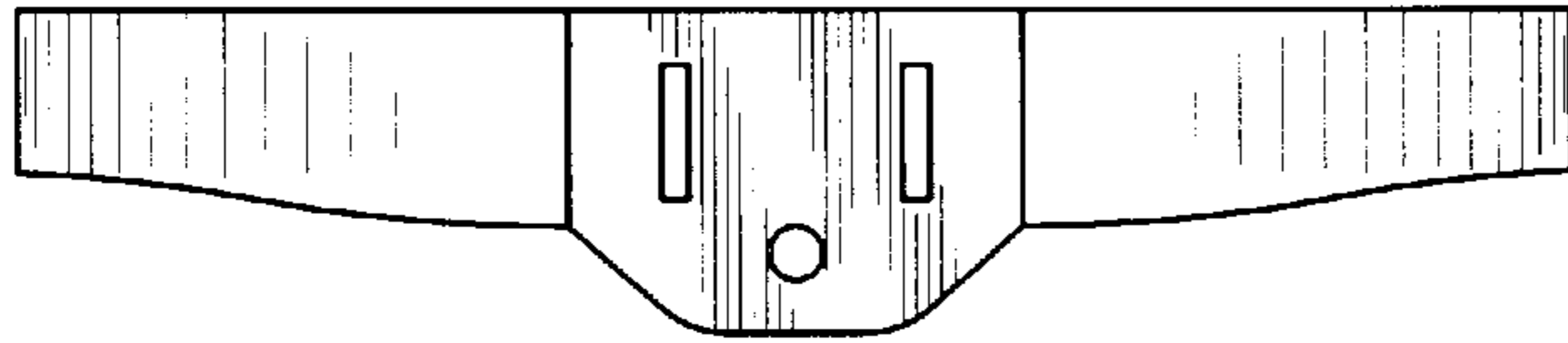


FIG. 2

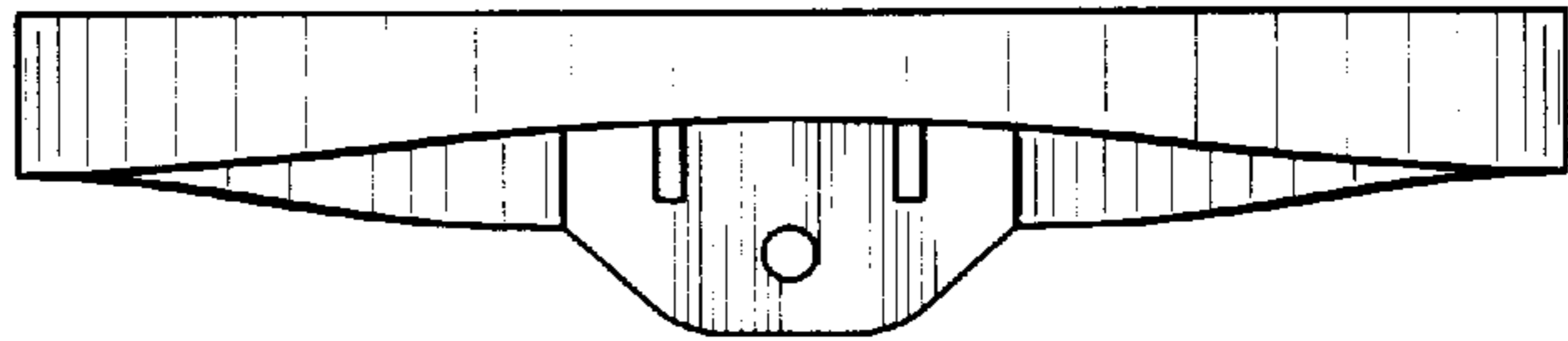


FIG. 3




FIG. 4




FIG. 5

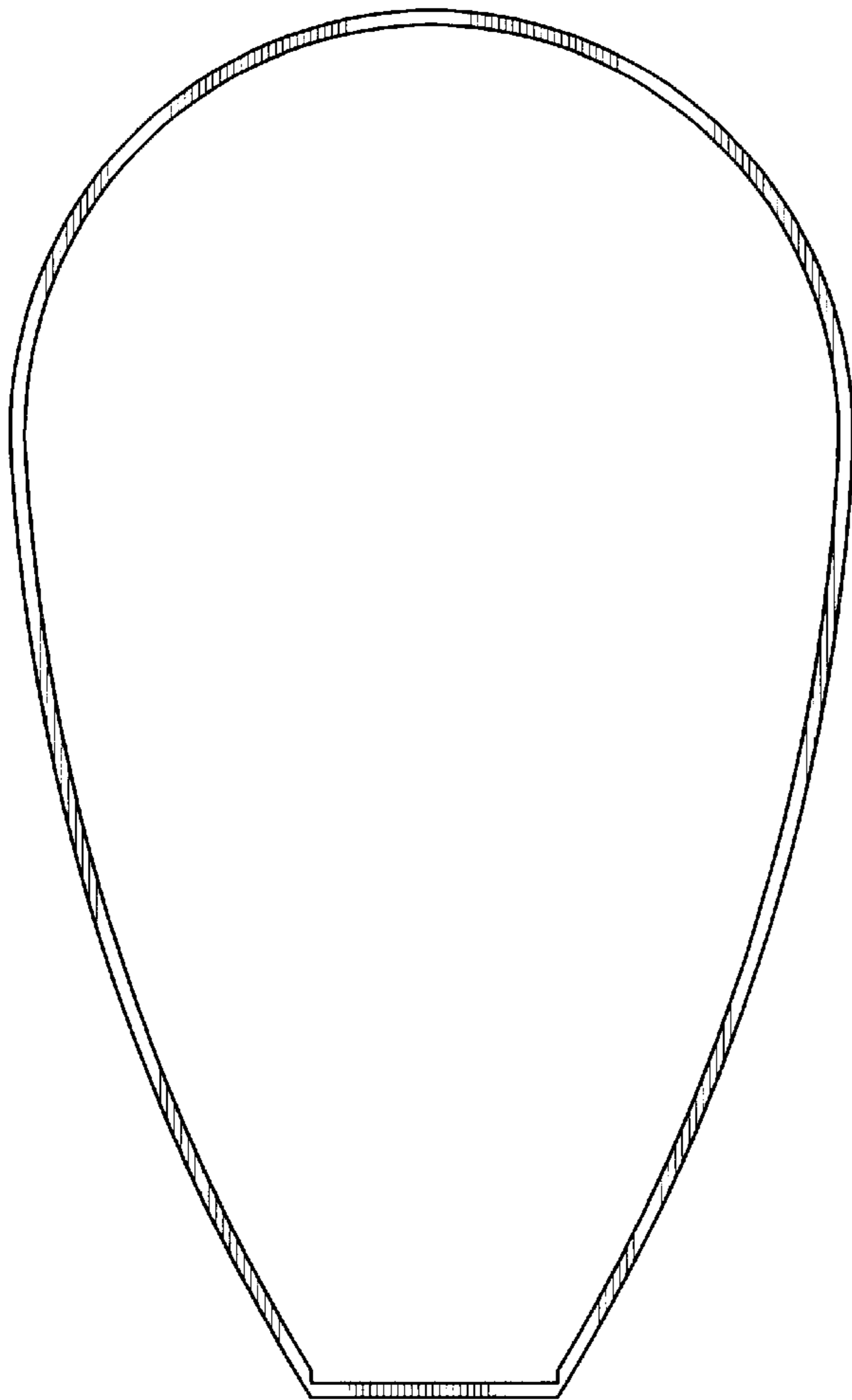


FIG. 6

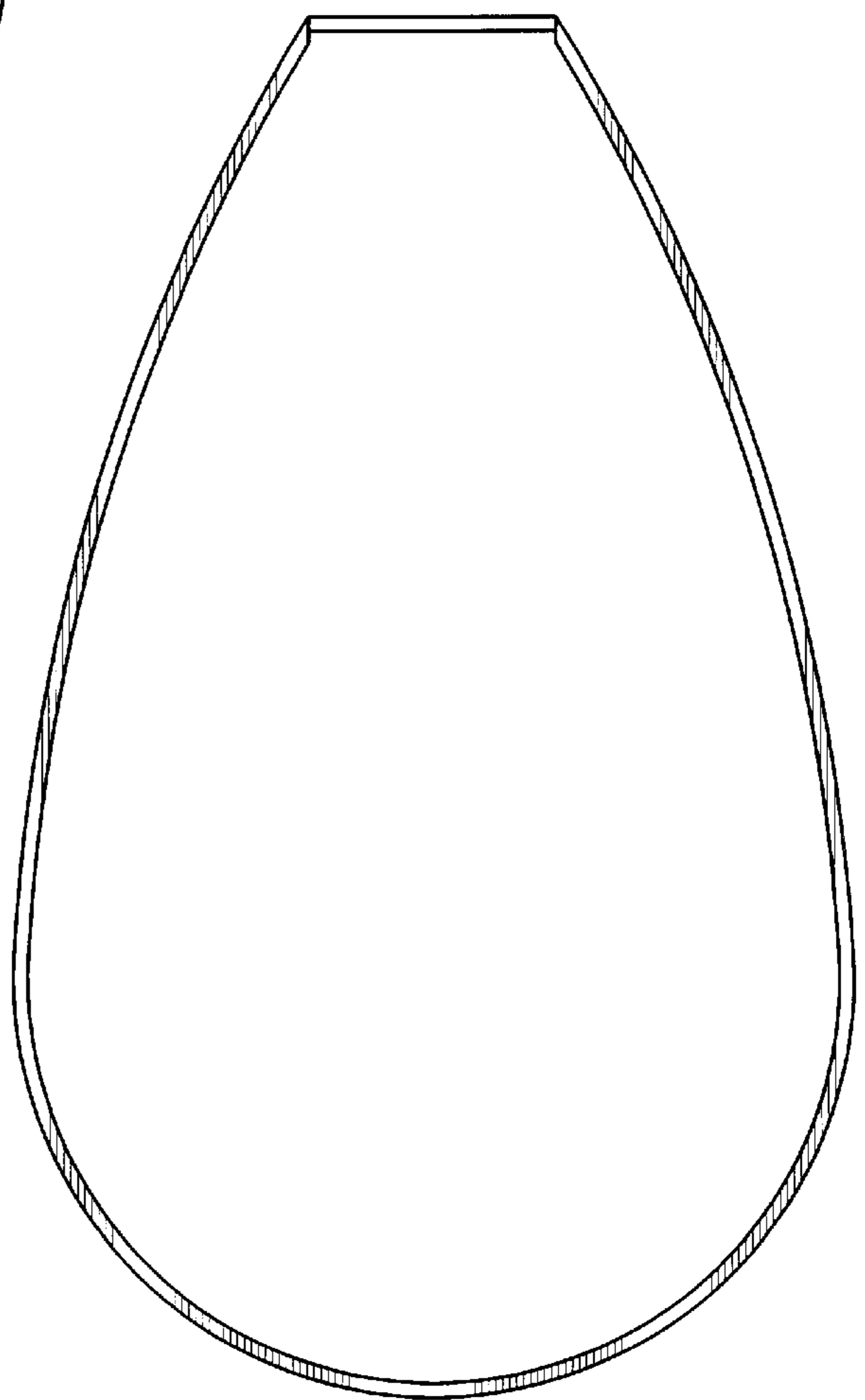


FIG. 7

