



US00D404964S

United States Patent [19]

Goodman et al.

[11] Patent Number: **Des. 404,964**

[45] Date of Patent: ****Feb. 2, 1999**

[54] TRIVET

[75] Inventors: **Sheldon H. Goodman**, 30905 Stratford, Solon, Ohio 44139; **Harold A. Goodman**, Orange Village, Ohio

[73] Assignee: **Sheldon H. Goodman**, Solon, Ohio

[**] Term: **14 Years**

[21] Appl. No.: **85,457**

[22] Filed: **Mar. 24, 1998**

[51] LOC (6) Cl. **07-99**

[52] U.S. Cl. **D7/388**

[58] Field of Search D7/388, 403, 409, D7/624, 625, 704; 99/442, 448, 445

[56] **References Cited**

U.S. PATENT DOCUMENTS

D. 75,465	6/1928	Bach	D7/388
D. 75,467	6/1928	Bach	D7/388 X
D. 157,480	2/1950	Foss	D7/388
D. 184,503	3/1959	Bauerier	D7/388
D. 197,408	1/1964	Roubound	D7/388
D. 216,270	12/1969	Beckman	D7/388
D. 224,838	9/1972	Douglas	D7/388 X
D. 239,692	4/1976	Ashton	D7/388
D. 240,995	8/1976	Hemphill	D7/388

D. 251,107	2/1979	Ottier	D7/409
D. 265,790	8/1982	Taylor	D7/409
D. 269,321	6/1983	Zannini	D7/388
D. 303,066	8/1989	Gadzinski et al.	D7/388
D. 331,172	11/1992	Austin	D7/409
D. 371,719	7/1996	Perry	D7/388

Primary Examiner—M. N. Pandozzi
Attorney, Agent, or Firm—Pearne, Gordon, McCoy & Granger LLP


[57] **CLAIM**

The ornamental design for a trivet, as shown and described.

DESCRIPTION

FIG. 1 is a right side, top, and front perspective view of a trivet showing our new design;
 FIG. 2 is a top plan view thereof;
 FIG. 3 is a bottom plan view thereof;
 FIG. 4 is a right side elevational view thereof, the left side elevational view being a mirror image;
 FIG. 5 is a right side, top, and front perspective view of a second embodiment of a trivet showing our new design;
 FIG. 6 is a top plan view thereof;
 FIG. 7 is a bottom plan view thereof; and,
 FIG. 8 is a right side elevational view thereof, the left side elevational view being a mirror image.

1 Claim, 4 Drawing Sheets






Fig.1




Fig.2




Fig.3

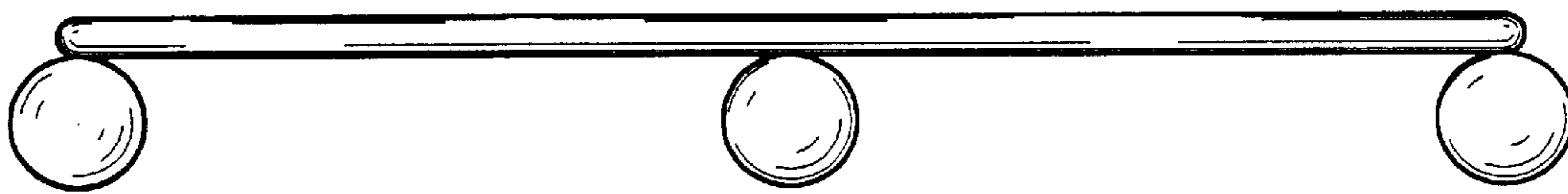


Fig.4




Fig.5

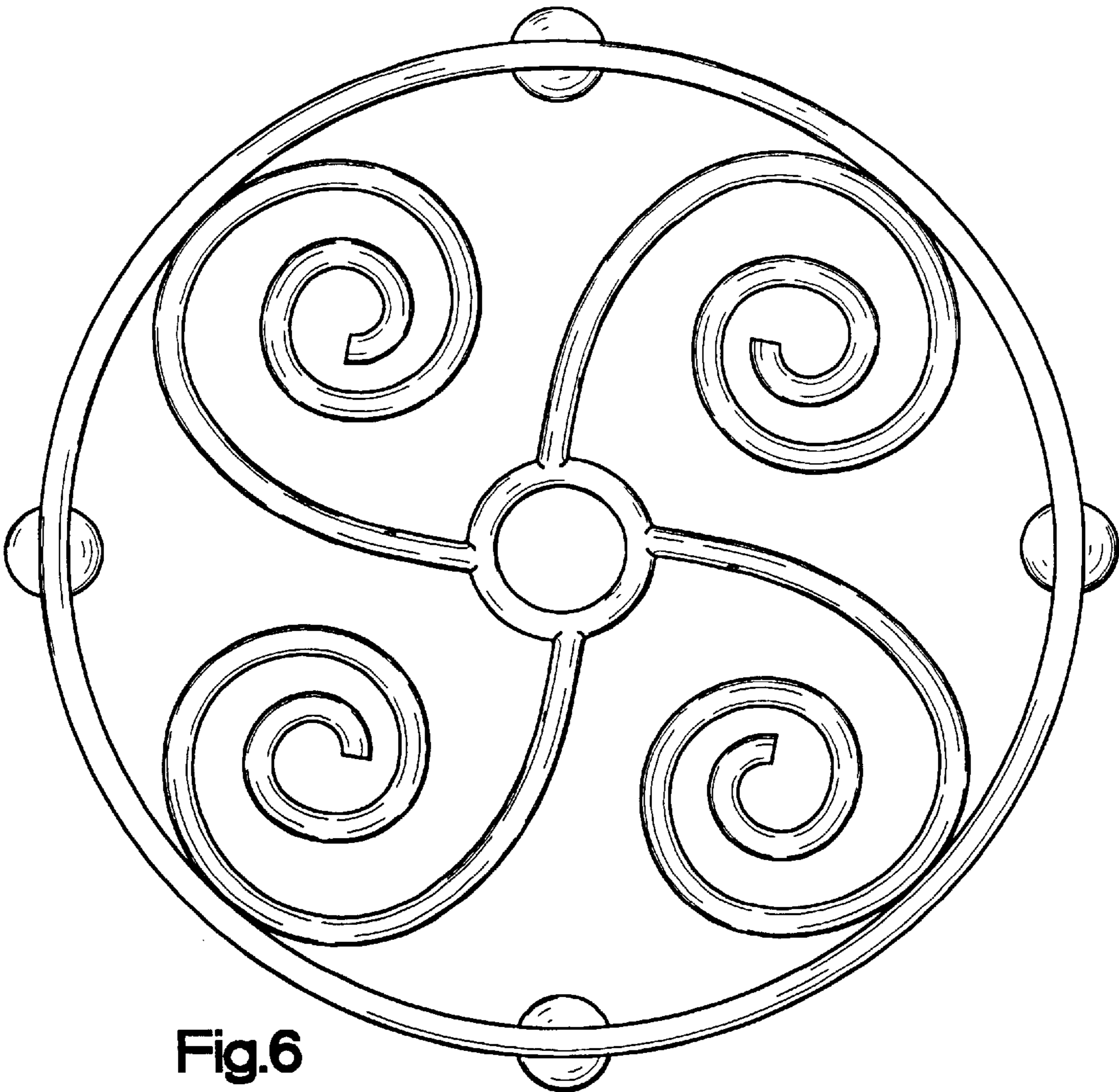


Fig.6




Fig.7

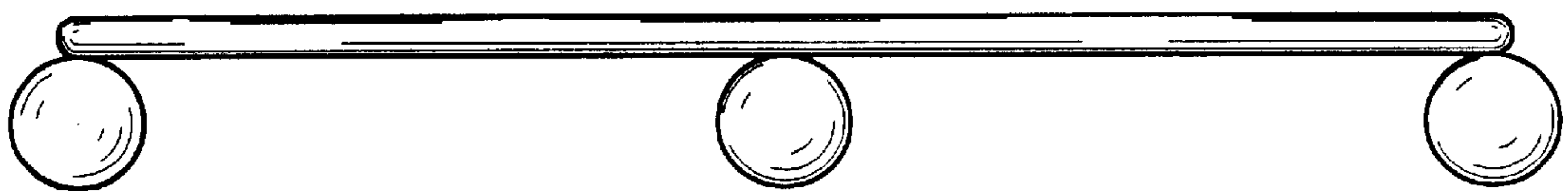


Fig.8