



US00D404951S

United States Patent [19]
Zawalsky

[11] **Patent Number: Des. 404,951**
[45] **Date of Patent: **Feb. 2, 1999**

[54] **TOILET BRUSH HOLDER**

D. 333,681 3/1993 Callicutt D6/551 X
4,432,451 2/1984 Hooser 206/349 X
5,456,356 10/1995 Kurzawa 206/349 X

[76] Inventor: **Frank W. Zawalsky**, 54 Riverside Drive, Exeter, Ontario, Canada, N0M 1S3

[**] Term: **14 Years**

Primary Examiner—Brian N. Vinson
Attorney, Agent, or Firm—R. Craig Armstrong

[21] Appl. No.: **82,997**

[57] **CLAIM**

[22] Filed: **Feb. 3, 1998**

The ornamental design for a toilet brush holder, as shown and described.

Related U.S. Application Data

DESCRIPTION

[62] Division of Ser. No. 73,046, Apr. 16, 1997, and Ser. No. 48,324, Dec. 23, 1995, Pat. No. Des. 383,935.

FIG. 1 is a perspective view of a toilet brush holder showing my new design;

[51] **LOC (6) Cl.** **07-07**

FIG. 2 is a front elevational view thereof, the sides adjacent and rear being identical in appearance;

[52] **U.S. Cl.** **D6/551**

[58] **Field of Search** D6/551; 312/206, 312/207; 206/207, 349, 361; 4/255.05, 255.11

FIG. 3 is a top plan view thereof;

FIG. 4 is a bottom plan view thereof; and,

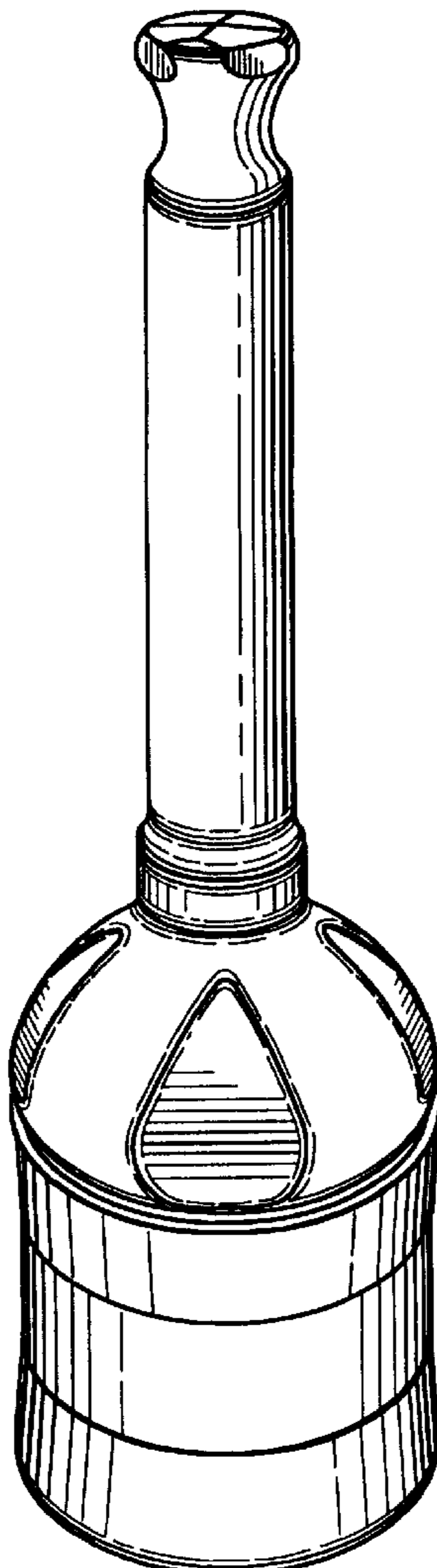
FIG. 5 is a reduced exploded perspective view thereof.

[56] **References Cited**

U.S. PATENT DOCUMENTS

D. 206,135 11/1966 O'Neill D6/551

1 Claim, 3 Drawing Sheets



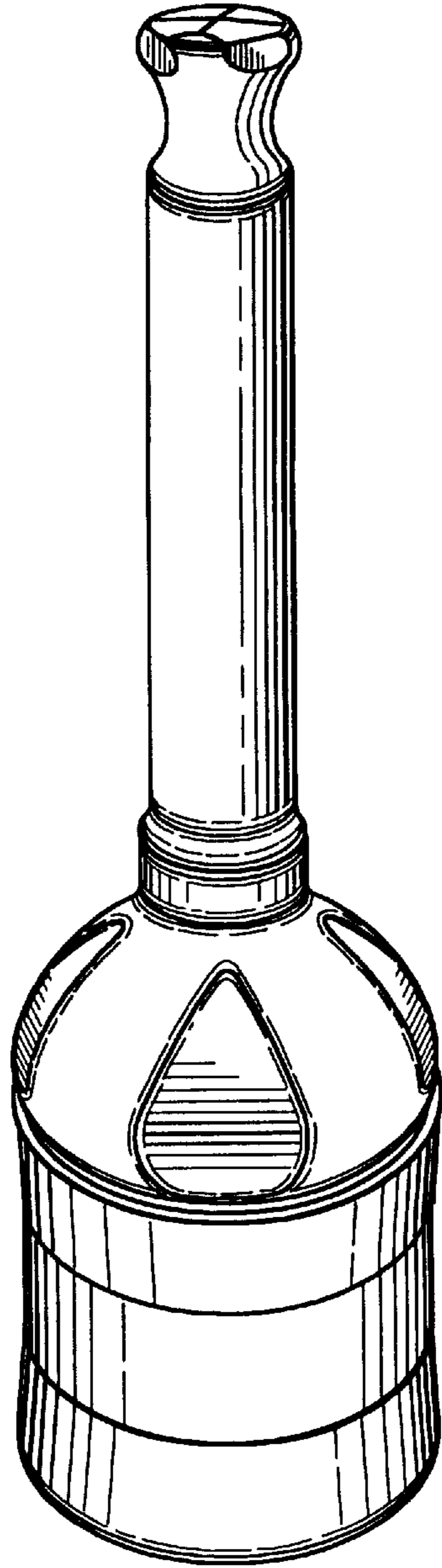


FIG. 1

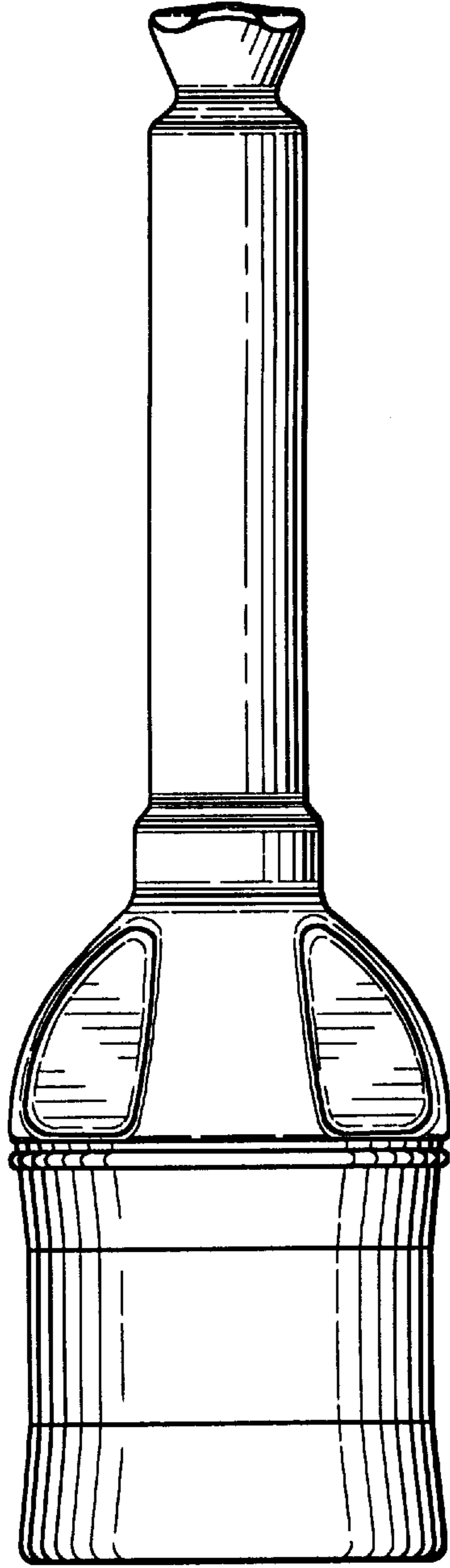


FIG. 2




FIG. 3

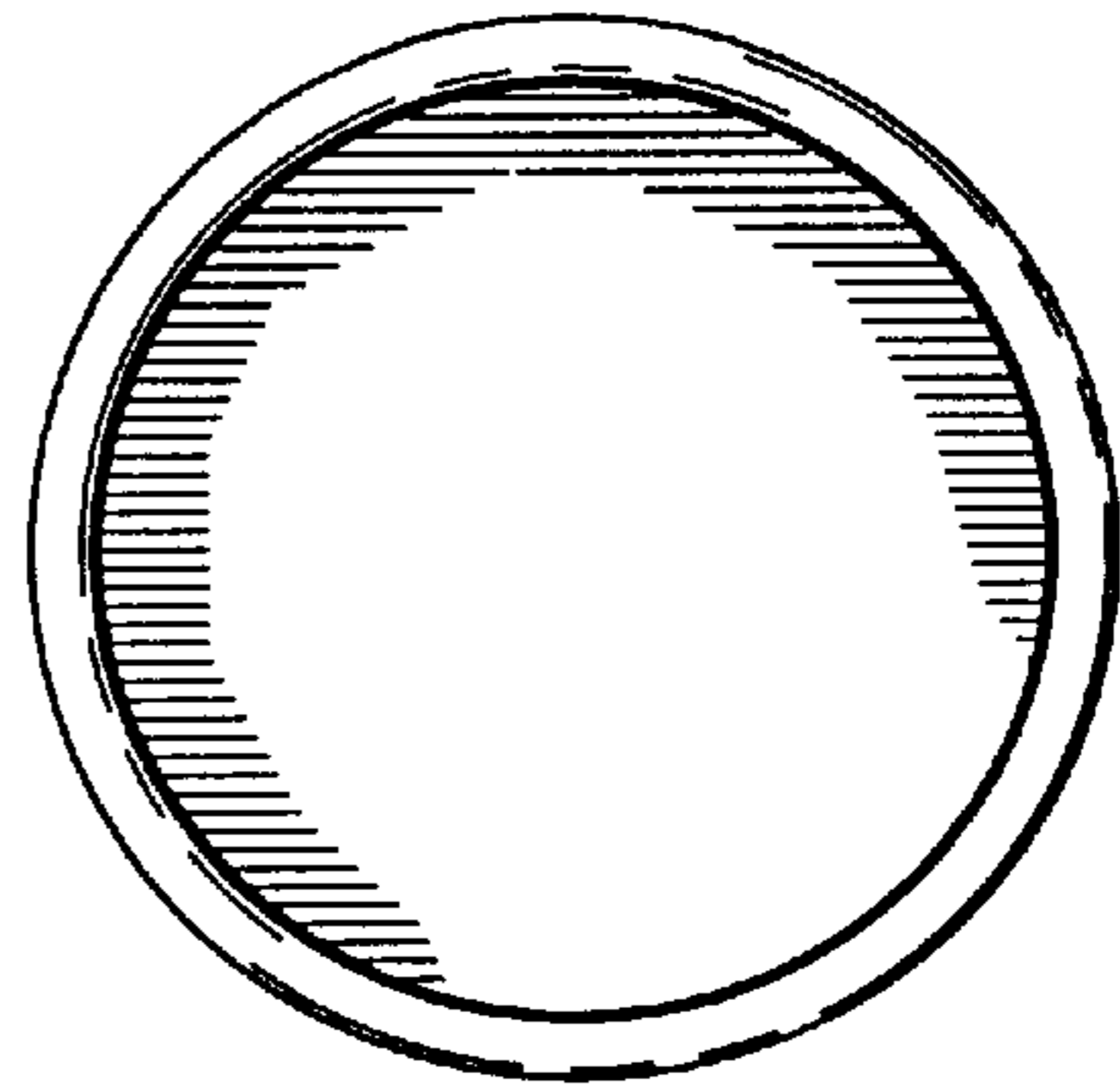


FIG. 4

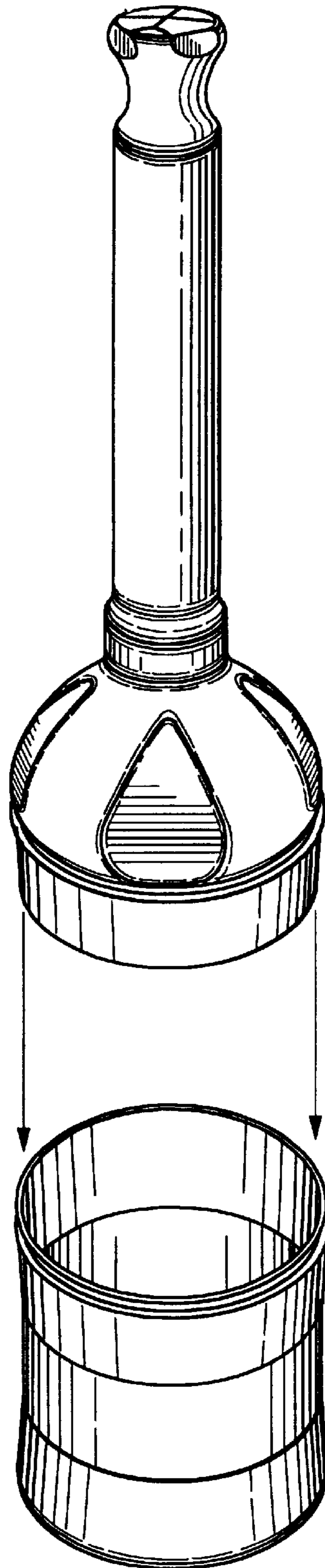


FIG. 5