



US00D404942S

United States Patent [19] Laib

[11] Patent Number: Des. 404,942

[45] Date of Patent: **Feb. 2, 1999

[54] BASE MODULE FOR A DRAWER

[75] Inventor: Douglas M. Laib, Orlando, Fla.

[73] Assignee: Dart Industries Inc., Orlando, Fla.

[**] Term: 14 Years

[21] Appl. No.: 73,931

[22] Filed: Jul. 23, 1997

[51] LOC (6) Cl. 06-04

[52] U.S. Cl. D6/510

[58] Field of Search D6/509-511, 571, D6/491, 492, 432, 477, 479, 574; 206/508, 509, 506; 108/147.11, 147.12, 147.13, 147.14, 147.15, 53.3, 56.1, 56.3, 59, 64, 137, 180, 185; 312/9.48, 317.1, 317.3, 348.1, 348.2, 204, 257.1; 211/134, 153, 189, 183, 71.01, 186-188, 86.01, 126.1

[56] **References Cited**

U.S. PATENT DOCUMENTS

D. 304,986	12/1989	Rourke	D6/574
D. 323,766	2/1992	Robbins et al.	D6/574 X
4,128,284	12/1978	King	312/257.1 X
4,279,455	7/1981	Santo	312/257.1 X
4,303,289	12/1981	Hardy	312/257.1
4,793,725	12/1988	Cheng	.	
4,919,268	4/1990	Young et al.	.	

4,941,611	7/1990	Arsenault	.	
5,183,163	2/1993	Slaiken	.	
5,348,386	9/1994	Grass	312/348.1
5,458,413	10/1995	Huber et al.	312/348.1
5,588,730	12/1996	Rock et al.	312/348.2
5,618,091	4/1997	Huber et al.	312/348.1
5,713,649	2/1998	Swift	312/257.1

Primary Examiner—James Gandy
Assistant Examiner—Linda Brooks
Attorney, Agent, or Firm—John A. Doninger

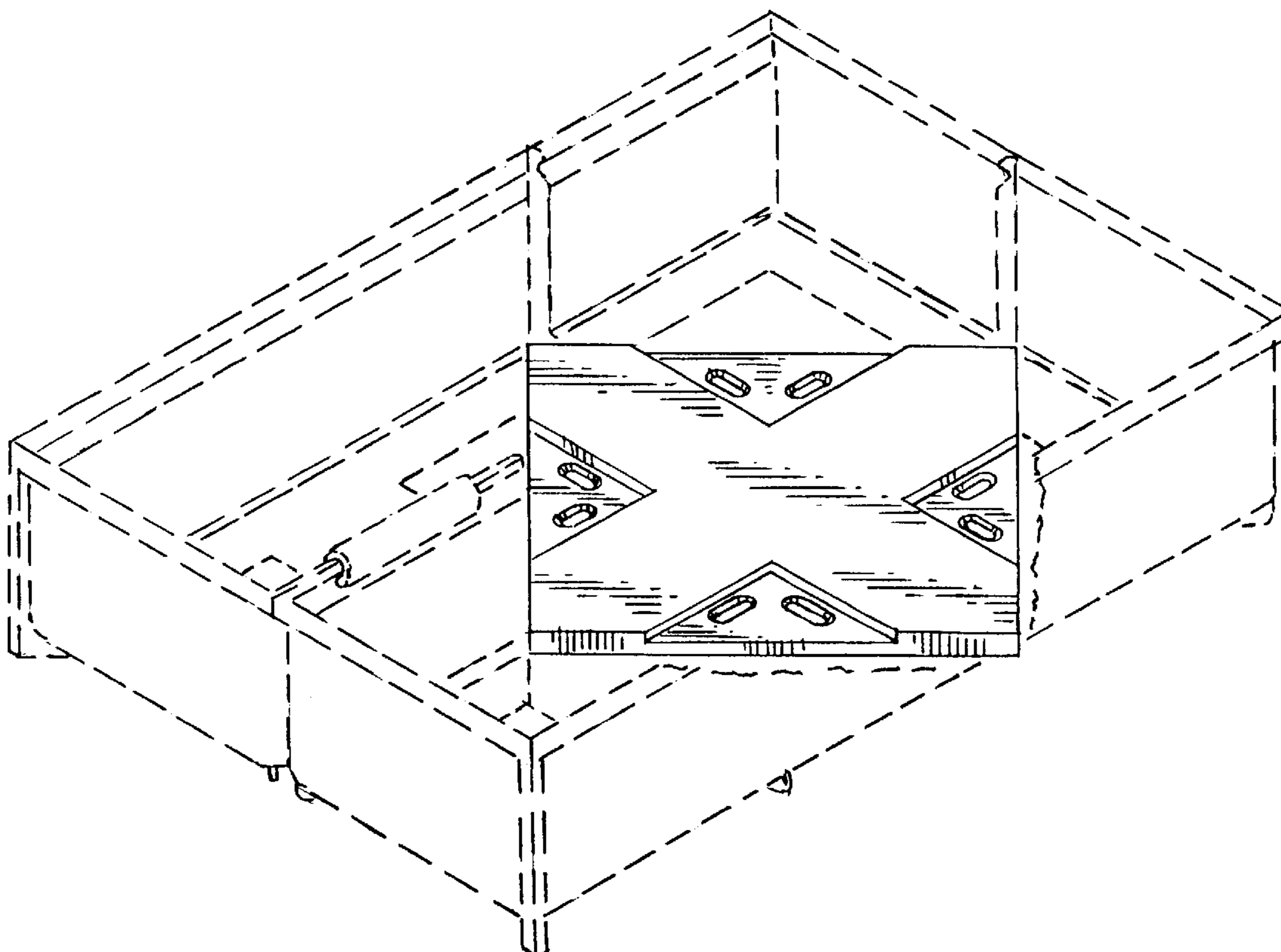
[57] **CLAIM**

The ornamental design for a base module for a drawer, as shown and described.

DESCRIPTION

FIG. 1 is a top perspective view of a base module for a drawer showing my new design;
FIG. 2 is a top plan view thereof;
FIG. 3 is a bottom plan view thereof;
FIG. 4 is a front elevation view thereof;
FIG. 5 is a rear elevation view thereof;
FIG. 6 is a left side view thereof;
FIG. 7 is a right side view thereof; and,
FIG. 8 is a top perspective view thereof with environmental structure shown in broken lines for purposes of illustration only and forming no part of the claimed design.

1 Claim, 3 Drawing Sheets



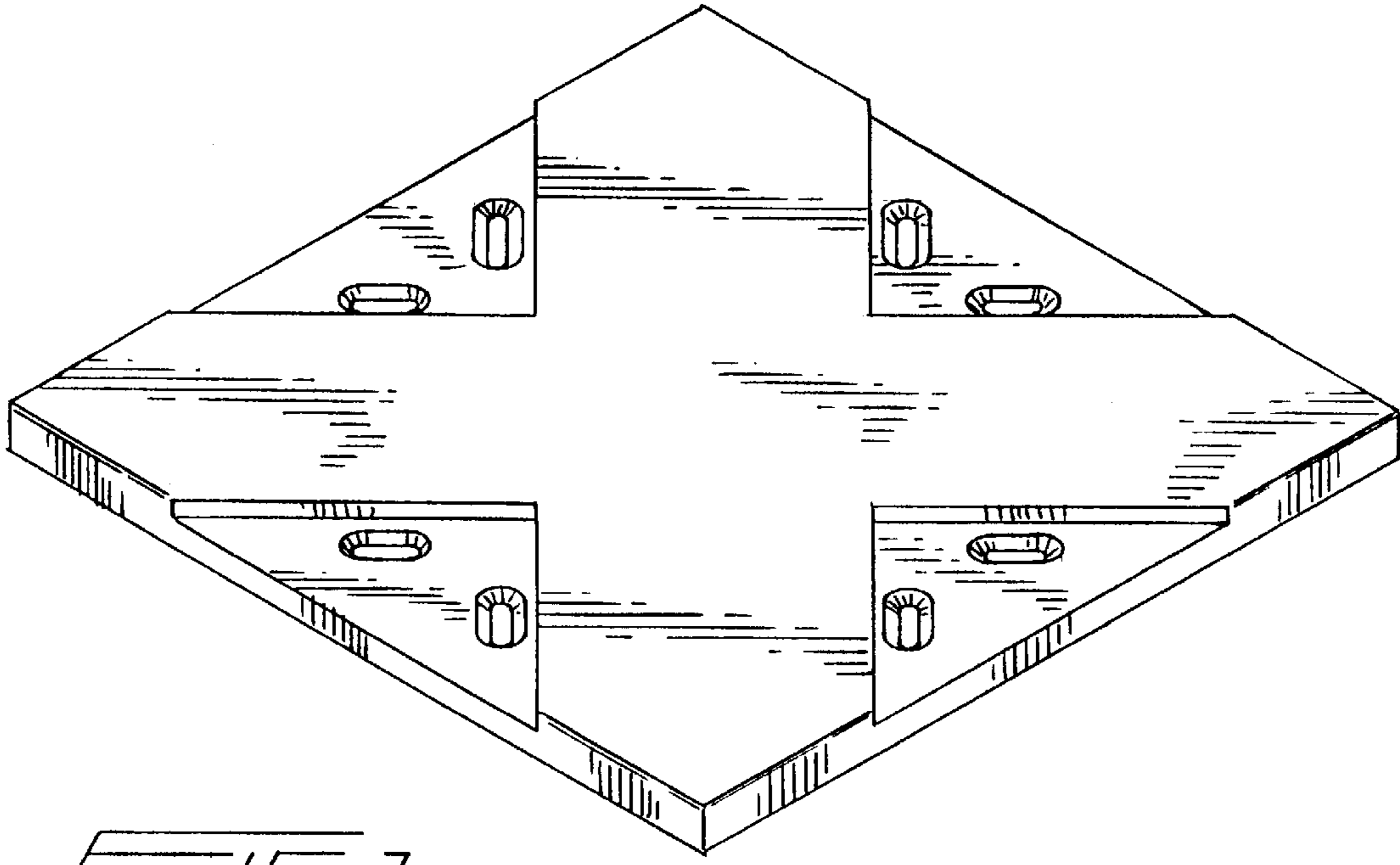


FIG. 1

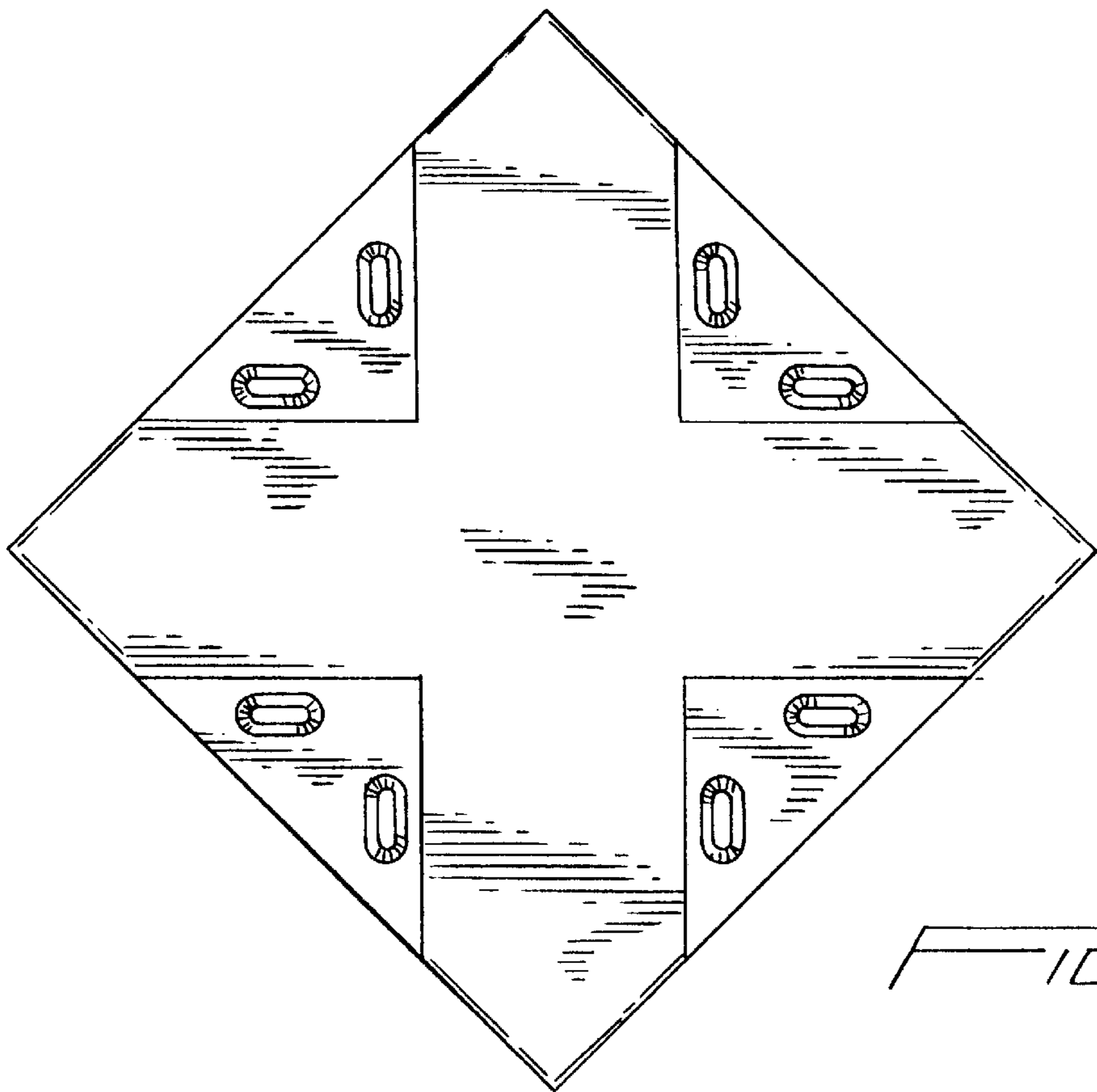


FIG. 2

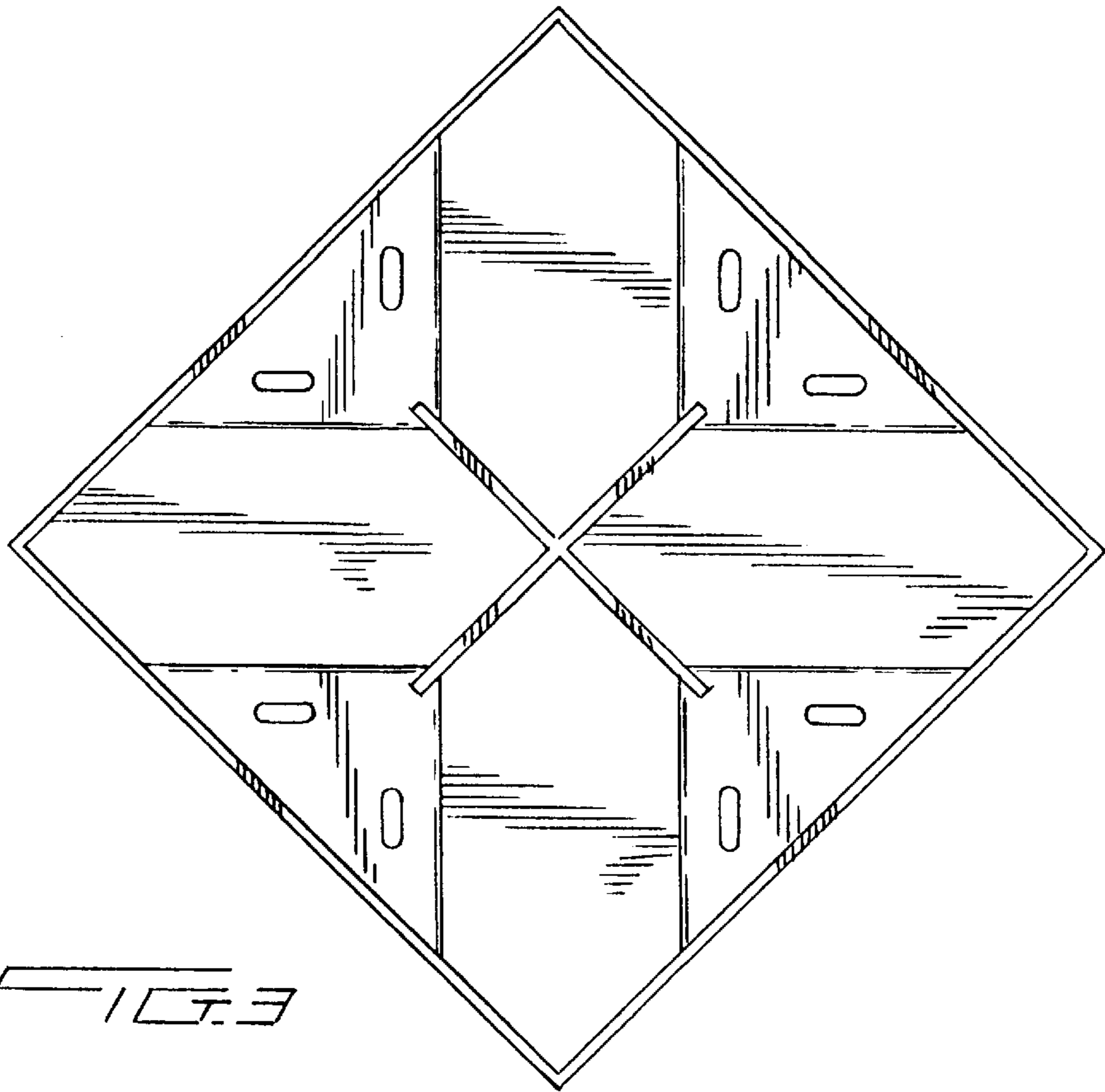


FIG. 3

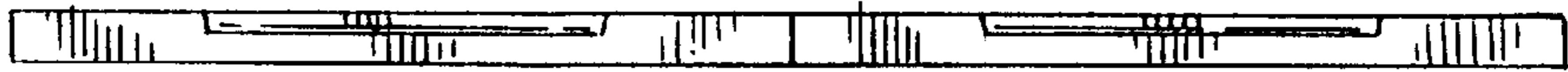


FIG. 4



FIG. 5



FIG. 6

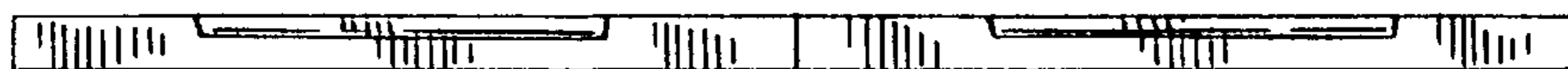


FIG. 7

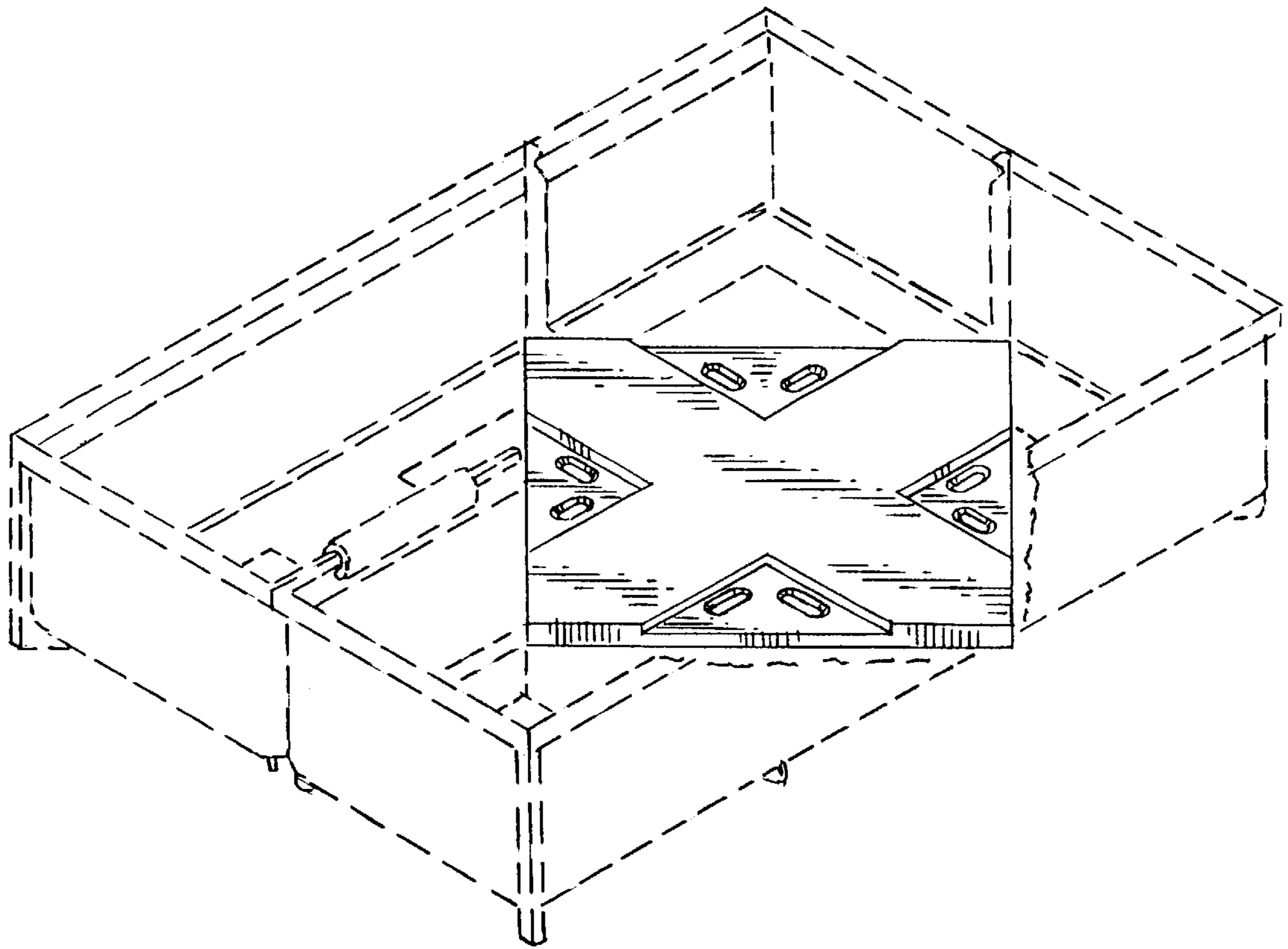


FIG. 8