



US00D404922S

# United States Patent [19] Mølster

[11] **Patent Number: Des. 404,922**

[45] **Date of Patent: \*\*Feb. 2, 1999**

[54] **DEVICE FOR CLEANING AN ORAL CAVITY**

[76] Inventor: **Olav Mølster**, Boks 503, N-6901, Fløro, Norway

[\*\*] Term: **14 Years**

[21] Appl. No.: **72,084**

[22] Filed: **Jun. 18, 1997**

[51] **LOC (6) Cl. .... 04-02**

[52] **U.S. Cl. .... D4/108; D24/149**

[58] **Field of Search** ..... D4/104-112, 116, D4/118, 132, 134, 138; 15/105, 111, 159.1, 167.1, 167.2; 132/308, 309; 601/137, 139, 141; 606/161, 235

[56] **References Cited**

**U.S. PATENT DOCUMENTS**

194,364	8/1877	Morgenthau	606/161
D. 378,411	3/1997	Taoatoa	D24/147
697,336	4/1902	Hagerty	606/161
5,511,273	4/1996	Carroll	15/105
5,569,278	10/1996	Persad	606/161
5,709,004	1/1998	Paduano et al.	15/111

*Primary Examiner*—Alan P. Douglas  
*Assistant Examiner*—Lavone D. Tabor  
*Attorney, Agent, or Firm*—McAulay Nissen Goldberg Kiel & Hand, LLP


[57] **CLAIM**

The ornamental design for a device for cleaning an oral cavity, as shown.

**DESCRIPTION**

FIG. 1 illustrates a top perspective view of a device for cleaning an oral cavity in accordance with the design; FIG. 2 illustrates a bottom perspective view of the device of FIG. 1; FIG. 3 illustrates a top view of the device of FIG. 1; FIG. 4 illustrates a bottom view of the device of FIG. 1; FIG. 5 illustrates a left-hand side view of the device of FIG. 1; FIG. 6 illustrates a right-hand side view of the device of FIG. 1; FIG. 7 illustrates a rear end view of the device of FIG. 1; and, FIG. 8 illustrates a front end view of the device of FIG. 1.

**1 Claim, 6 Drawing Sheets**



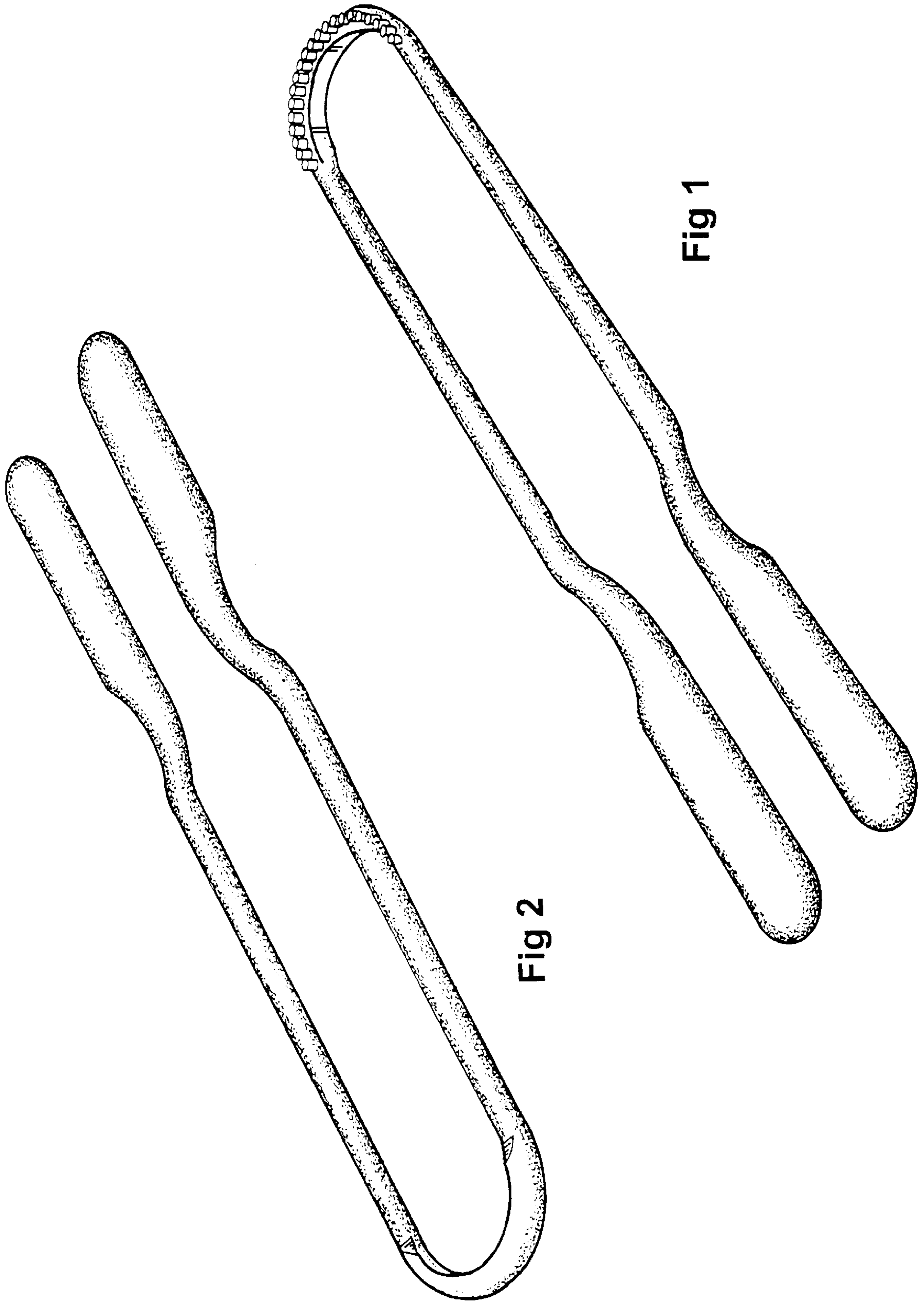


Fig 1

Fig 2




Fig 3

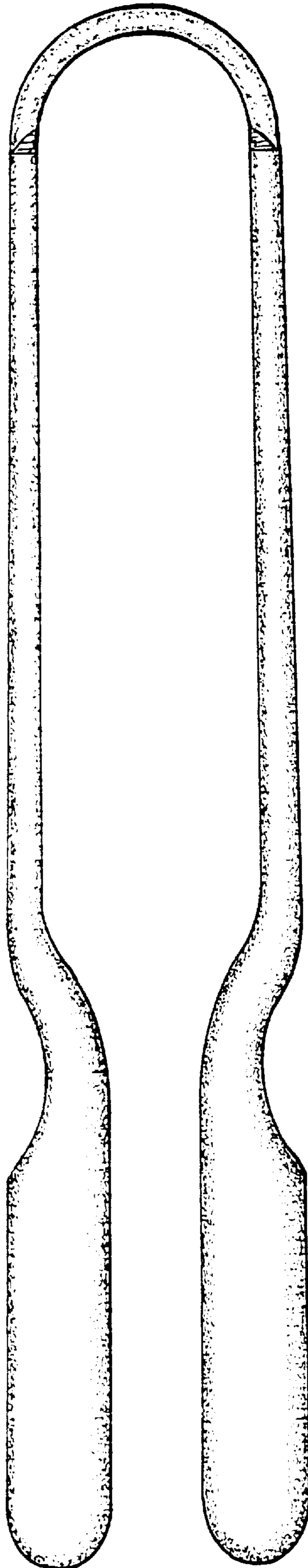


Fig 4





Fig 5



**Fig 6**




Fig 8



Fig 7