



US00D404915S

# United States Patent [19]

Kornick et al.

[11] **Patent Number: Des. 404,915**

[45] **Date of Patent: \*\*Feb. 2, 1999**

[54] **COMBINED BOTTLE AND LENS CASE**

[75] Inventors: **Joseph M. Kornick; J. Tirso Olivares,**  
both of Chicago, Ill.

[73] Assignee: **Allergan, Waco, Tex.**

[\*\*] Term: **14 Years**

[21] Appl. No.: **69,493**

[22] Filed: **Apr. 21, 1997**

[51] **LOC (6) Cl. .... 03-01**

[52] **U.S. Cl. .... D3/264; D3/263; D9/337;**  
D9/520

[58] **Field of Search .... D3/219, 263, 264,**  
D3/265, 266; D9/337, 500, 503, 520; D19/77,  
84; 206/5, 5.1, 6

[56] **References Cited**

**U.S. PATENT DOCUMENTS**

D. 135,898 6/1943 Dawson ..... D9/500

D. 208,166	7/1967	Hueber et al. ....	D3/264
D. 246,896	1/1978	Plummer .....	D9/500
D. 289,923	5/1987	Hoogesteger .....	D3/264
D. 328,846	8/1992	Nottingham et al. ....	D9/520
D. 362,390	9/1995	Weiler .....	D9/520
3,326,358	6/1967	Singleton .....	206/5
5,415,275	5/1995	Girimount .....	206/5.1

*Primary Examiner*—Celia Murphy  
*Attorney, Agent, or Firm*—Carlos A. Fisher

[57] **CLAIM**

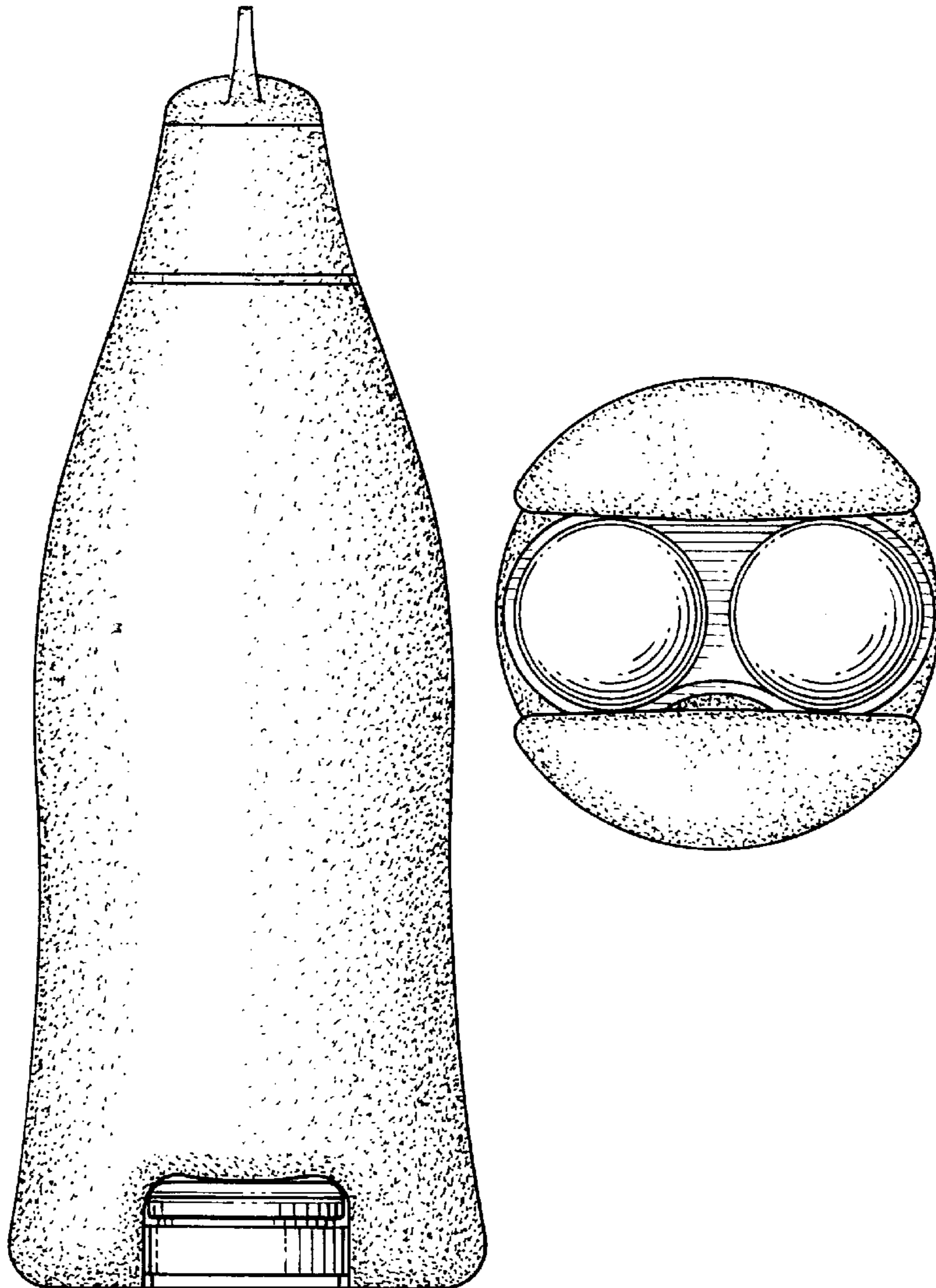
The ornamental design for a combined bottle and lens case, as shown and described.

**DESCRIPTION**

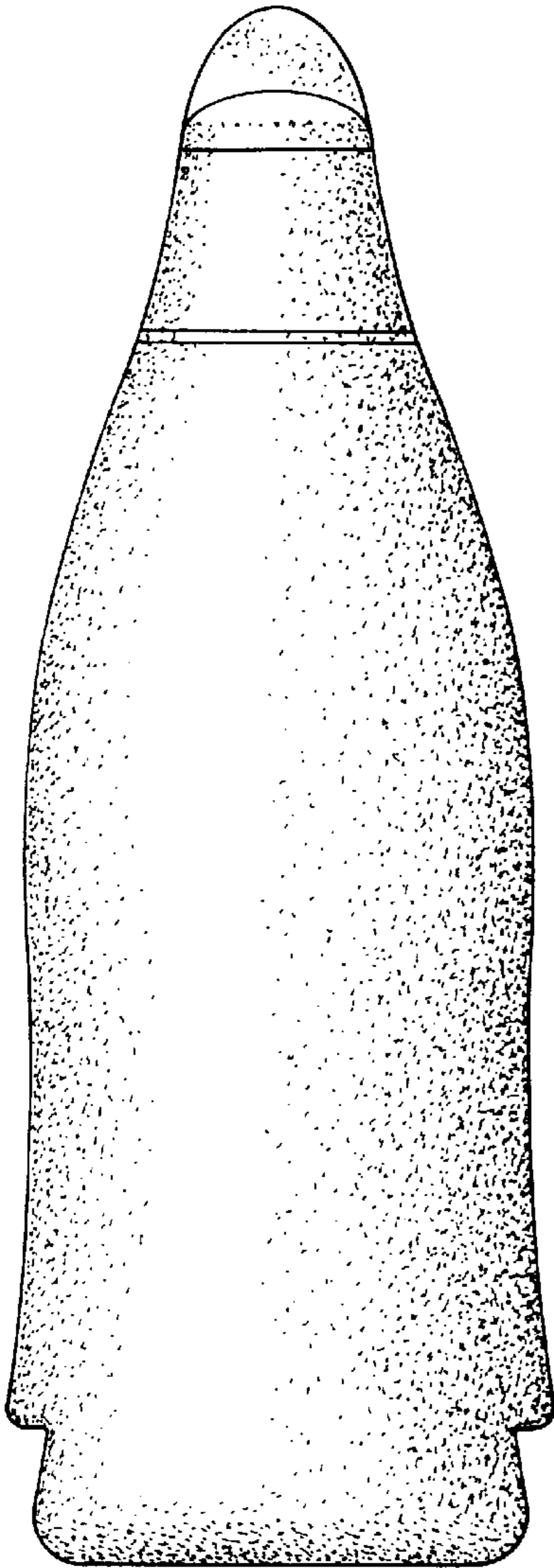
FIG. 1 is a front elevaitonal view of a combined bottle and lens case showing our new design; the rear being identical; FIG. 2 is a side elevational view thereof both sides being identical;

FIG. 3 is a bottom plan view thereof; and, FIG. 4 is a top plan view thereof.

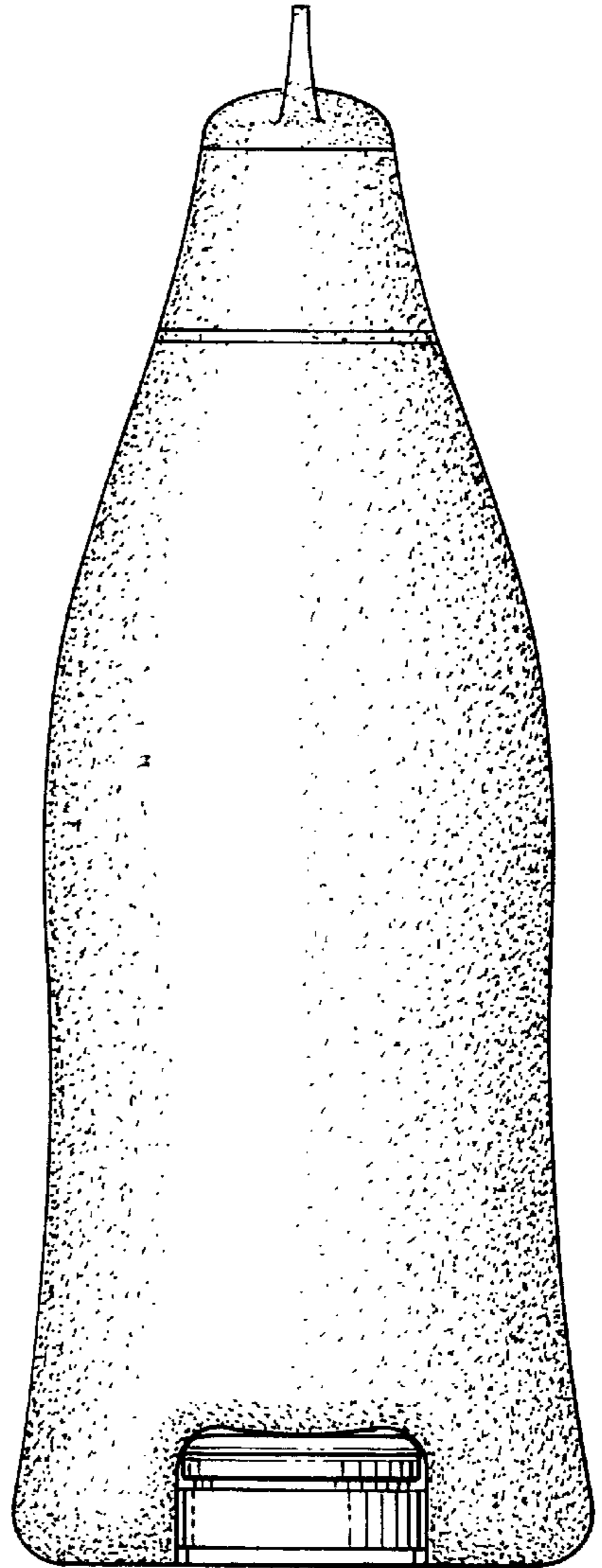
**1 Claim, 1 Drawing Sheet**



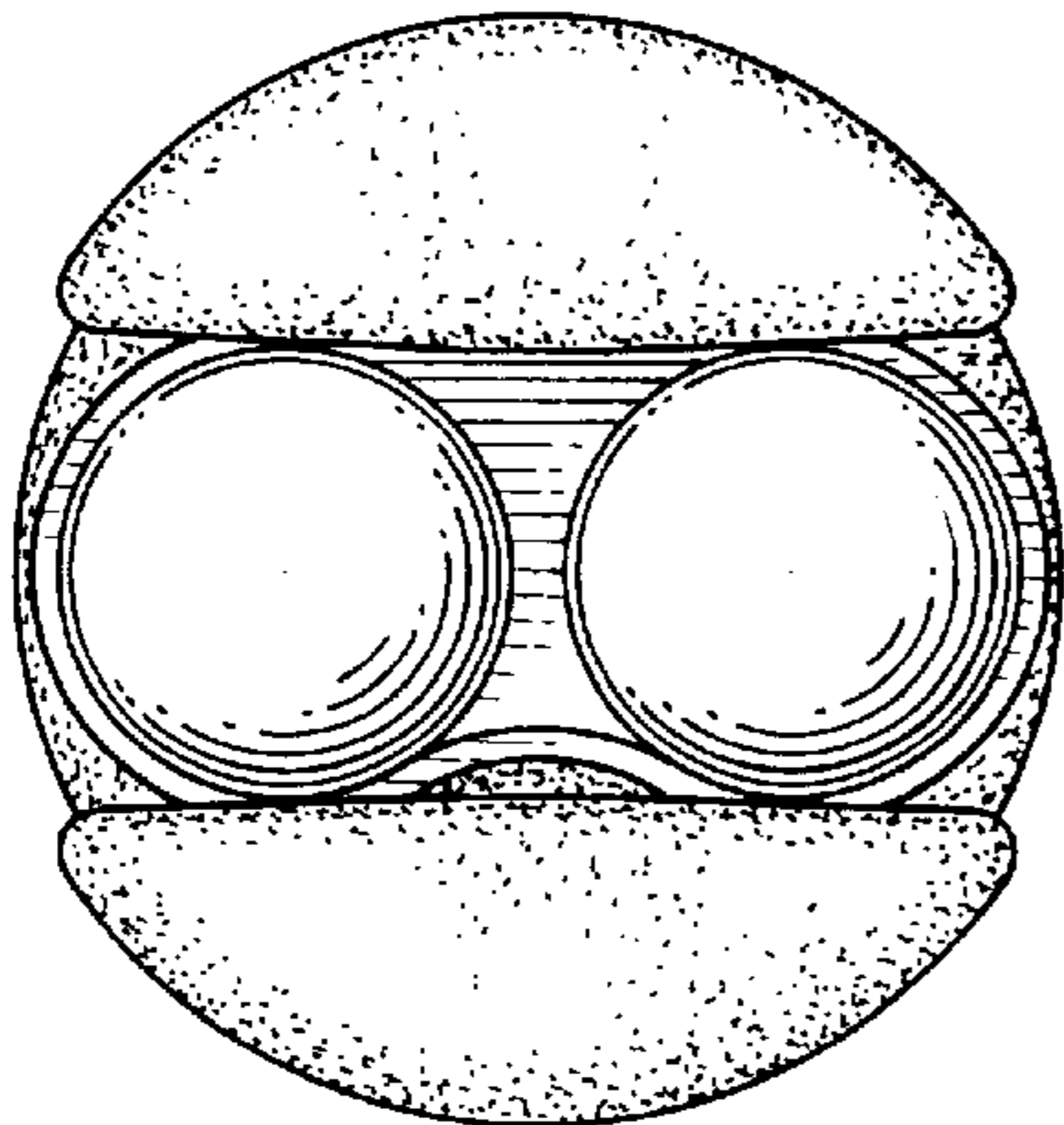
*FIG. 1.*



*FIG. 2.*



*FIG. 3.*



*FIG. 4.*

