



US00D404901S

United States Patent [19] Blakeslee

[11] Patent Number: **Des. 404,901**

[45] Date of Patent: ****Feb. 2, 1999**

[54] **BOTTOM SURFACE PORTION OF A SHOE
OUTSOLE**

[75] Inventor: **Carl Blakeslee**, Beaverton, Oreg.

[73] Assignee: **Nike, Inc.**, Beaverton, Oreg.

[**] Term: **14 Years**

[21] Appl. No.: **90,974**

[22] Filed: **Jul. 21, 1998**

[51] **LOC (6) Cl.** **02-04**

[52] **U.S. Cl.** **D2/957; D2/951; D2/959**

[58] **Field of Search** D2/897, 902, 906,
D2/908, 914, 916, 919, 946-962, 964;
36/44, 59 C, 85, 101, 103, 104, 106, 113-115,
124, 126, 127-130, 3 B, 11.5, 12-15, 25 R

[56] **References Cited**

U.S. PATENT DOCUMENTS

D. 196,488	10/1963	Papoutsy	D2/954
D. 196,491	10/1963	Papoutsy	D2/954
D. 203,741	2/1966	Wakeland	D2/954
D. 205,757	9/1966	Wakeland	D2/957
D. 229,456	12/1973	Plampton et al.	D2/959
D. 296,151	6/1988	Mourad	D2/960

D. 309,369	7/1990	Issler	D2/956
D. 351,935	11/1994	O'Rorke	D2/959
D. 385,987	11/1997	Bramani	D2/959
D. 394,542	5/1998	Whirfbain et al.	D2/954
D. 395,742	7/1998	Wurfbain et al.	D2/957

Primary Examiner—Celia Murphy
Attorney, Agent, or Firm—Banner & Witcoff, Ltd.

[57] **CLAIM**

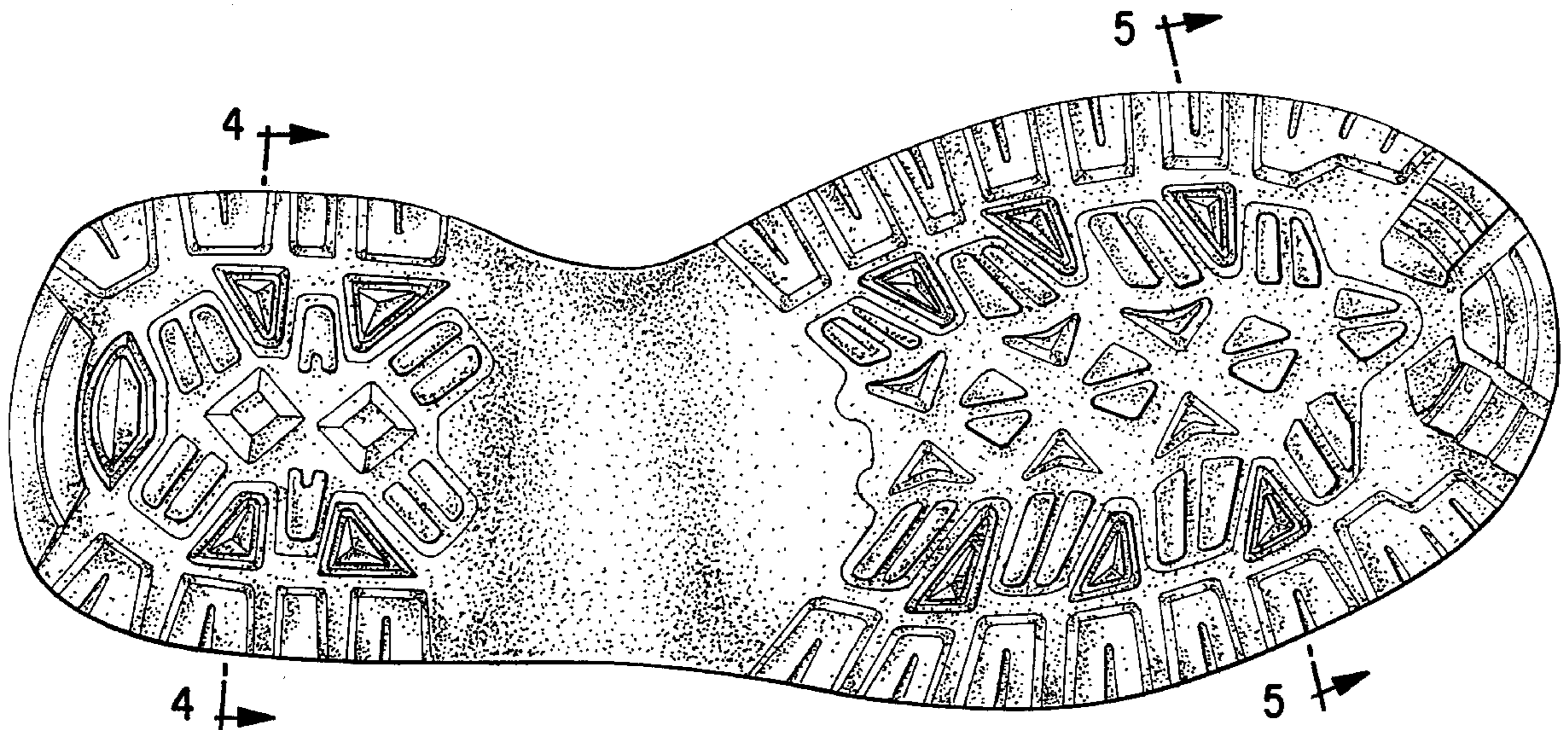
The ornamental design for a bottom surface portion of a shoe outsole, as shown and described.

DESCRIPTION

FIG. 1 is a bottom plan view of a bottom surface portion of a shoe outsole showing my new design;
FIG. 2 is a front perspective view from one side thereof;
FIG. 3 is a rear perspective view from the other side thereof;
FIG. 4 is a cross-sectional view taken along the line 4—4 of FIG. 1; and,
FIG. 5 is a cross-sectional view taken along the line 5—5 of FIG. 1.

The broken line showing of the remainder of the shoe shown in FIGS. 1-5 is for illustrative purposes only and forms no part of the claimed design.

1 Claim, 3 Drawing Sheets



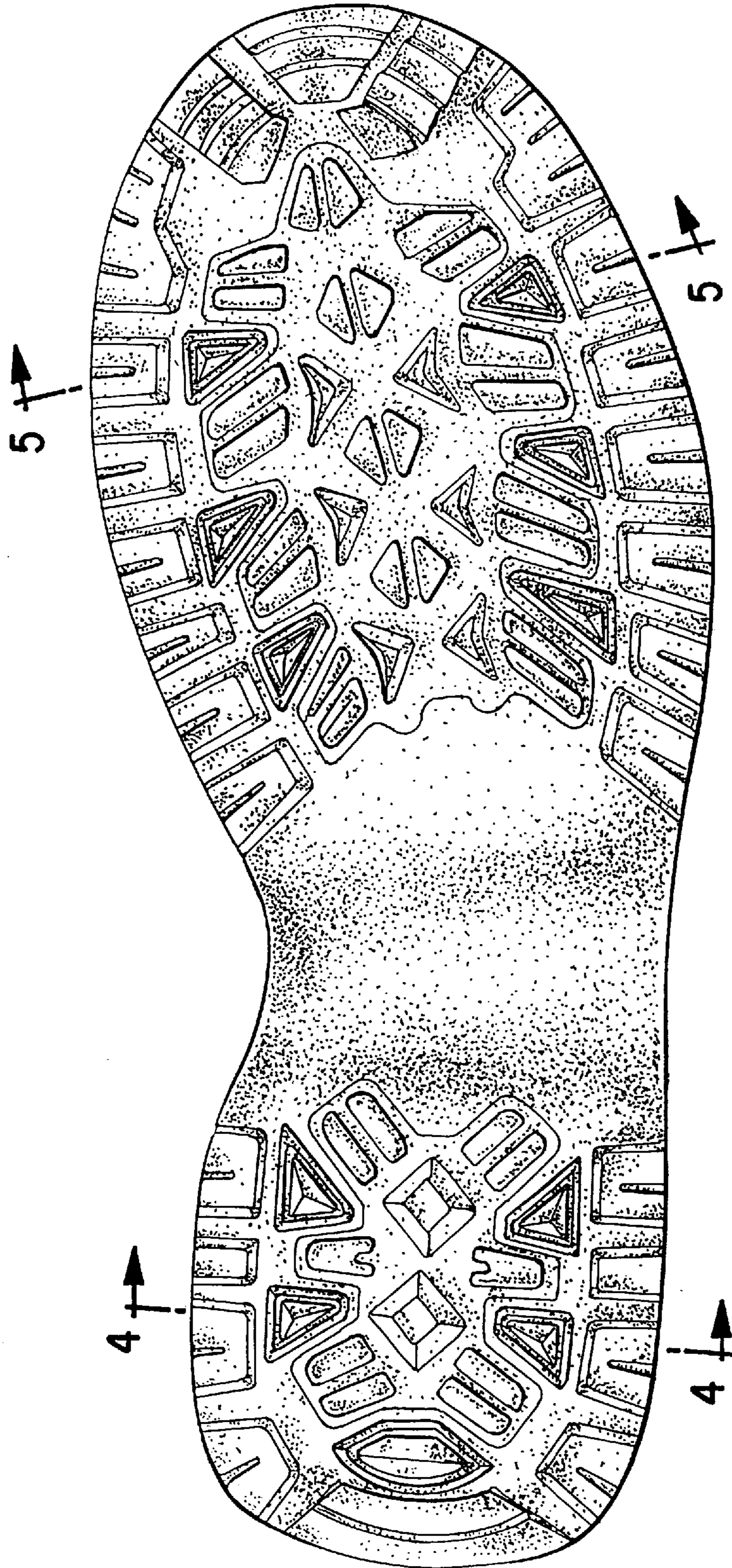


FIG. 1

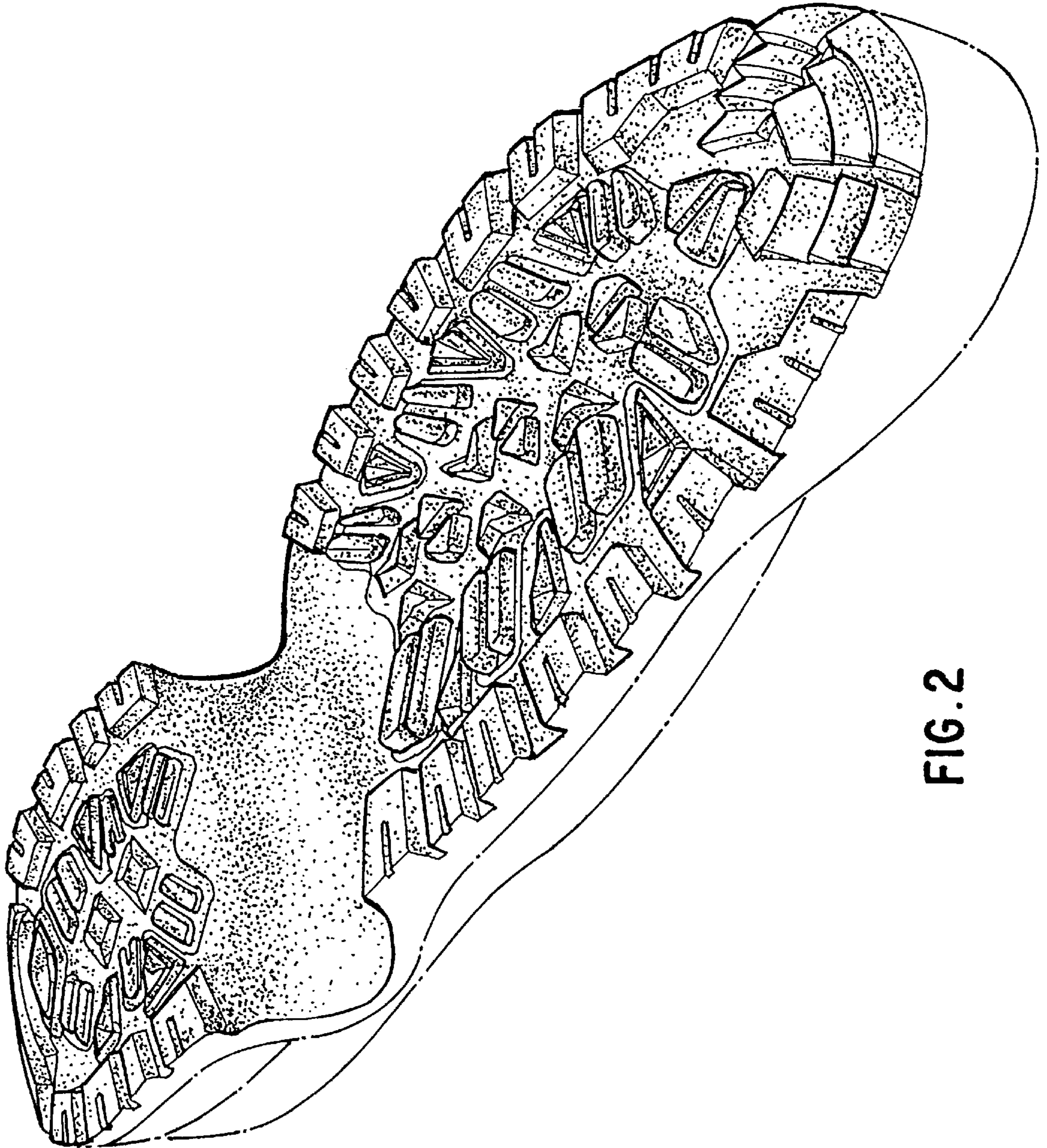


FIG. 2

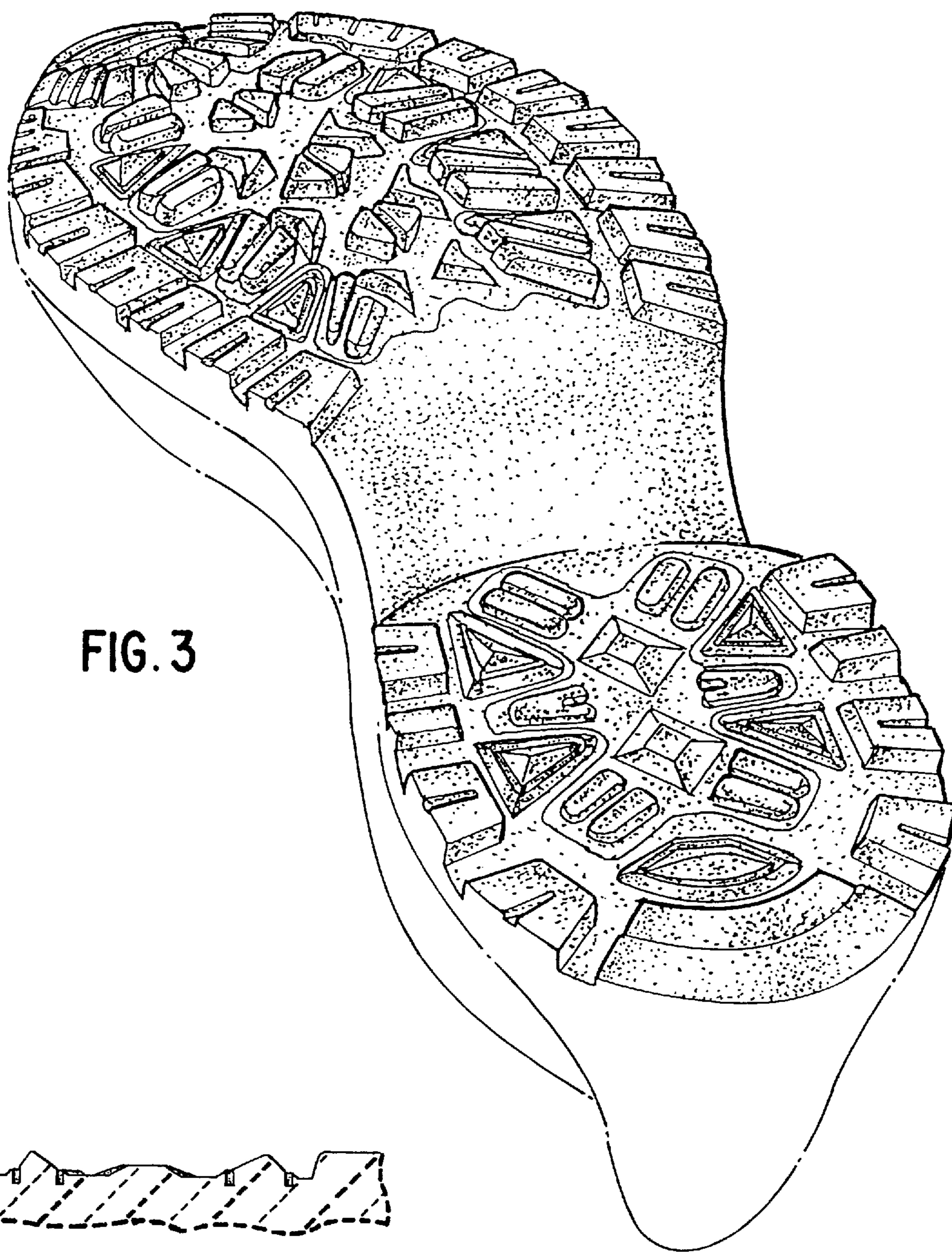


FIG. 3



FIG. 4



FIG. 5