



US00D404896S

# United States Patent [19] Cooper

[11] **Patent Number:** **Des. 404,896**

[45] **Date of Patent:** **\*\*Feb. 2, 1999**

[54] **PORTION OF A SHOE**

[75] **Inventor:** **Aaron Alexander Carroll Cooper,**  
Roznsis, Oreg.

[73] **Assignee:** **Nike, Inc.,** Beaverton, Oreg.

[\*\*] **Term:** **14 Years**

[21] **Appl. No.:** **90,577**

[22] **Filed:** **Jul. 10, 1998**

[51] **LOC (6) Cl.** ..... **02-99**

[52] **U.S. Cl.** ..... **D2/947; D2/972**

[58] **Field of Search** ..... **D2/896, 902, 906,**  
**D2/907, 946, 947, 972-974; 36/114, 126-130,**  
**45, 52, 53**

[56] **References Cited**

**U.S. PATENT DOCUMENTS**

- D. 261,446 10/1981 Schmohl .
- D. 262,581 1/1982 Chevallereau .
- D. 279,044 6/1985 Norton et al. .
- D. 285,022 8/1986 Schornstein .
- D. 295,691 5/1988 Zuidema et al. .
- D. 308,592 6/1990 Kayano .
- D. 319,720 9/1991 Selbiger ..... D2/972
- D. 319,725 9/1991 Claveria .
- D. 324,131 2/1992 Lucas .
- D. 332,861 2/1993 Worthington .
- D. 335,571 5/1993 Peterson .
- D. 357,570 4/1995 Parisotto .
- D. 381,496 7/1997 Smith ..... D2/972
- D. 385,409 10/1997 Smith, III .
- D. 386,591 11/1997 Kuerbia .
- D. 393,357 4/1998 Cooper ..... D2/972

- D. 395,739 7/1998 Mervar .
- 2,208,330 7/1940 Oakley .
- 5,060,401 10/1991 Whatley .

**OTHER PUBLICATIONS**

Nike Footwear Catalog, Late Spring 1998, p. 133. Published Sep. 1997.  
 Nike Footwear Catalog, Holiday, pp. 48 and 193. Published Mar. 1997.  
 Nike Footwear Catalog, Fall 1996, p. 6. Published Dec. 1995.  
 Nike Footwear Catalog, Holiday 1995, p. 83. Published Mar. 1995.

*Primary Examiner*—Dominic Simone  
*Attorney, Agent, or Firm*—Banner & Witcoff, Ltd.

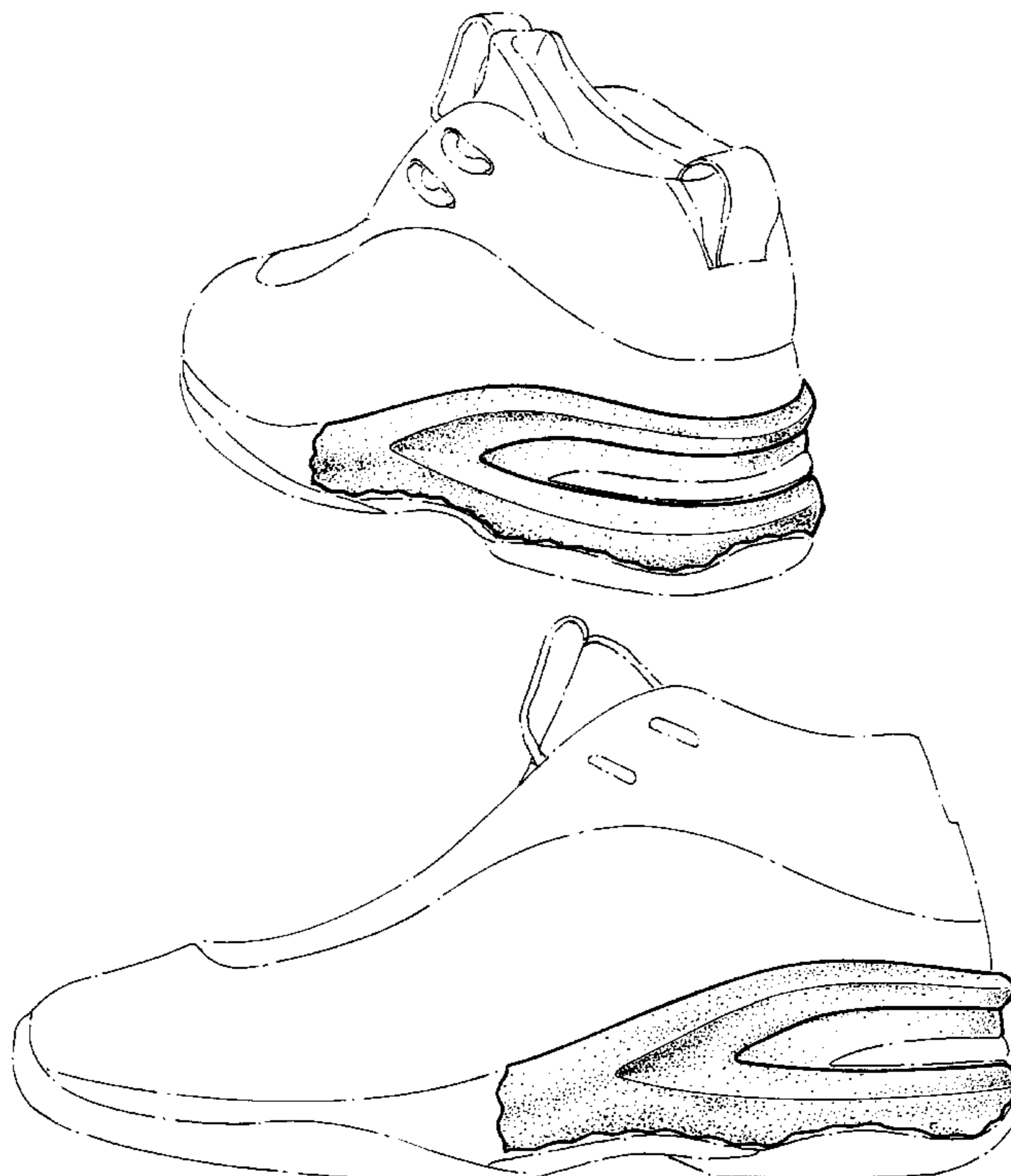
[57] **CLAIM**

The ornamental design for a portion of a shoe, as shown and described.

**DESCRIPTION**

FIG. 1 is a rear perspective view of a portion of a shoe from one side thereof showing my new design;  
 FIG. 2 is a rear perspective view of the portion of a shoe from the other side thereof;  
 FIG. 3 is a side elevational view of one side thereof;  
 FIG. 4 is a rear elevational view thereof;  
 FIG. 5 is a side elevational view of the other side thereof; and,  
 FIG. 6 is a top plan view thereof.  
 The broken line showing of the reminder of the shoe shown in FIGS. 1-6 is for illustrative purposes only and forms no part of the claimed design.

**1 Claim, 3 Drawing Sheets**



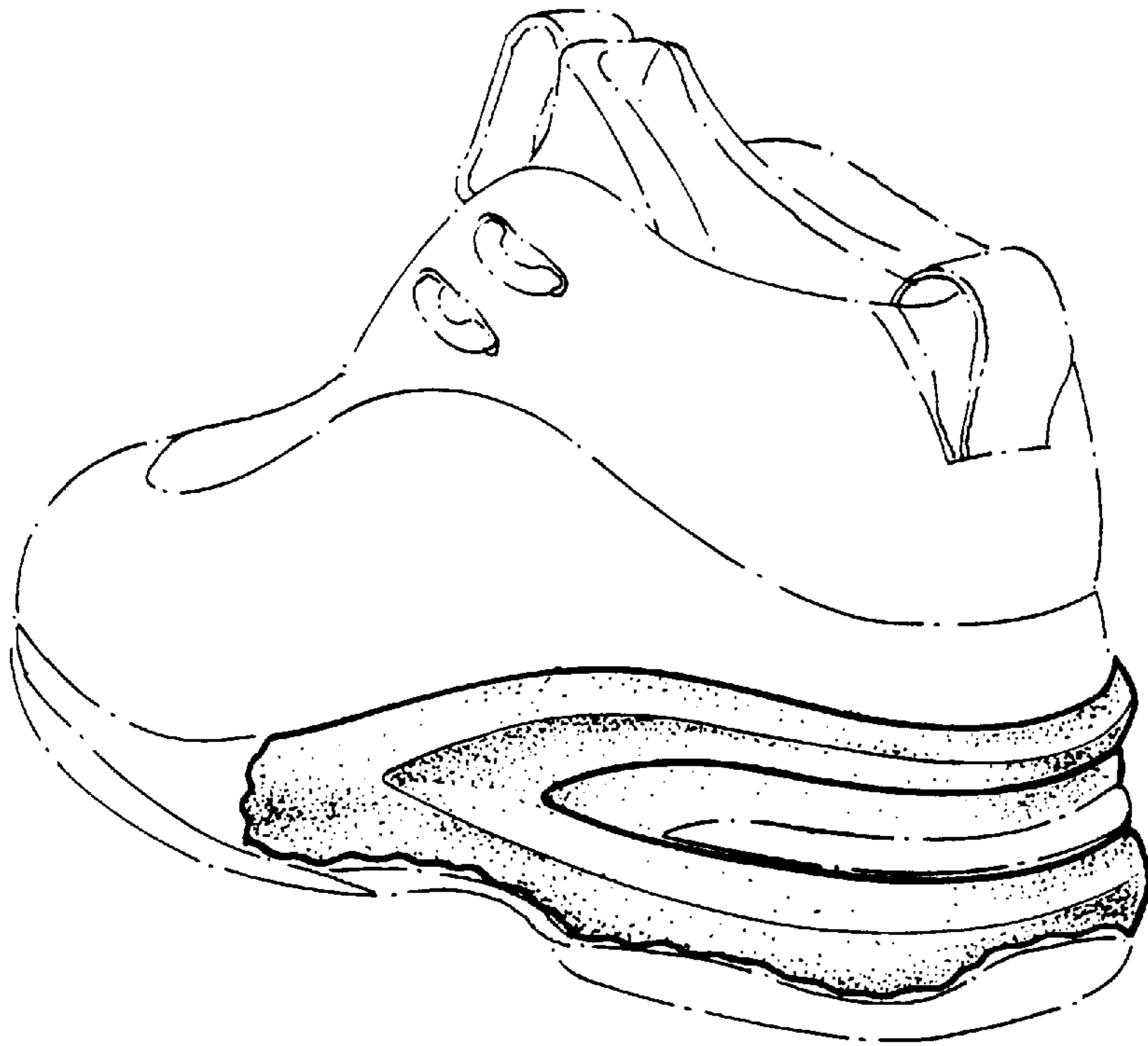


FIG. 1

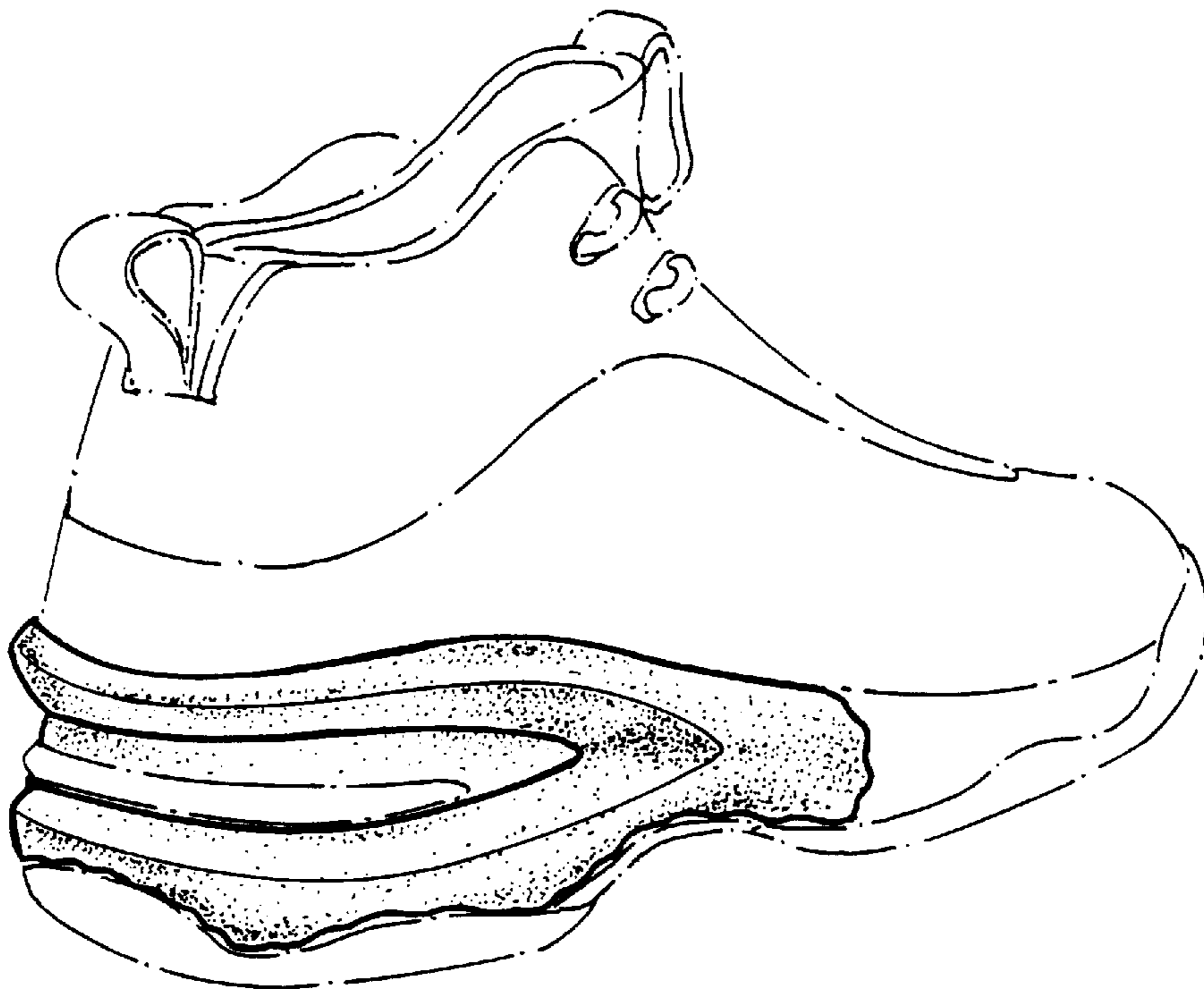


FIG. 2

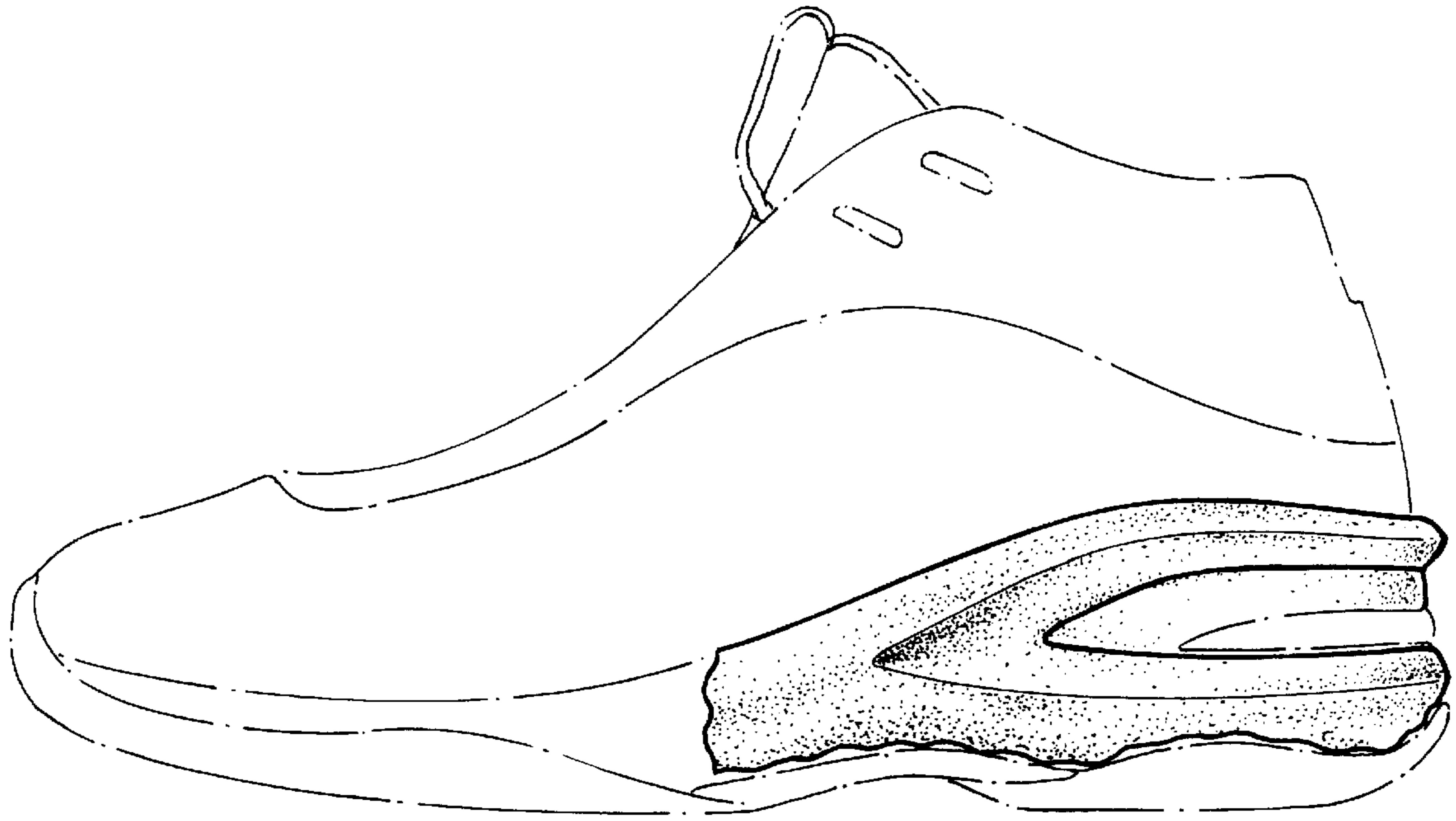


FIG. 3




FIG. 4

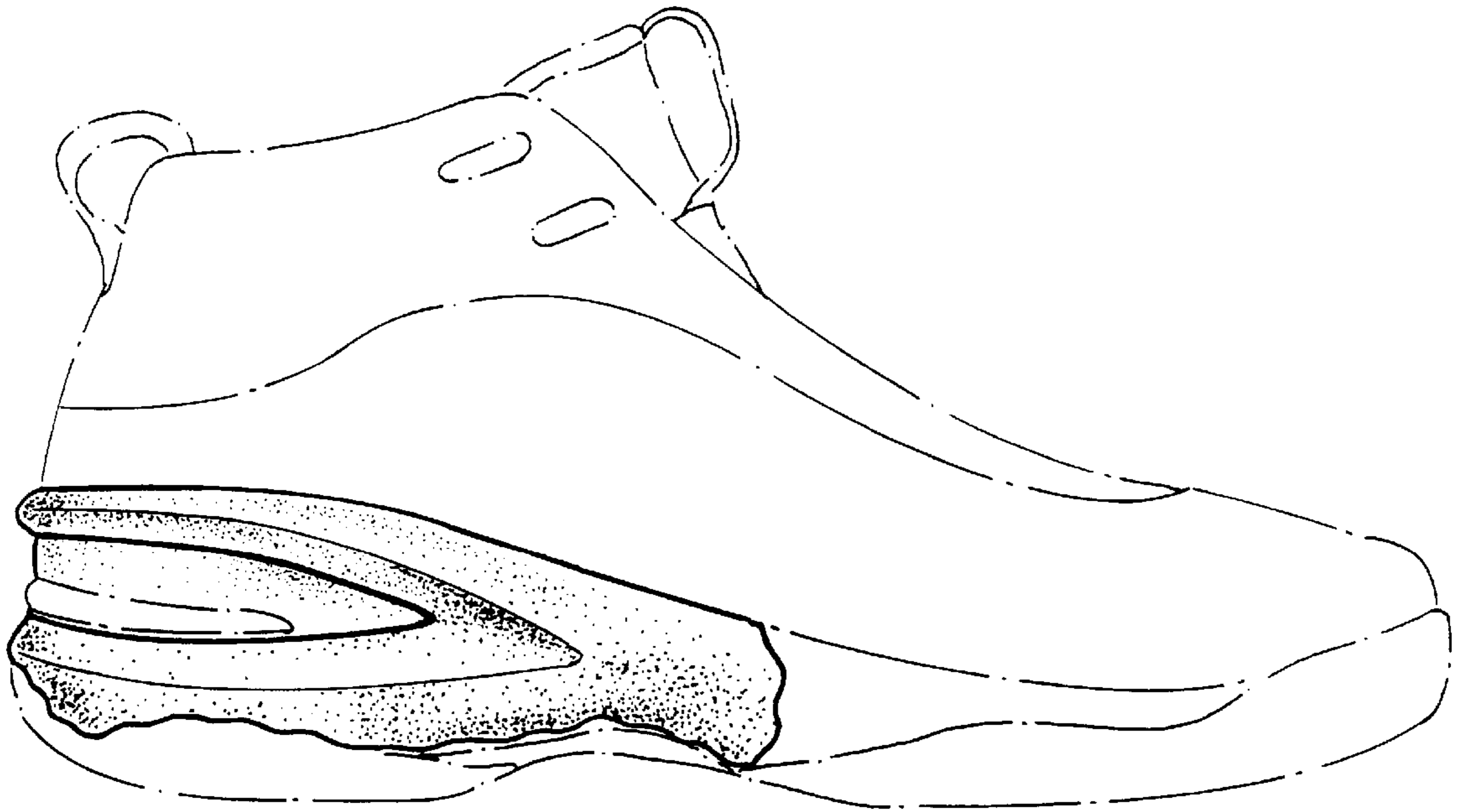


FIG. 5

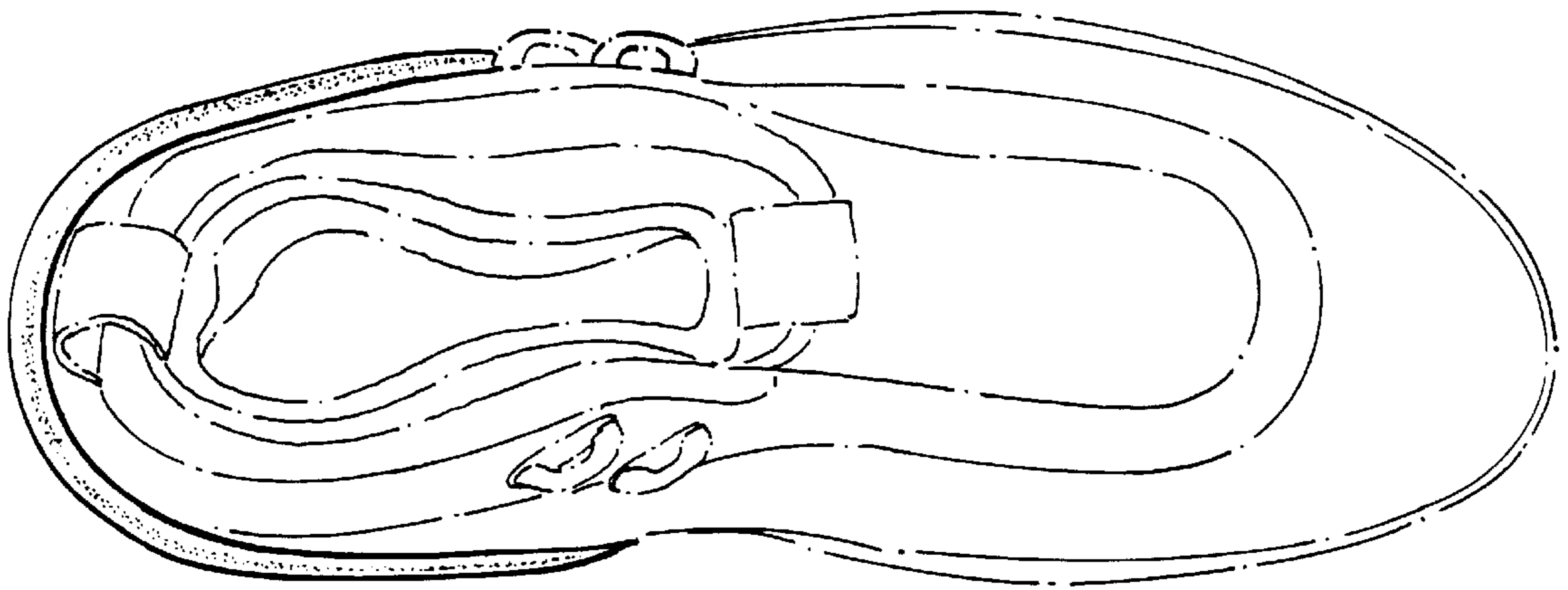


FIG. 6