



US00D404893S

United States Patent [19] Racine

[11] **Patent Number:** **Des. 404,893**

[45] **Date of Patent:** ****Feb. 2, 1999**

[54] **SKATE BOOT SHELL**

[75] Inventor: **Bertrand Racine**, Lasalle, Canada

[73] Assignee: **Bauer, Inc.**, Canada

[**] Term: **14 Years**

[21] Appl. No.: **78,737**

[22] Filed: **Nov. 4, 1997**

[30] **Foreign Application Priority Data**

May 5, 1997 [CA] Canada 19971139

[51] **LOC (6) Cl.** **02-04**

[52] **U.S. Cl.** **D2/904**

[58] **Field of Search** D2/904, 916; D21/764;
36/115, 50.1, 89, 2.5, 118.1, 118.2, 117.1,
7.5; 280/11.2, 11.22, 11.21, 11.23, 11.19

[56] **References Cited**

U.S. PATENT DOCUMENTS

D. 135,155	3/1943	Huff	D2/916
D. 358,439	5/1995	Chen	D21/764
D. 381,195	7/1997	Soo	D2/904
D. 382,932	8/1997	Chou	D2/904
D. 387,115	12/1997	Chen	D2/904
3,040,451	6/1962	Hilkemeyer	36/7.5
5,207,454	5/1993	Blankenburg et al.	280/11.22
5,371,957	12/1994	Gaudio	36/50.1
5,505,470	4/1996	Hoshizaki	280/11.22
5,564,203	10/1996	Morris	36/50.1

5,596,820	1/1997	Edauw et al.	36/115
5,692,319	12/1997	Parker et al.	36/50.1
5,732,483	3/1998	Cagliari	36/115

Primary Examiner—Doris V. Coles
Attorney, Agent, or Firm—Finnegan, Henderson, Farabow,
Garrett & Dunner, L.L.P.

[57] **CLAIM**

The ornamental design for a skate boot shell, as shown and described.

DESCRIPTION

FIG. 1 is a perspective view of a skate boot shell, showing my new design;
FIG. 2 is a right side elevational view thereof;
FIG. 3 is a top plan view thereof;
FIG. 4 is a front elevational view thereof;
FIG. 5 is a rear elevational view thereof;
FIG. 6 is a bottom plan view thereof;
FIG. 7 is a left side elevational view thereof;
FIG. 8 is a perspective view, the broken line show of the remainder of a typical skate is for illustrative purposes only and forms no part of claimed design;
FIG. 9 is a right side elevational view thereof;
FIG. 10 is a top plan view thereof;
FIG. 11 is a front elevational view thereof;
FIG. 12 is a rear elevational view thereof;
FIG. 13 is a bottom plan view thereof; and,
FIG. 14 is a left side elevational view thereof.

1 Claim, 7 Drawing Sheets



Fig. 1




Fig. 2

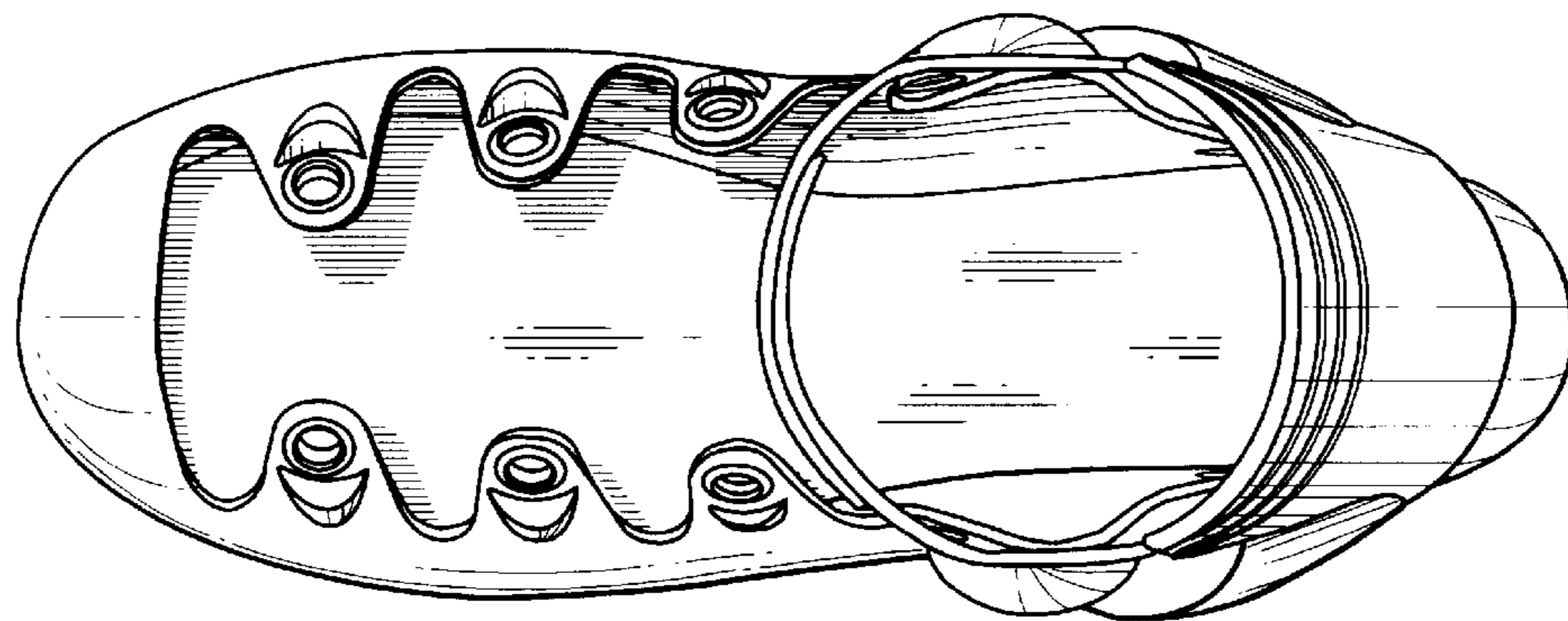


Fig.3

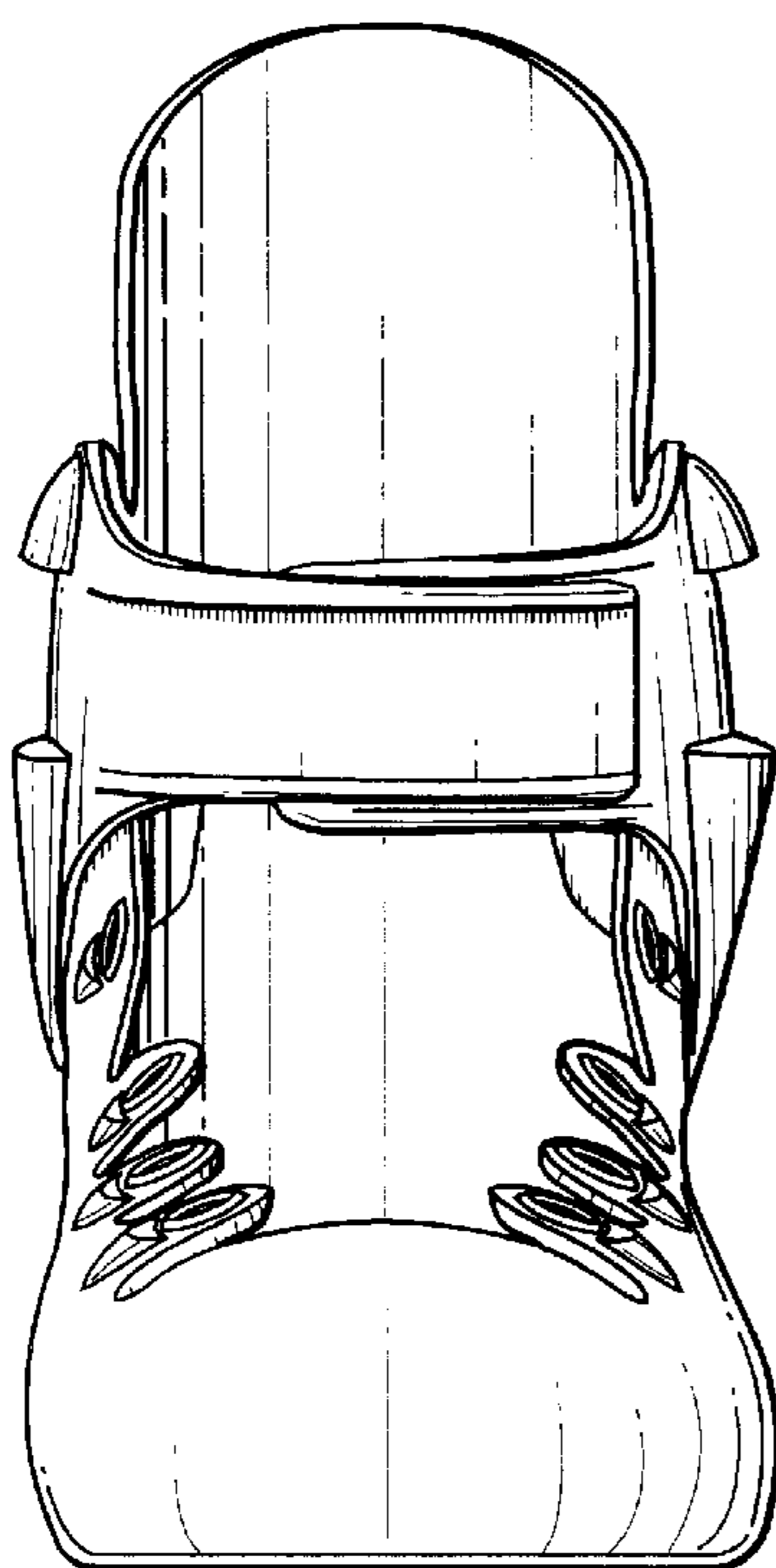


Fig.4

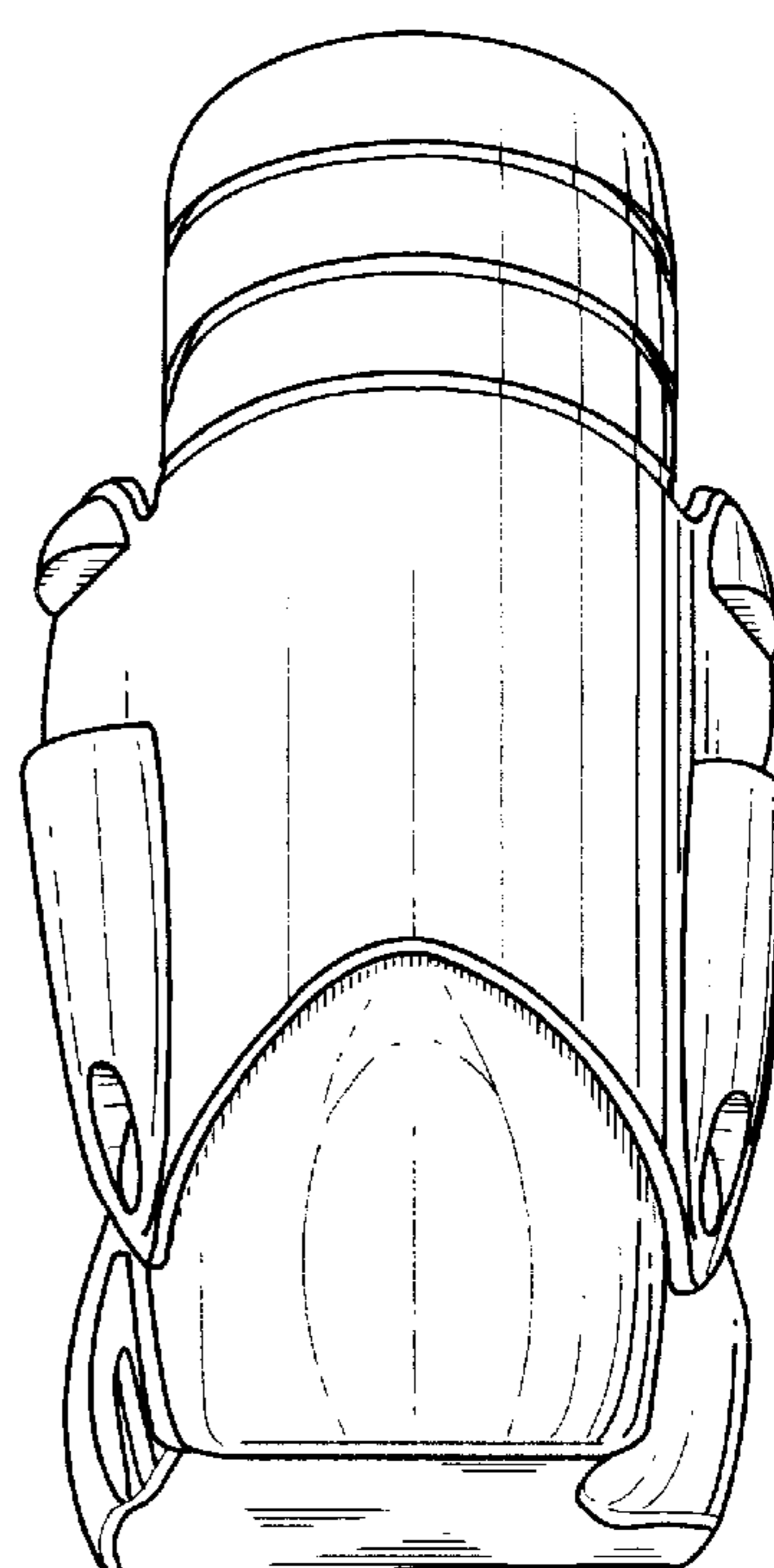


Fig.5

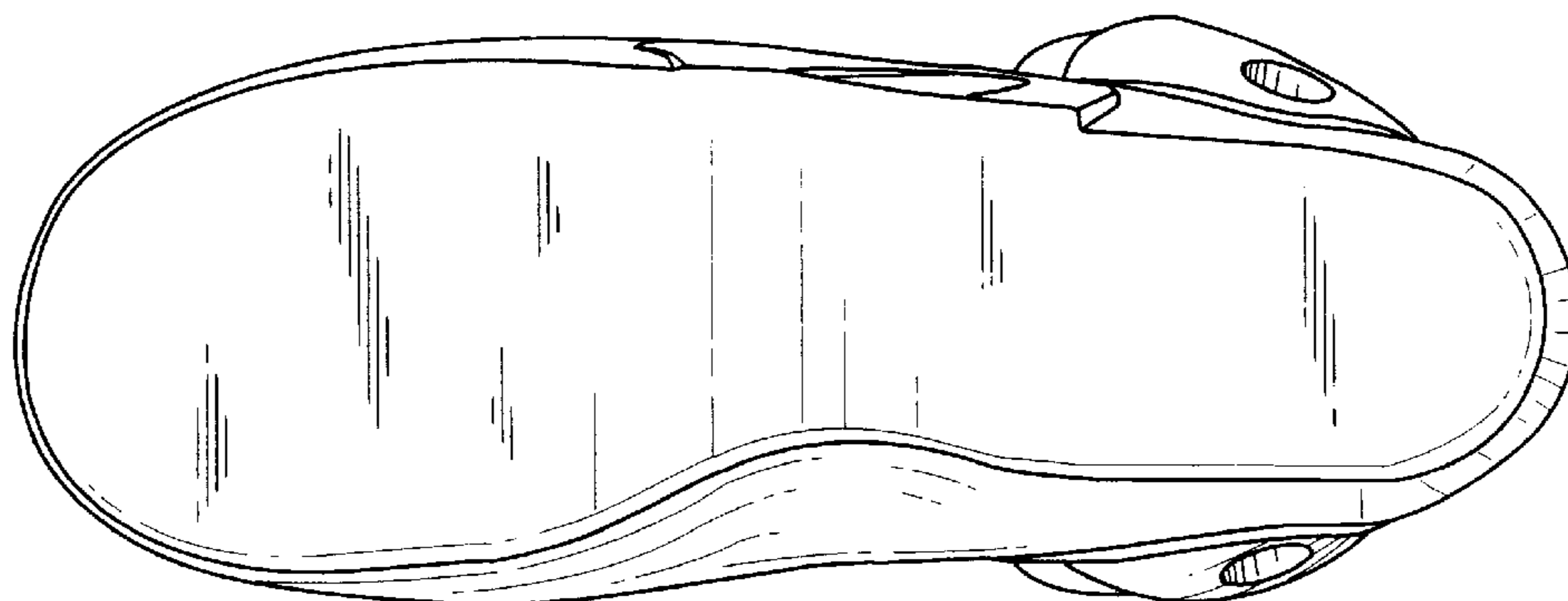


Fig.6



Fig.7



Fig.8




Fig.9

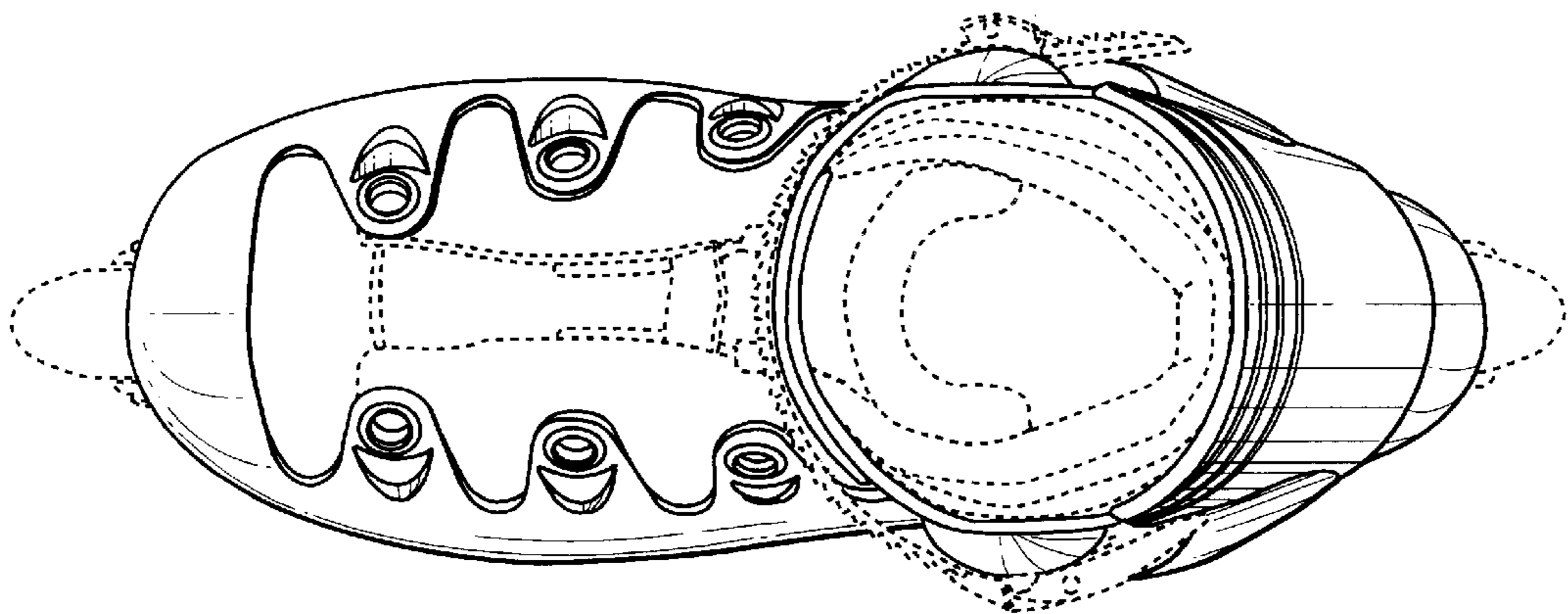


Fig.10

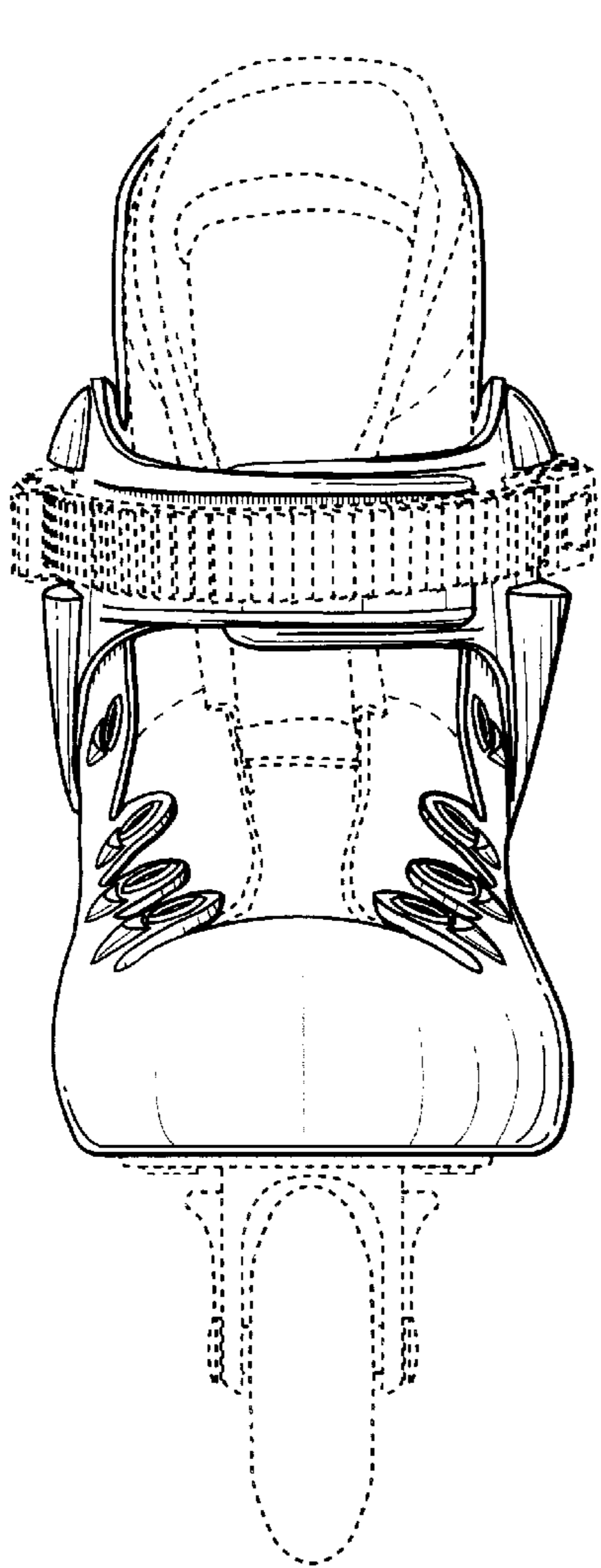


Fig. 11

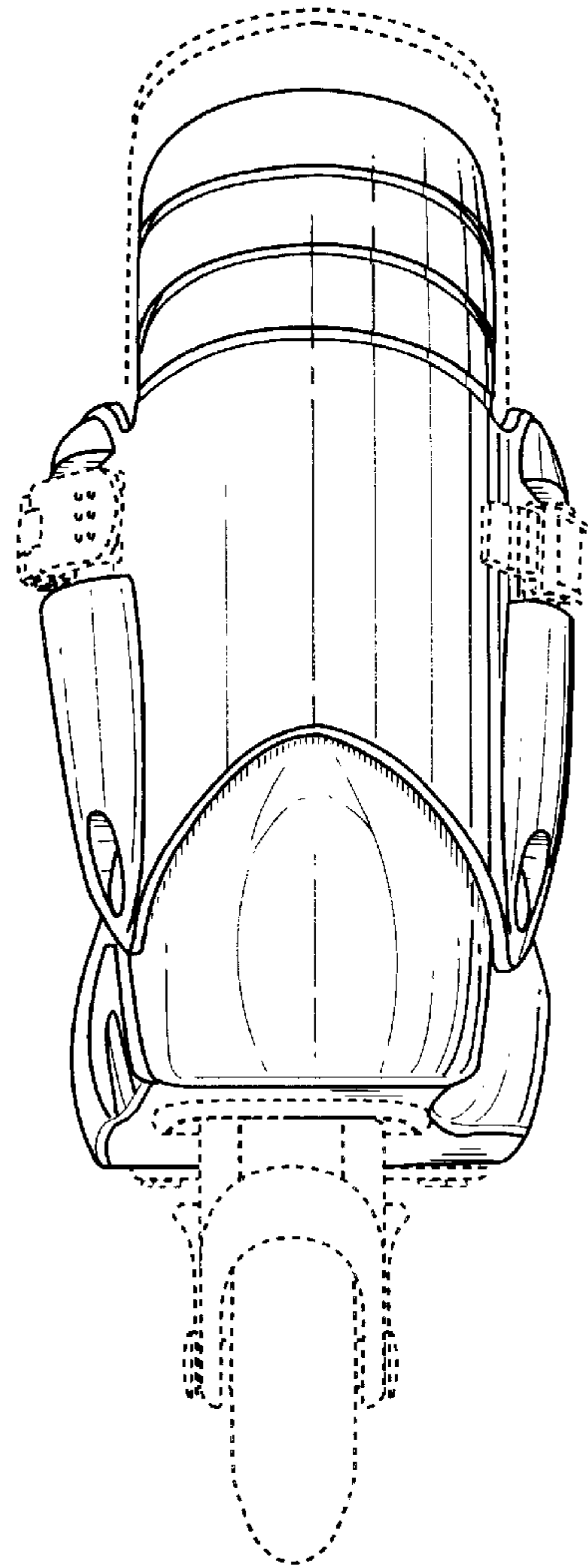


Fig. 12

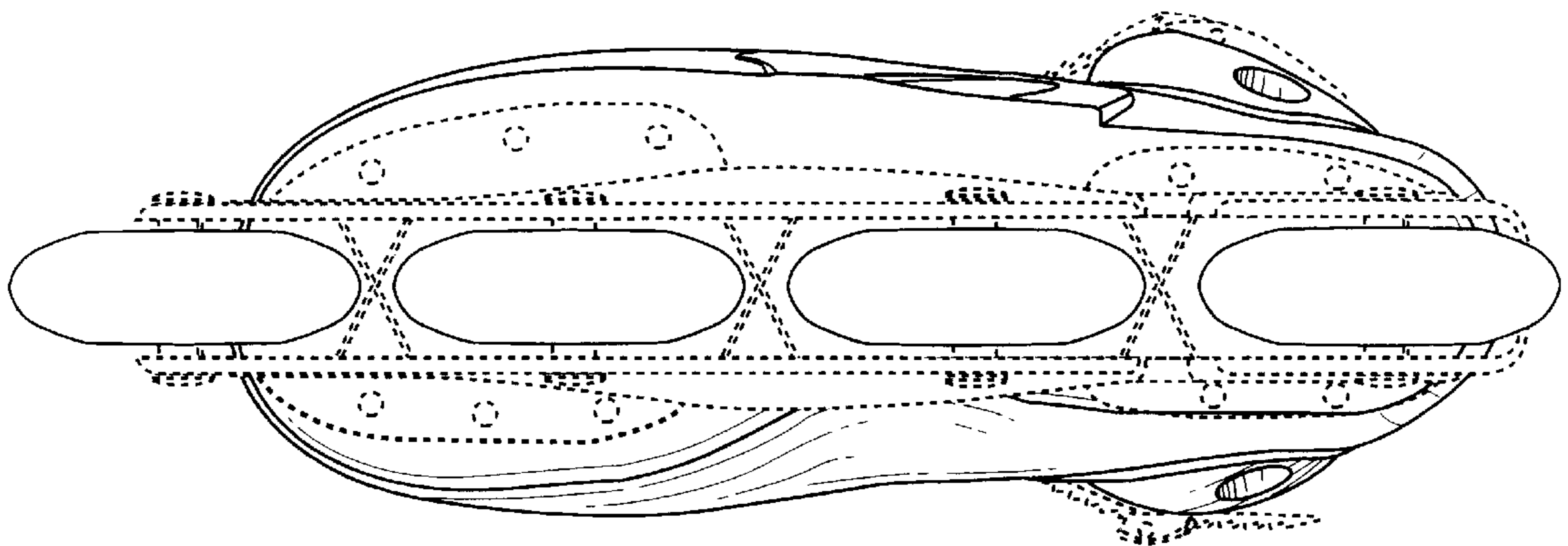


Fig. 13



Fig.14

UNITED STATES PATENT AND TRADEMARK OFFICE
CERTIFICATE OF CORRECTION

PATENT NO. : Des. 404,893
DATED : February 2, 1999
INVENTOR(S) : Bertrand Racine

It is certified that error appears in the above-identified patent and that said Letters Patent is hereby corrected as shown below:

Cover Page, Under Description, line 1, "boor" should read --boot--.

Cover Page, Under Description, delete lines 9-11 and insert therefor --FIG. 8 is a perspective view thereof, the broken lines showing the remainder of a typical skate being for illustrative purposes only and forming no part of the claimed design;--.

Signed and Sealed this

Twenty-fourth Day of August, 1999

Attest:



Q. TODD DICKINSON

Attesting Officer

Acting Commissioner of Patents and Trademarks