

US00D404888S

United States Patent [19]

Arredondo, Jr.

[11] Patent Number: Des. 404,888

[45] Date of Patent: **Feb. 2, 1999

[54] **GLOVE WITH SLEEVE FOR THE CONTAINMENT OF A CAN OF SELF-DEFENSE SPRAY**

D. 369,453	5/1996	Robbins	D2/614
3,124,806	3/1964	Campbell et al.	2/159
4,414,692	11/1983	Dzierson et al.	2/160
4,447,912	5/1984	Morrow	2/159
5,088,121	2/1992	Wallace	2/160

[76] Inventor: **Javier Arredondo, Jr.**, 310 Rayburn Dr., San Antonio, Tex. 78221

Primary Examiner—Paula A. Mortimer

[**] Term: **14 Years**

[57] CLAIM

[21] Appl. No.: **82,136**

The ornamental design for a glove with sleeve for the containment of a can of self-defense spray, as shown and described.

[22] Filed: **Jan. 15, 1998**

[51] **LOC (6) Cl.** **02-06**

DESCRIPTION

[52] **U.S. Cl.** **D2/610; D2/614**

FIG. 1 is a front elevational view of the glove with sleeve for the containment of a can of self defense spray showing my new design;

[58] **Field of Search** D2/610, 612, 614, D2/616, 617, 618, 623; 2/159, 160, 161.1, 161.6, 16; D29/113; D3/215, 227

FIG. 2 is a rear elevational view thereof;
FIG. 3 is a right side view thereof;
FIG. 4 is a left side view thereof;
FIG. 5 is a top plan view thereof; and,
FIG. 6 is a bottom plan view thereof.

[56] References Cited

U.S. PATENT DOCUMENTS

D. 329,926	9/1992	Winder	D29/113
D. 359,154	6/1995	Goodson	D2/614

1 Claim, 3 Drawing Sheets

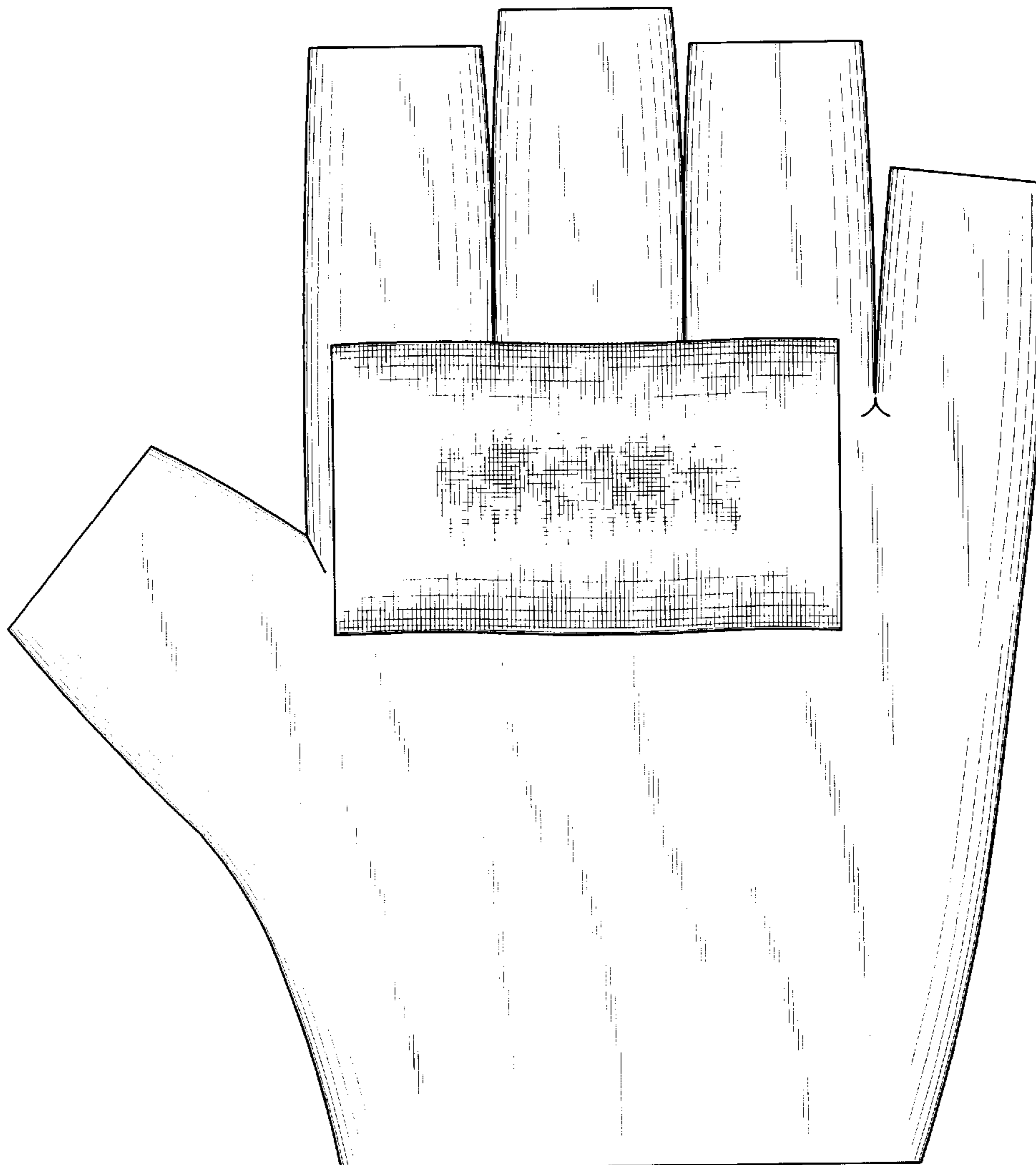


FIG. 1

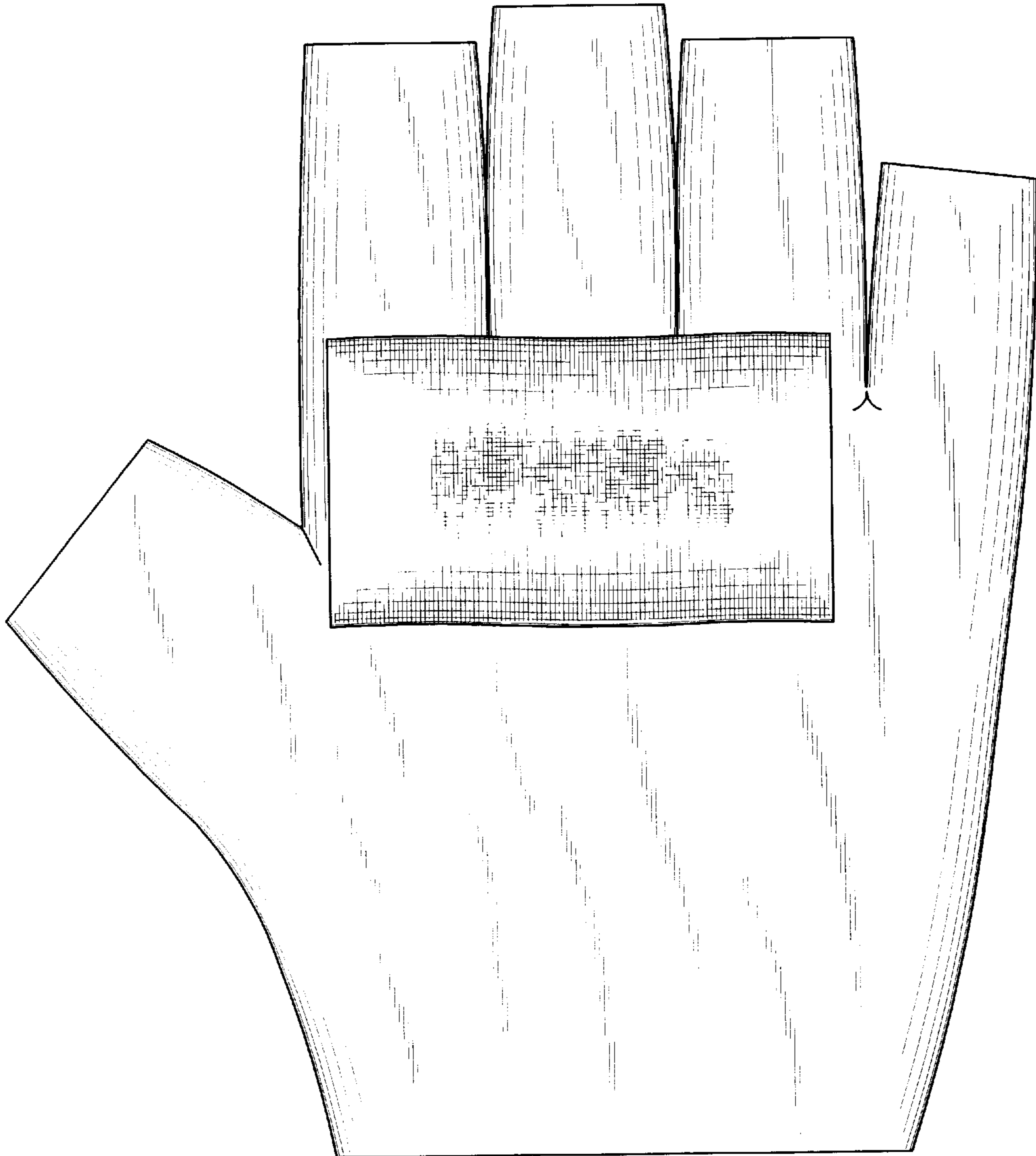


FIG. 2

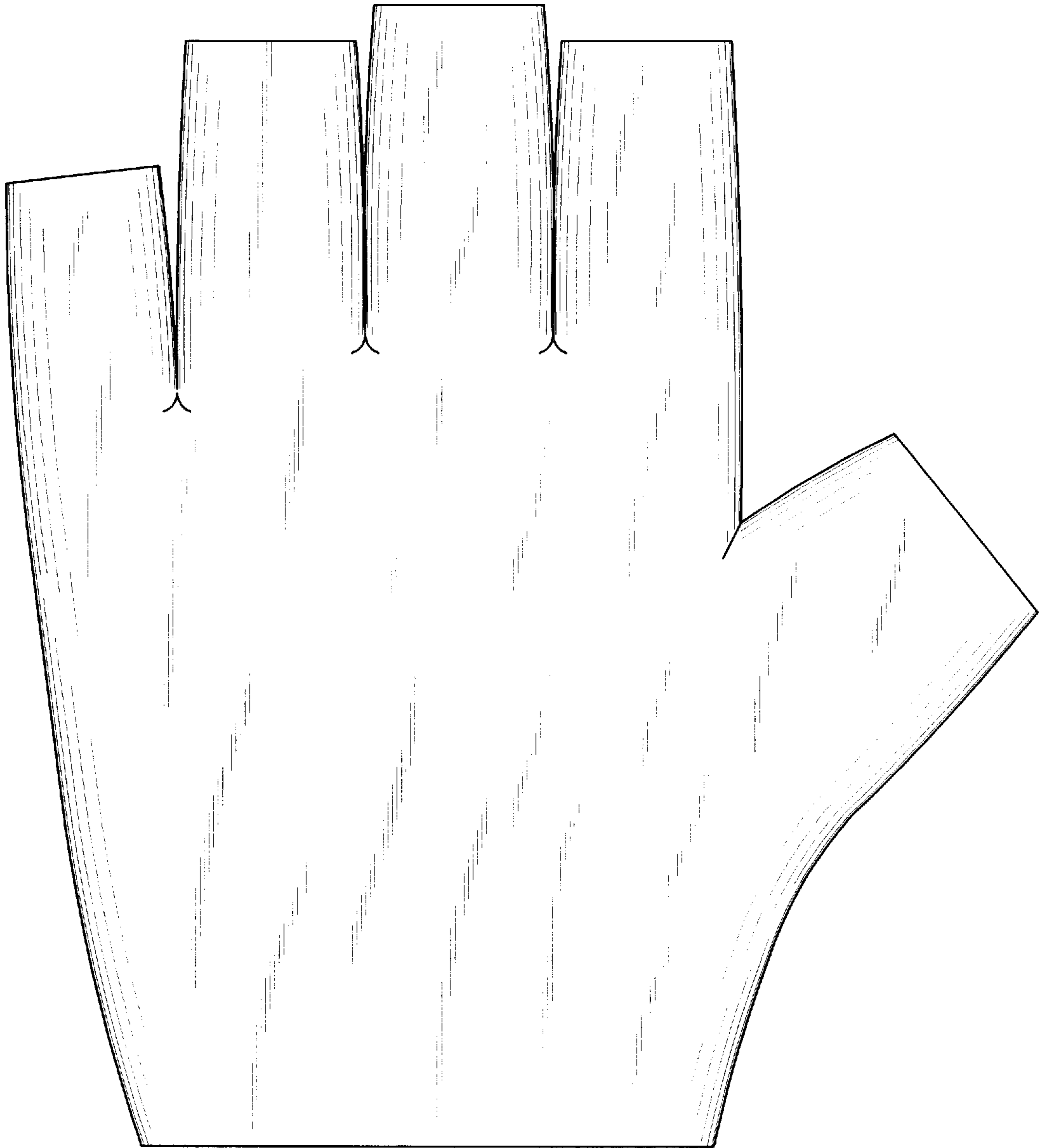


FIG. 3

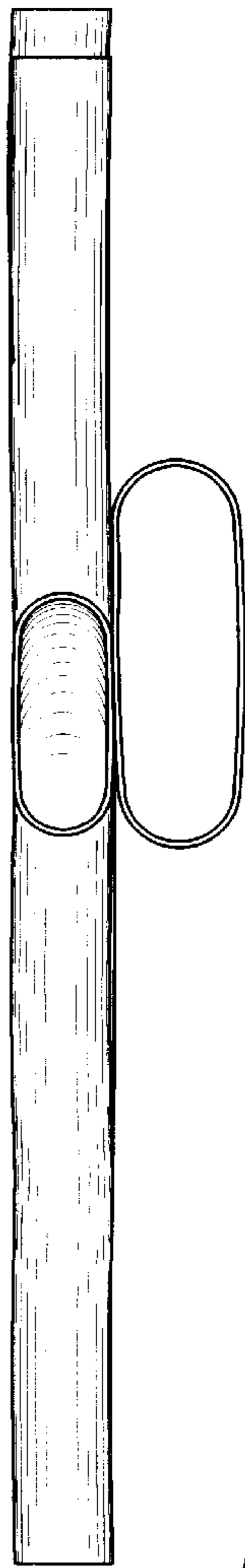


FIG. 4

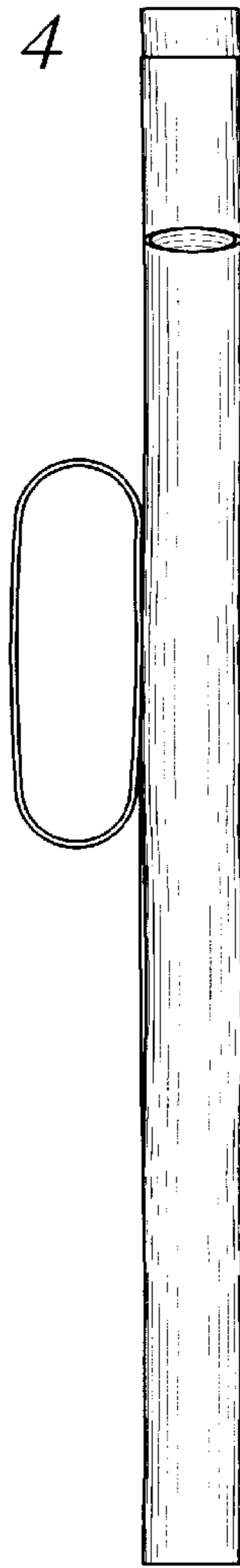


FIG. 5

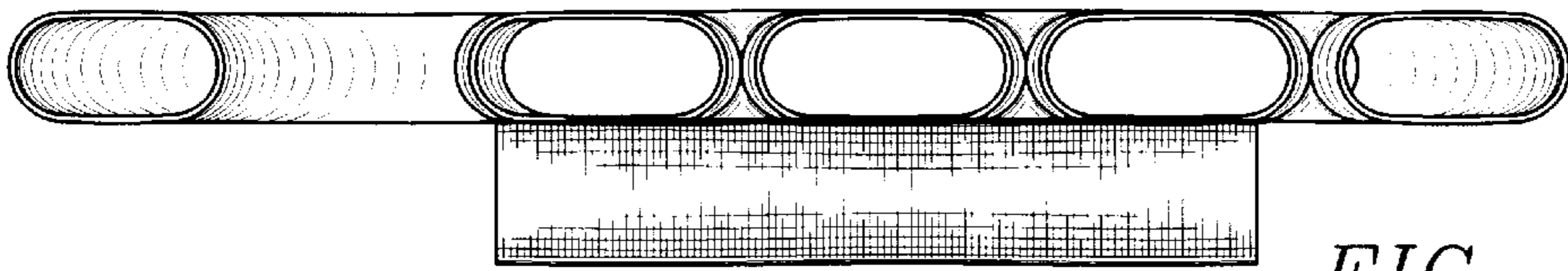


FIG. 6

