



US00D404887S

United States Patent [19] Prins

[11] **Patent Number:** **Des. 404,887**

[45] **Date of Patent:** ****Feb. 2, 1999**

[54] **SEGMENTABLE PASTRY**

[75] Inventor: **Timothy G. Prins**, Denver, Colo.

[73] Assignee: **Chef America, Inc.**, Englewood, Colo.

[**] Term: **14 Years**

[21] Appl. No.: **84,374**

[22] Filed: **Mar. 2, 1998**

[51] **LOC (6) Cl.** **01-01**

[52] **U.S. Cl.** **D1/129; D1/127; D1/128**

[58] **Field of Search** **D1/129, 128, 199, D1/122; 426/77-84, 104, 138, 282, 283, 439, 440, 514; 425/403; D7/672**

[56] **References Cited**

U.S. PATENT DOCUMENTS

D. 90,688	9/1933	Sherrill .	
D. 99,994	6/1936	Brooks .	
D. 148,602	2/1948	Bemis .	
D. 191,587	10/1961	Peterson	D7/672
D. 212,274	9/1968	Evans .	
D. 231,417	4/1974	Mariola .	
D. 266,030	9/1982	Madonia .	
D. 293,731	1/1988	Fry et al.	D1/199
D. 307,815	5/1990	Pärri et al.	D1/127
D. 309,520	7/1990	Thomassen et al.	D1/127 X
D. 364,492	11/1995	Bradfield et al.	D1/199
1,174,826	3/1916	Chapman .	
1,646,921	10/1927	Loose .	
1,936,835	11/1933	Fairchild	426/138
2,144,720	1/1939	Gibson .	

2,246,770	6/1941	Wessel .	
3,794,455	2/1974	Heiderpriem	425/403
3,941,892	3/1976	Glasser et al.	426/104
4,761,290	8/1988	Meraj et al. .	

Primary Examiner—Pamela Burgess
Attorney, Agent, or Firm—John S. Pratt; Kilpatrick Stockton LLP


[57] **CLAIM**

The ornamental design for a segmentable pastry, as shown and described.

DESCRIPTION

FIG. 1 is a perspective view of a first embodiment of the present invention showing the top, front, and right side; FIG. 2 is a top plan view of the invention shown in FIG. 1; FIG. 3 is a side elevational view, the opposite side of which is a mirror image, of the invention shown in FIG. 1; FIG. 4 is a bottom plan view of the invention shown in FIG. 1; FIG. 5 is an end elevational view, of which the opposite end is a mirror image, of the invention shown in FIG. 1; FIG. 6 is a perspective view of a second embodiment of the present invention, showing the top, front and right side; FIG. 7 is a top plan view of the invention shown in FIG. 6; FIG. 8 is a side elevational view, the opposite side of which is a mirror image, of the invention shown in FIG. 6; FIG. 9 is a bottom plan view of the invention shown in FIG. 6; and, FIG. 10 is an end elevational view, of which the opposite end is a mirror image, of the invention shown in FIG. 6.

1 Claim, 2 Drawing Sheets



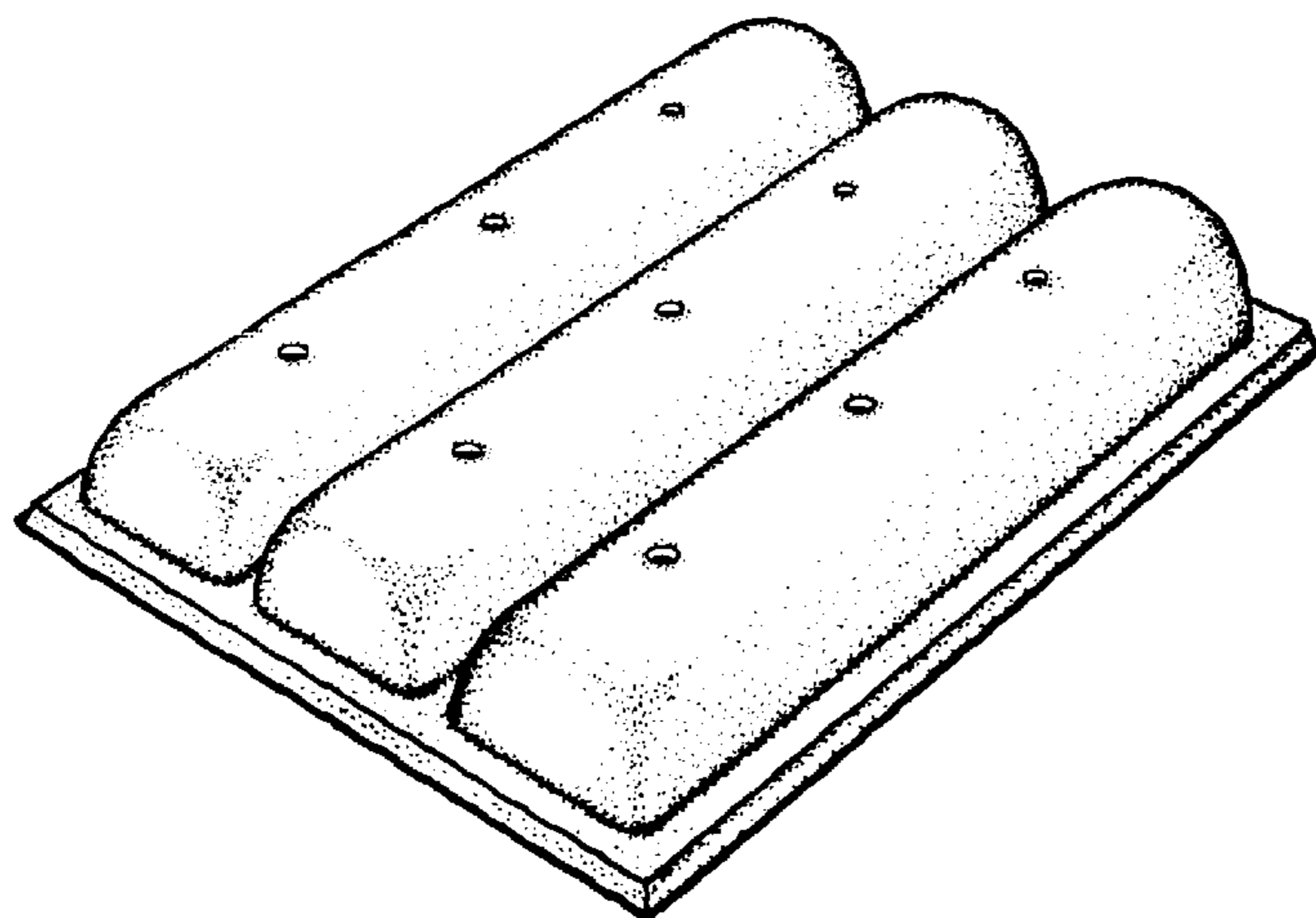


FIG 1

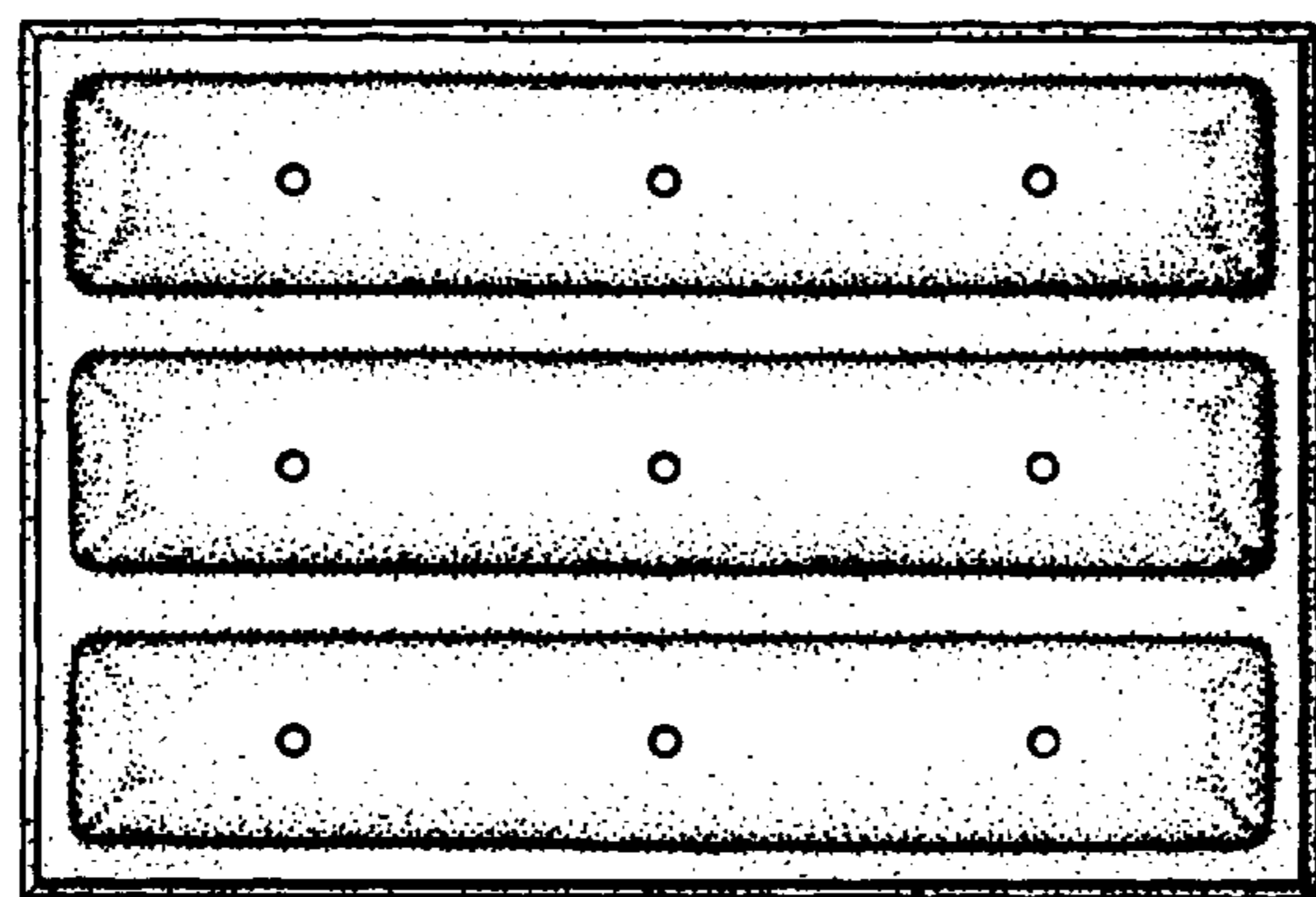


FIG 2




FIG 3




FIG 4



FIG 5

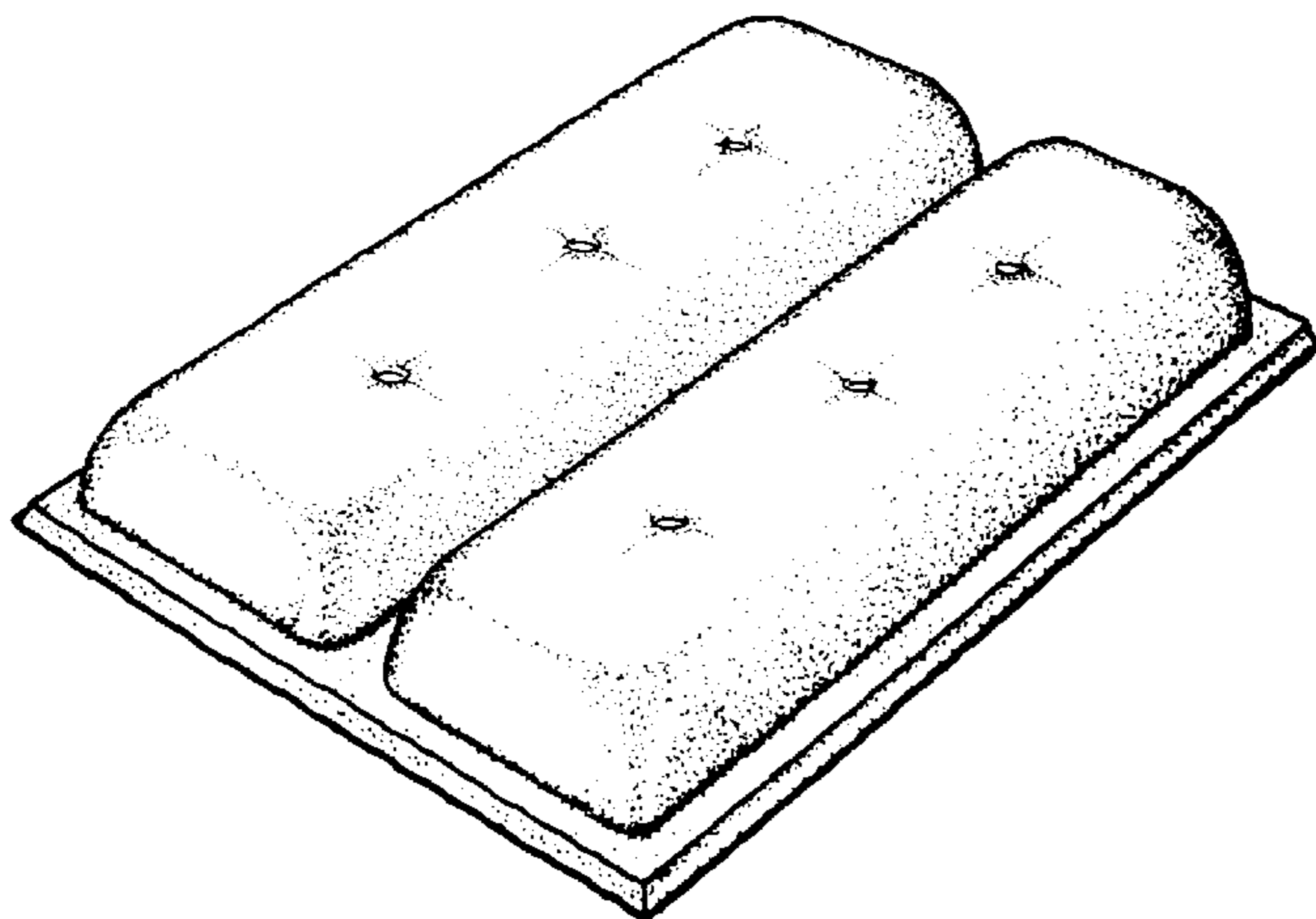


FIG 6

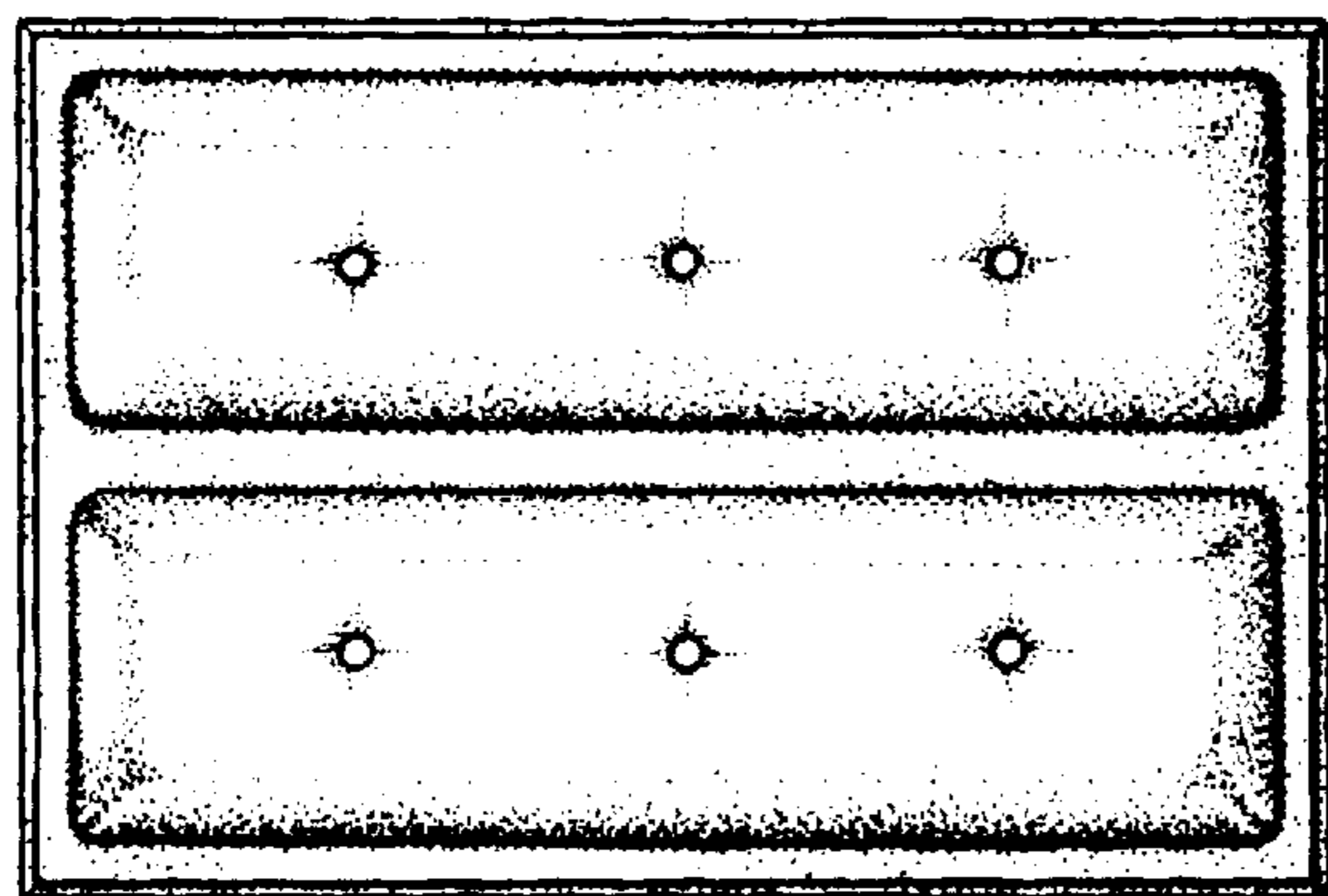


FIG 7




FIG 8




FIG 9



FIG 10

UNITED STATES PATENT AND TRADEMARK OFFICE
CERTIFICATE OF CORRECTION

PATENT NO. : Des. 404,887
DATED : February 2, 1999
INVENTOR(S) : Timothy G. Prins

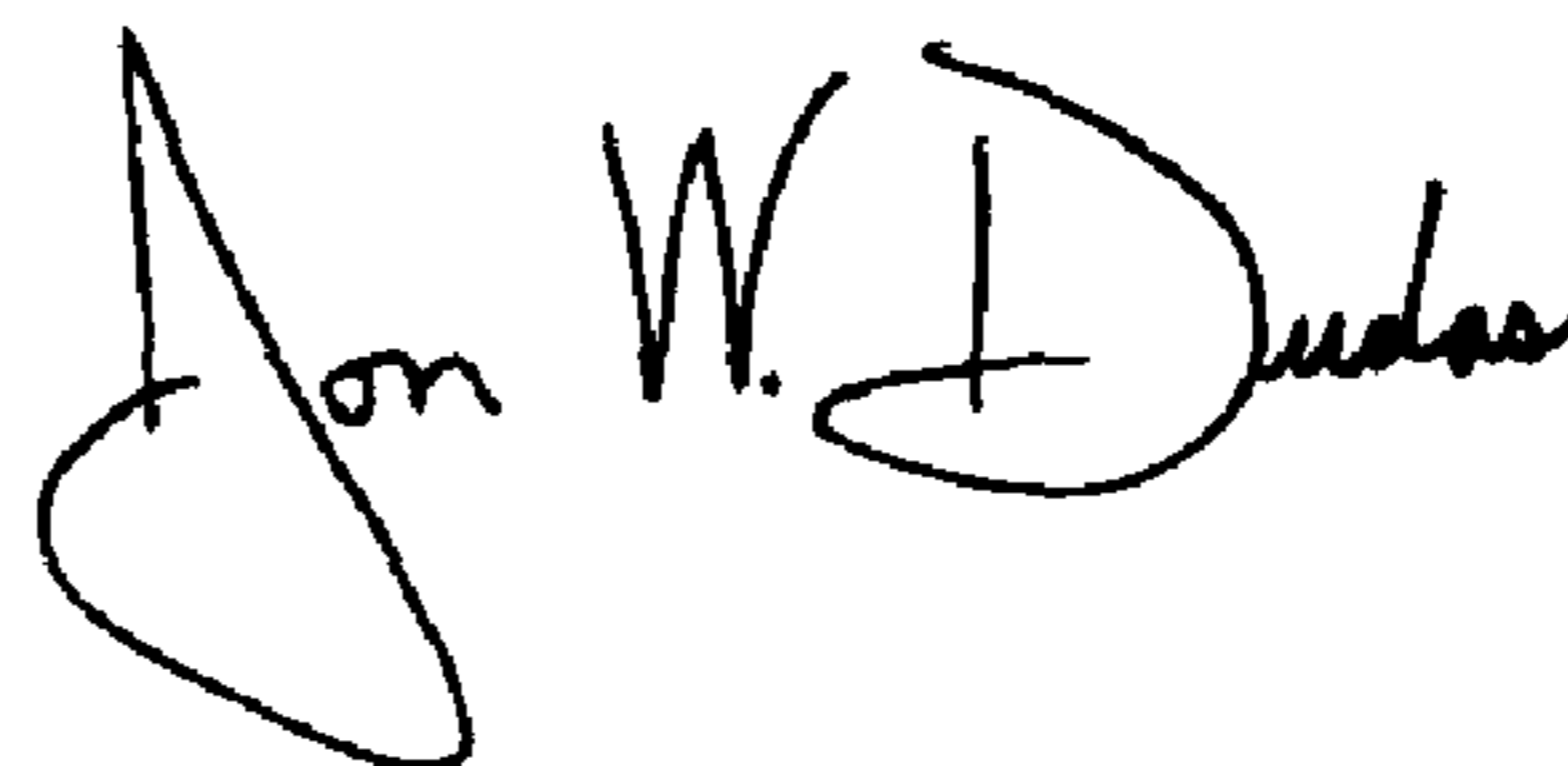
Page 1 of 1

It is certified that error appears in the above-identified patent and that said Letters Patent is hereby corrected as shown below:

Title page,
Item [21], delete "Appl No. 84,374" and insert -- Appl. N. 29/084,374 --.

Signed and Sealed this

Ninth Day of November, 2004

A handwritten signature in black ink that reads "Jon W. Dudas". The signature is written in a cursive style with a large, looped initial "J".

JON W. DUDAS
Director of the United States Patent and Trademark Office