



US00D404871S

United States Patent [19]
Golichowski et al.

[11] **Patent Number: Des. 404,871**

[45] **Date of Patent: **Jan. 26, 1999**

[54] **PLATFORM TRUCK**

[75] Inventors: **Gary D. Golichowski**, Inwood, W. Va.;
William A. LaFollette, Jr.; **Donald C. Presnell**, both of Stephens City, Va.

[73] Assignee: **Rubbermaid Commercial Products Inc.**, Winchester, Va.

[**] Term: **14 Years**

[21] Appl. No.: **86,118**

[22] Filed: **Apr. 6, 1998**

[51] **LOC (6) Cl.** **12-02**

[52] **U.S. Cl.** **D34/17; D34/27**

[58] **Field of Search** **D34/12-27; 280/47.2,**
280/47.18, 47.27, 47.24, 47.34, 651, 33.996,
33.991, 33.994

[56] **References Cited**

U.S. PATENT DOCUMENTS

D. 327,756	7/1992	Klein et al.	D34/1
D. 340,334	10/1993	Kean et al.	D34/17
D. 340,335	10/1993	Kean et al.	D34/17
D. 363,588	10/1995	Bancroft et al.	D34/17
4,077,644	3/1978	Roby et al.	280/47.34
4,203,609	5/1980	Mitchell et al.	280/47.11
4,618,157	10/1986	Resnick	280/8
4,796,909	1/1989	Kirkendall	280/651
4,889,360	12/1989	Havlovitz	280/655.1
4,917,401	4/1990	Iwaki	280/655
5,299,826	4/1994	Flowers	280/651

OTHER PUBLICATIONS

Pp. 48 and 49, Platform trucks; Lakeside Manufacturing Inc., 1977 South Allis Street, Milwaukee, Wisconsin 53207-1295. Publication date 1995.

Pp. 1474 and 1475, Platform trucks; Grainger, 333 Knightsbridge Parkway, Lincolnshire, Illinois 60069. Publication date 1995.

Pp. 228 and 229, Platform trucks; C & H Distributors, 400 South Fifth Street, Milwaukee, Wisconsin 53204. Publication date Jan., 1996.

Primary Examiner—Kay H. Chin

Attorney, Agent, or Firm—Richard B. O’Planick

[57] **CLAIM**

The ornamental design for a platform truck, as shown and described.

DESCRIPTION

FIG. 1 is a top right front perspective view of a platform truck showing our new design;

FIG. 2 is a front elevational view thereof;


FIG. 3 is a rear elevational view thereof;

FIG. 4 is a right side elevational view thereof; the left side elevational view being a mirror image; and,

FIG. 5 is a top plan view thereof.

The broken line showing of wheels in FIGS. 1 through 4 is for illustrative purposes only and forms no part of the claimed design.

1 Claim, 5 Drawing Sheets






FIG. 1

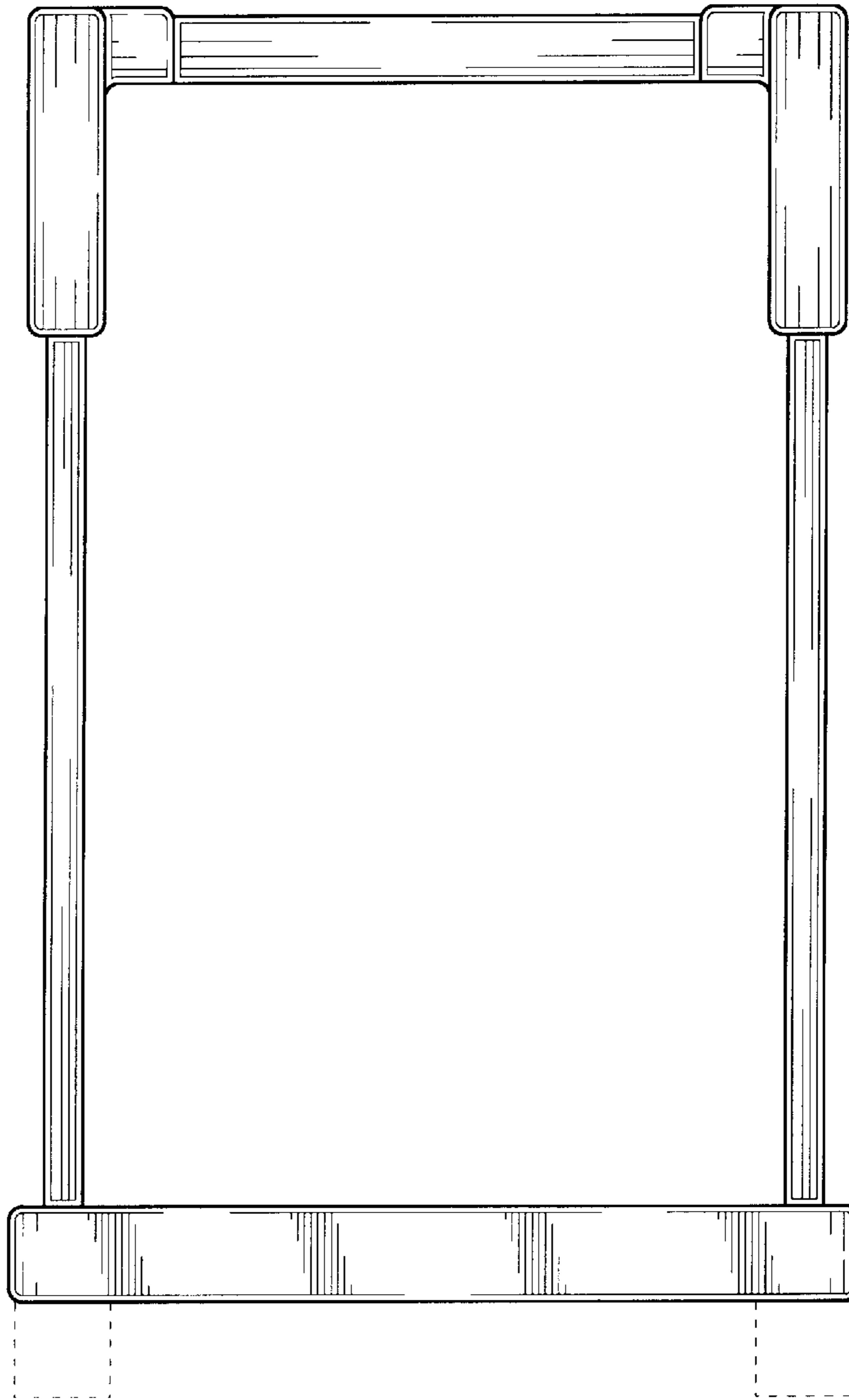


FIG. 2

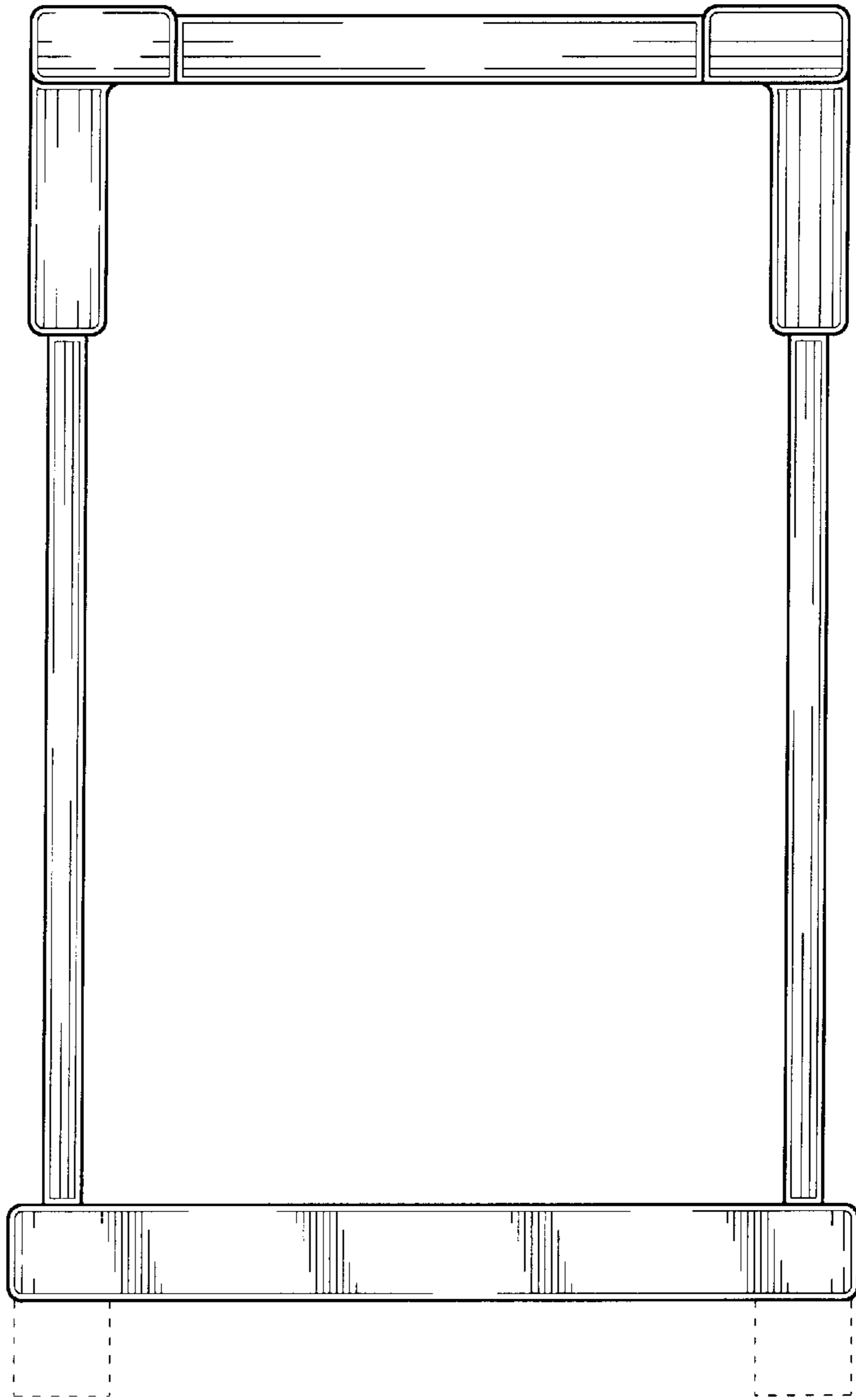
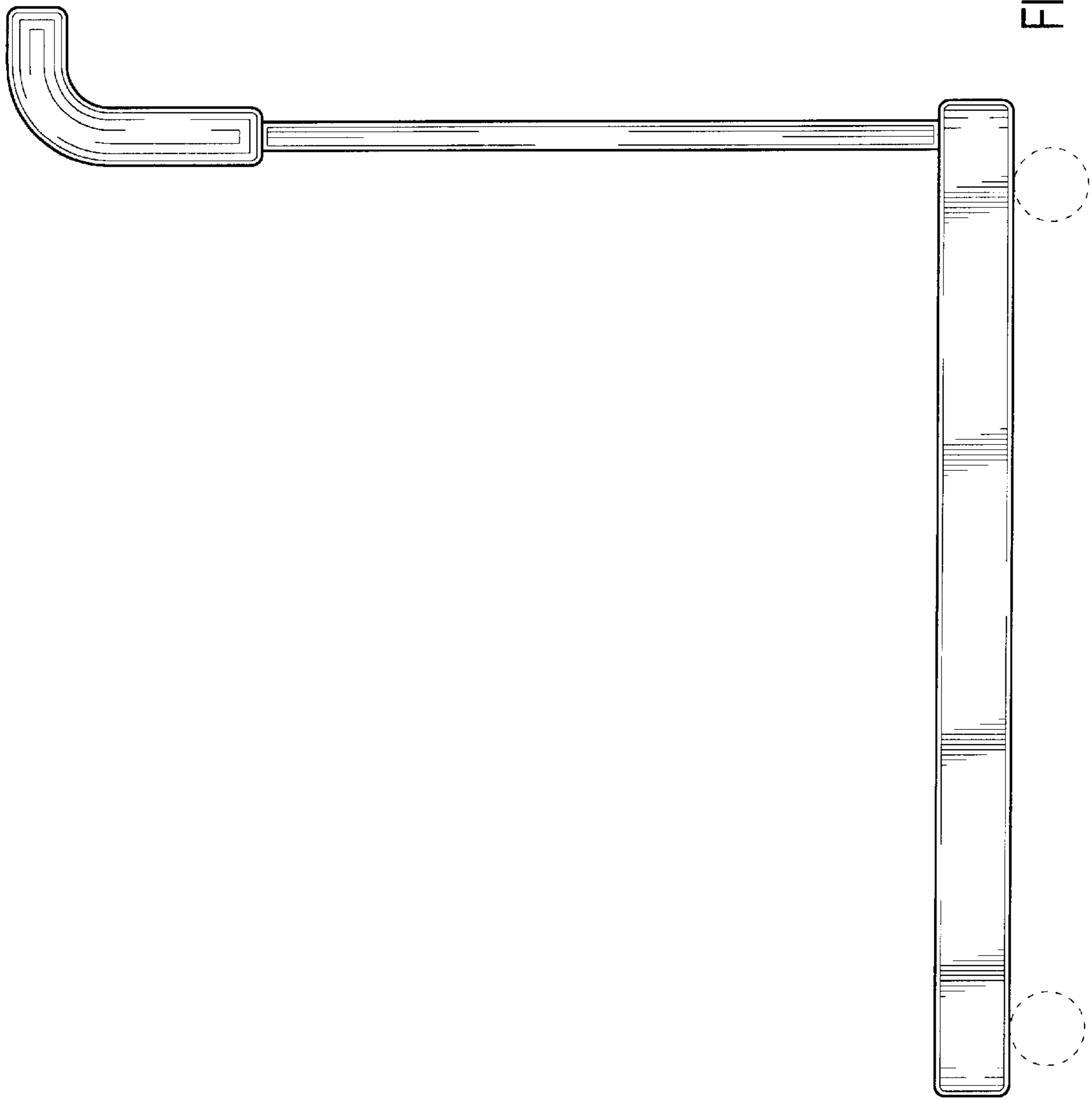


FIG. 3






FIG. 5