



US00D404863S

United States Patent [19]

Flohs

[11] **Patent Number: Des. 404,863**

[45] **Date of Patent: ***Jan. 26, 1999**

[54] **CAP AND CAB SPONGE BRUSH**

[76] Inventor: **Wayne R. Flohs**, 2134 Driscoll Rd.,
Dover Township, N.J. 08753

[**] Term: **14 Years**

[*] Notice: The terminal 15 months of this patent has
been disclaimed.

[21] Appl. No.: **801,106**

[22] Filed: **Dec. 2, 1991**

[51] **LOC (6) Cl.** **04-01**

[52] **U.S. Cl.** **D32/51**

[58] **Field of Search** D4/135, 137-138;
D32/40, 50-51; 15/114, 115, 116.2, 118,
119.2, 143.1, 220.1, 228, 244.1, 244.4

2,226,654 12/1940 Bates 15/244.1 X
2,260,390 10/1941 Lorenz 15/244.1
2,686,329 8/1954 King 15/244.1
2,908,931 10/1959 Schaefer 15/228
5,161,279 11/1992 Sager et al. 15/220.1

Primary Examiner—Holly Baynham
Assistant Examiner—Lavone D. Tabor

[57] CLAIM

The ornamental design for a cap and cab sponge brush, as shown and described.

DESCRIPTION


FIG. 1 is a front elevational view of the cap and cab sponge brush showing my new design;
FIG. 2 is a rear elevational view thereof;
FIG. 3 is a left side elevational view thereof;
FIG. 4 is a right side elevational view thereof;
FIG. 5 is an enlarged top plan view thereof; and,
FIG. 6 is an enlarged bottom plan view thereof.

[56] **References Cited**

U.S. PATENT DOCUMENTS

D. 159,243 7/1950 Atwood D32/51

1 Claim, 3 Drawing Sheets






FIG. 1


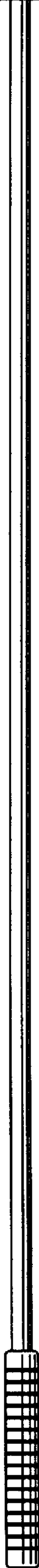


FIG. 2



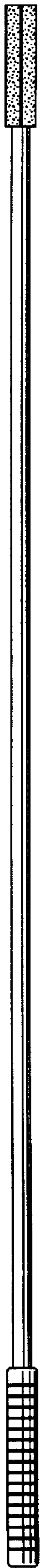


FIG. 3

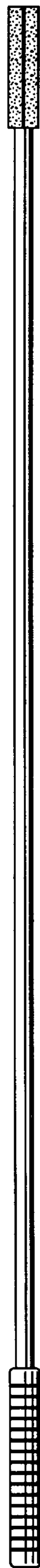


FIG. 4

FIG. 5

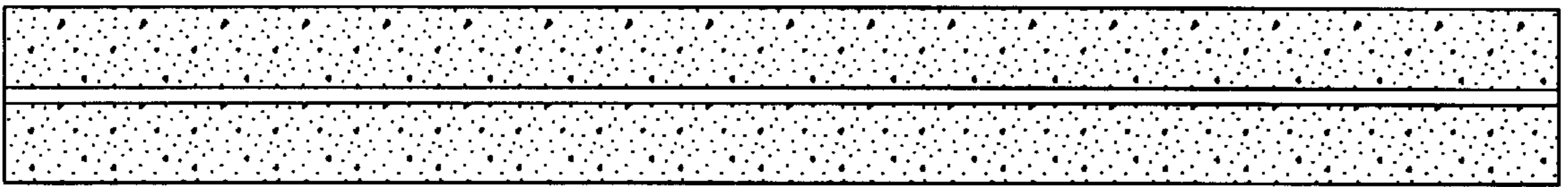


FIG. 6

