



US00D404860S

United States Patent [19]

Stützer et al.

[11] Patent Number: Des. 404,860

[45] Date of Patent: **Jan. 26, 1999

[54] VACUUM CLEANER

[75] Inventors: **Franz Alban Stützer**, Offenbach am Main; **Bernd Köhler**, Hanau Steinheim, both of Germany

[73] Assignee: **Rowenta-Werke GmbH**, Offenbach am Main, Germany

[**] Term: 14 Years

[21] Appl. No.: 76,294

[22] Filed: Sep. 8, 1997

[30] Foreign Application Priority Data

Mar. 7, 1997 [DE] Germany M 97 02 322.1

[51] LOC (6) Cl. 15-05

[52] U.S. Cl. D32/21

[58] Field of Search D32/1, 15, 21, D32/23; 15/327.2, 327.3, 327.4, 327.5, 327.6, 320-322, 301, 314, 328, 412

[56] References Cited

U.S. PATENT DOCUMENTS

D. 344,164 2/1994 Kuriya D32/21

D. 344,373 2/1994 Haverkamp D32/21

D. 368,993	4/1996	Stutzer et al.	D32/21
D. 373,665	9/1996	Nakamura et al.	D32/21
D. 374,955	10/1996	Umbach	D32/31
D. 377,854	2/1997	Clouet	D32/21
D. 378,452	3/1997	Kohler et al.	D32/21
D. 381,481	7/1997	Medema et al.	D32/31

Primary Examiner—Ruth McInroy
Attorney, Agent, or Firm—Cohen, Pontani, Lieberman & Pavane



[57] CLAIM

The ornamental design for a vacuum cleaner, as shown.

DESCRIPTION

FIG. 1 is a front perspective view of a vacuum cleaner showing our new design; FIG. 2 is a rear perspective view thereof; FIG. 3 is a left side elevational view thereof; FIG. 4 is a right side elevational view thereof; FIG. 5 is a front elevational view thereof; FIG. 6 is a rear elevational view thereof; FIG. 7 is a top plan view thereof; and, FIG. 8 is a bottom plan view thereof. The electric cord shown in all views is understood to represent an indeterminate length.

1 Claim, 3 Drawing Sheets






FIG. 1




FIG. 2




FIG. 3




FIG. 4




FIG. 5




FIG. 6




FIG. 7




FIG. 8