



US00D404818S

United States Patent [19]
Cruz

[11] **Patent Number: Des. 404,818**

[45] **Date of Patent: **Jan. 26, 1999**

[54] **COMBINATION ORTHOSIS FOR THE ELBOW AND WRIST JOINTS**

[76] Inventor: **Mark Cruz**, 444 Brown Trail, Hopatcong, N.J. 07843

[**] Term: **14 Years**

[21] Appl. No.: **77,922**

[22] Filed: **Oct. 14, 1997**

[51] **LOC (6) Cl.** **24-04**

[52] **U.S. Cl.** **D24/190**

[58] **Field of Search** D24/189-192; 602/5, 20, 21, 26, 16; 128/878, 881; 601/40

[56] **References Cited**

U.S. PATENT DOCUMENTS

2,553,277	5/1951	Robinson et al.	601/40
3,631,542	1/1972	Potter	601/40
3,707,963	1/1973	Keropian	602/21
4,945,902	8/1990	Dorer et al.	601/40

5,067,479	11/1991	Saringer et al.	601/40
5,103,807	4/1992	Makaran	602/21
5,466,192	11/1995	Castolo et al.	602/16
5,653,680	8/1997	Cruz	602/21

Primary Examiner—Doris V. Coles
Assistant Examiner—Gregory Andoll


[57] **CLAIM**

The ornamental design for a combination orthosis for the elbow and wrist joints, as shown and described.

DESCRIPTION

FIG. 1 is a top view of the combination orthosis for the elbow and wrist joints, showing my new design; FIG. 2 is a bottom view thereof; FIG. 3 is a side view thereof; FIG. 4 is the other side view thereof; FIG. 5 is a front view thereof; and, FIG. 6 is a back view thereof.

1 Claim, 3 Drawing Sheets






FIG. 1




FIG. 2




FIG. 3




FIG. 4




FIG. 5




FIG. 6