



US00D404806S

United States Patent [19]
Callahan

[11] **Patent Number: Des. 404,806**

[45] **Date of Patent: **Jan. 26, 1999**

[54] **STRIP FOR WATER SEALING STEEL BATH TUBS FROM STUDS AND DRY WALL**

2,143,033 1/1939 Sprier 52/35
2,143,034 1/1939 Sprier 52/35 X
2,145,215 1/1939 Sprier 52/35
4,691,392 9/1987 Whitney 4/595

[76] Inventor: **Joseph M. Callahan**, 1273 Industrial Parkway West, Suite 200, Hayward, Calif. 94544

Primary Examiner—Louis S. Zarfes
Assistant Examiner—Eric Watterson
Attorney, Agent, or Firm—Linval B. Castle

[**] Term: **14 Years**

[57] **CLAIM**

[21] Appl. No.: **70,331**

The ornamental design for a strip for water sealing steel bath tubs from studs and dry wall, as shown and described.

[22] Filed: **May 6, 1997**

DESCRIPTION

[51] **LOC (6) Cl.** **23-02**

[52] **U.S. Cl.** **D23/304; D25/119**

[58] **Field of Search** D23/303-311;
D25/119; 52/35; 4/538; 1/595

FIG. 1 is a perspective view of a strip for water sealing steel bath tubs from studs and dry wall, showing my new design, the broken line showing is for illustrative purposes only and forms no part of the claimed design;

[56] **References Cited**

U.S. PATENT DOCUMENTS

- D. 162,842 4/1951 Klein D25/119
- D. 340,110 10/1993 Reed et al. D25/119
- D. 377,505 1/1997 Thompson D25/119 X
- D. 379,299 5/1997 Fitzgibbons D25/119 X
- 1,836,911 12/1931 Fitch D25/119 X
- 2,090,588 8/1937 Witsell 52/35

FIG. 2 is an end view, the opposite side being a mirror image thereof;

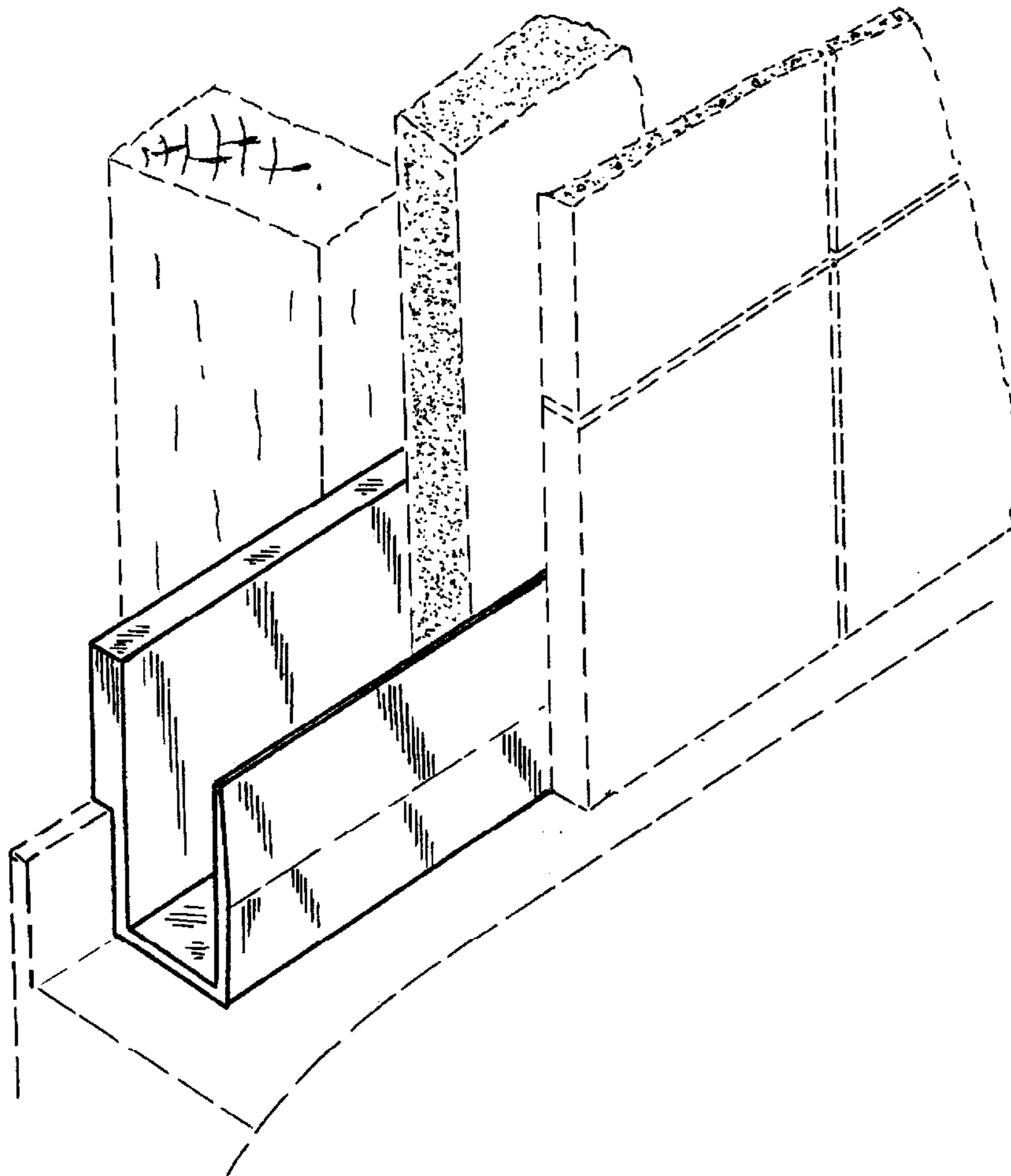
FIG. 3 is a side elevational view thereof;

FIG. 4 is a top plan view thereof;

FIG. 5 is a side elevational view thereof; and,

FIG. 6 is a bottom view thereof.

1 Claim, 1 Drawing Sheet



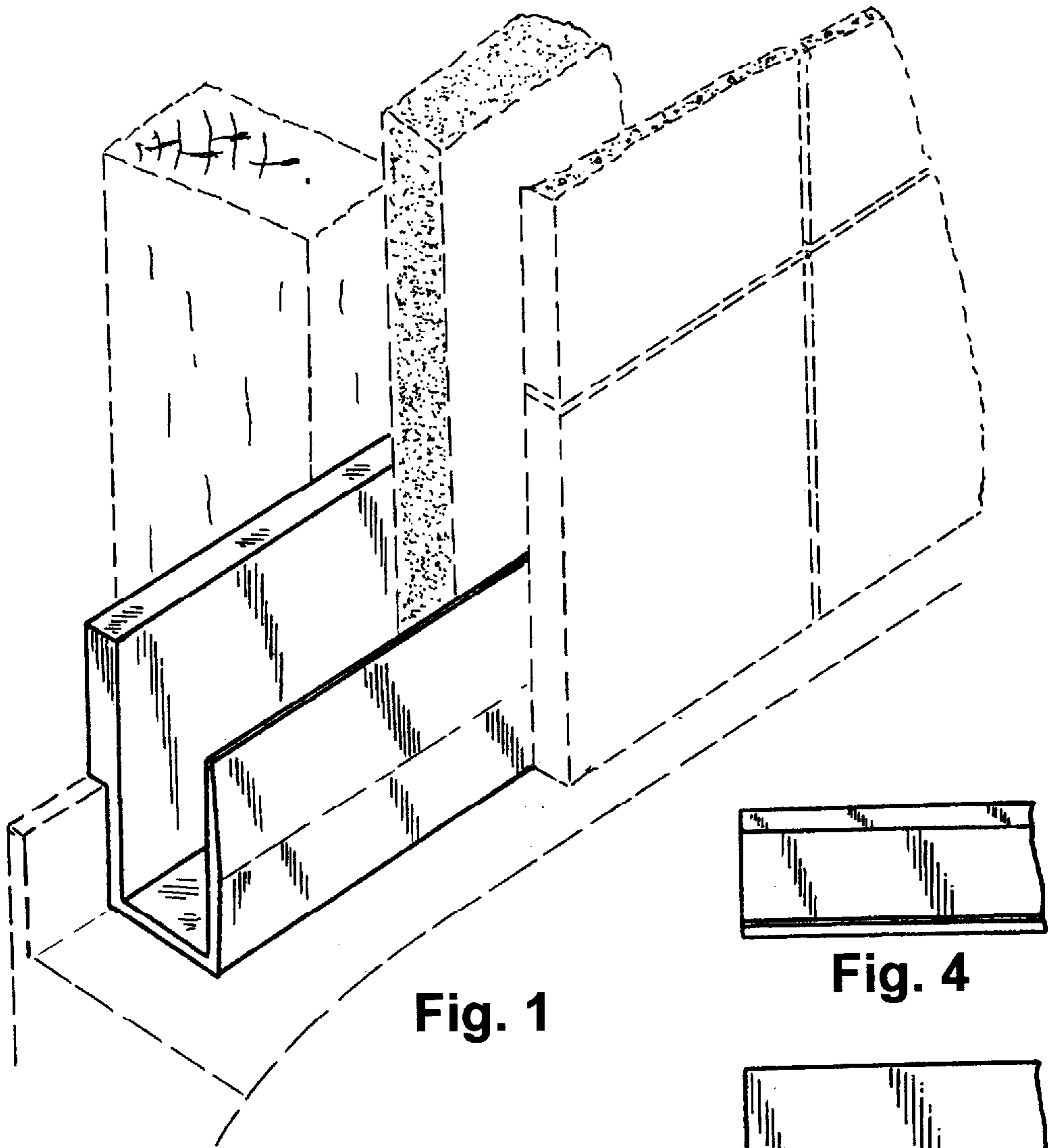


Fig. 1



Fig. 4

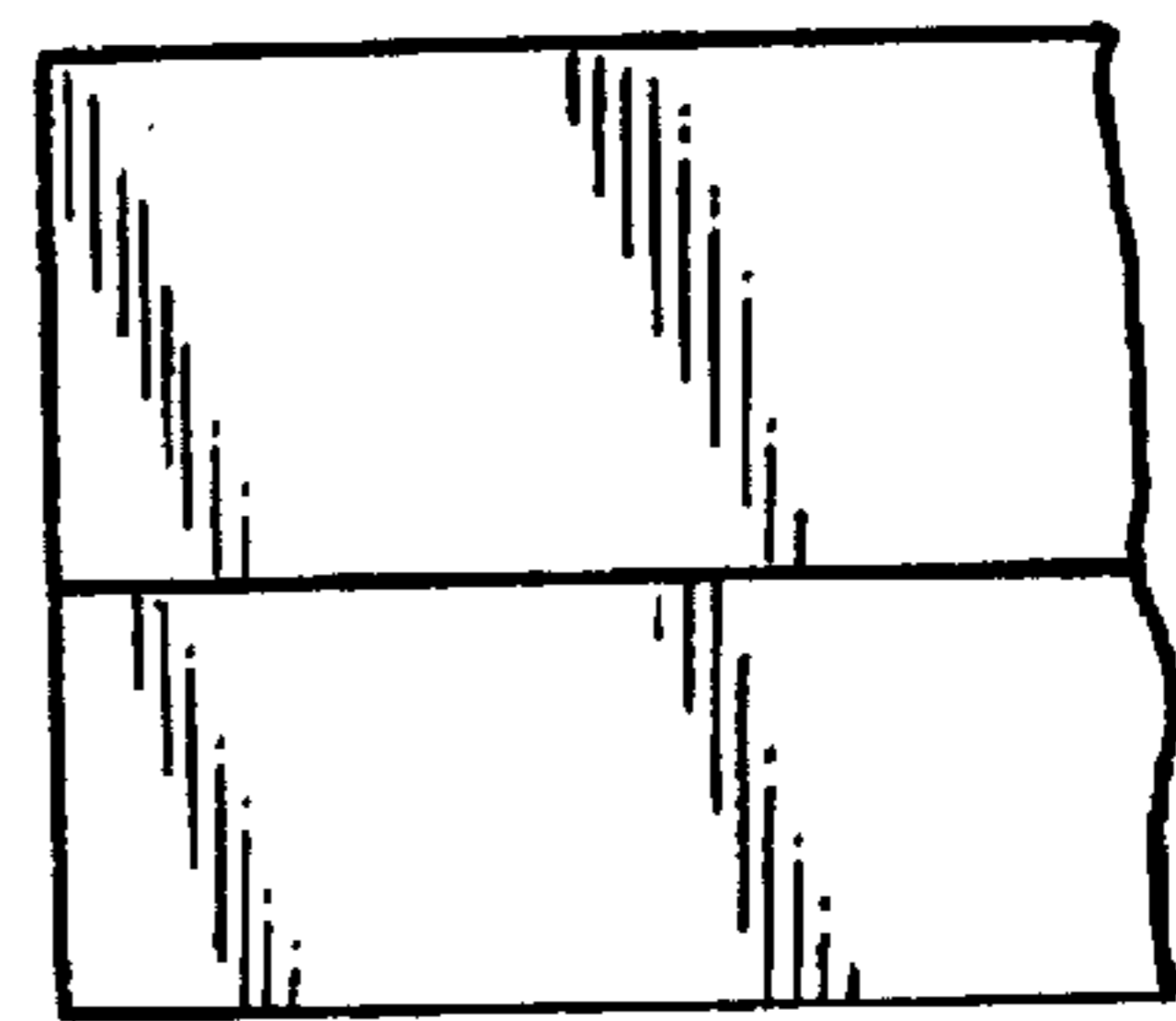


Fig. 5




Fig. 2

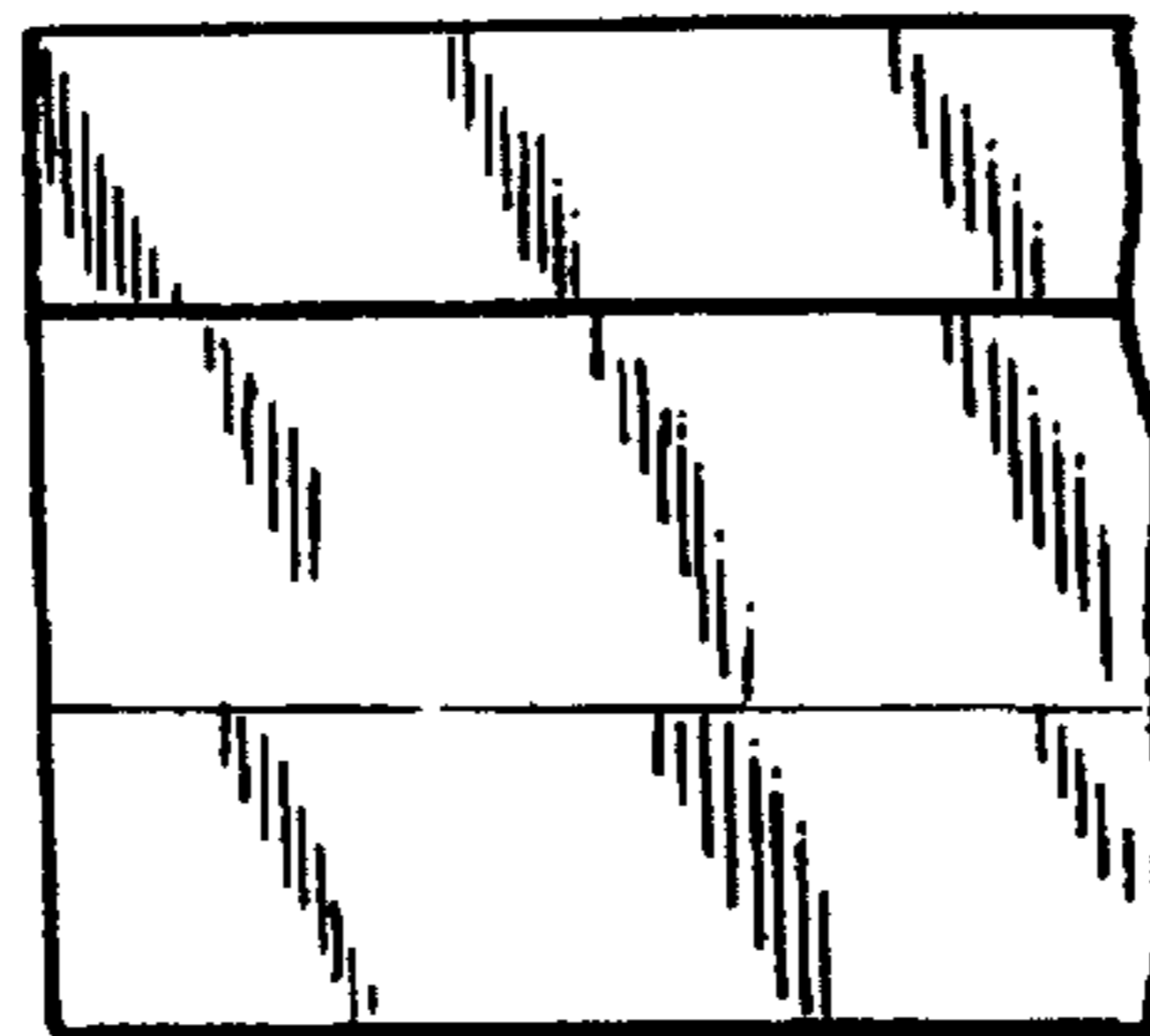


Fig. 3

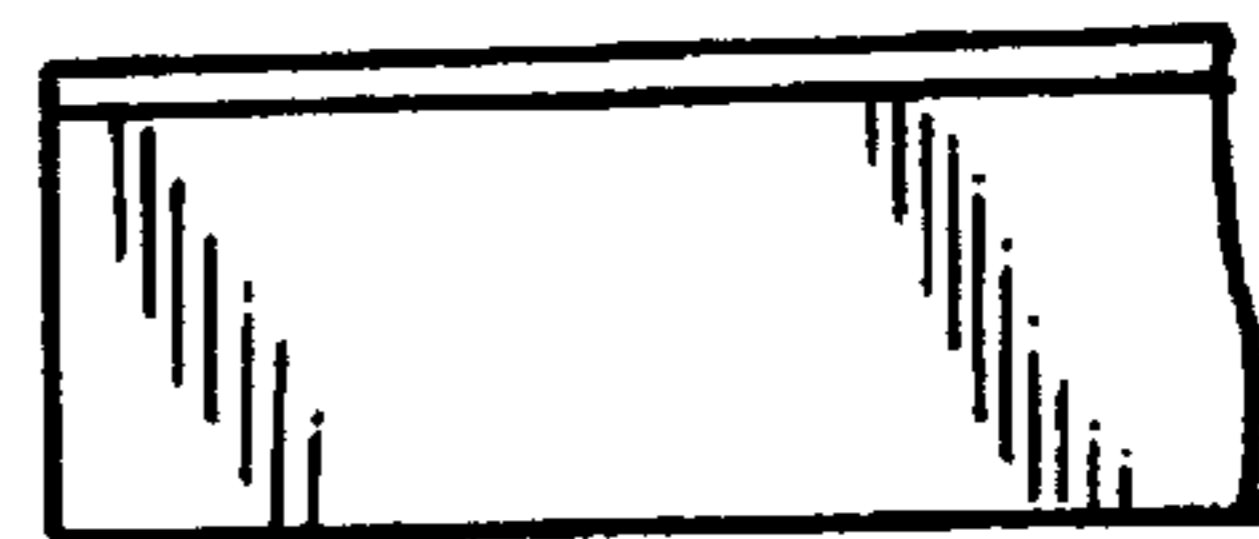


Fig. 6