



US00D404794S

United States Patent [19] Pingel

[11] **Patent Number: Des. 404,794**

[45] **Date of Patent: ***Jan. 26, 1999**

[54] **BUTT SECTION OF A MULTIPLE SECTION FISHING ROD**

[75] Inventor: **Robert L. Pingel**, Carrollton, Tex.

[73] Assignee: **Comfort Grip Systems, LLC**, Darien, Conn.

[*] Notice: The term of this patent shall not extend beyond the expiration date of Pat. No. D. 400,964.

[**] Term: **14 Years**

[21] Appl. No.: **78,514**

[22] Filed: **Oct. 28, 1997**

Related U.S. Application Data

[63] Continuation-in-part of Ser. No. 76,598, Sep. 10, 1997.

[51] **LOC (6) Cl. 22-05**

[52] **U.S. Cl. D22/142**

[58] **Field of Search D22/142, 137, D22/138, 139; 43/23, 18.1**

[56] References Cited

U.S. PATENT DOCUMENTS

D. 162,256	2/1951	Stine	D22/142
D. 260,676	9/1981	Hiraishi et al.	D22/142
D. 272,462	1/1984	Leroue	D22/142
D. 338,515	8/1993	Onishi	D22/142

D. 351,012	9/1994	Burghoff	D22/142
2,965,995	12/1960	Lasky	43/23
3,222,811	12/1965	Henson	43/18.1
4,038,719	8/1977	Bennett	16/110 R
4,516,351	5/1985	Highby	43/23
4,693,029	9/1987	Yamamoto et al.	43/23
4,793,087	12/1988	McGee	43/23
4,848,022	7/1989	Ozeki et al.	43/23
4,905,400	3/1990	Brackett et al.	43/23
5,125,130	6/1992	Stanish	16/110 R
5,396,727	3/1995	Furuya et al.	43/23
5,440,784	8/1995	Hull et al.	16/110 R
5,482,072	1/1996	Cimino	135/72
5,509,228	4/1996	Wright, Jr.	43/23
5,556,092	9/1996	Theken	273/75

Primary Examiner—Doris V. Coles
Attorney, Agent, or Firm—Dennis T. Griggs

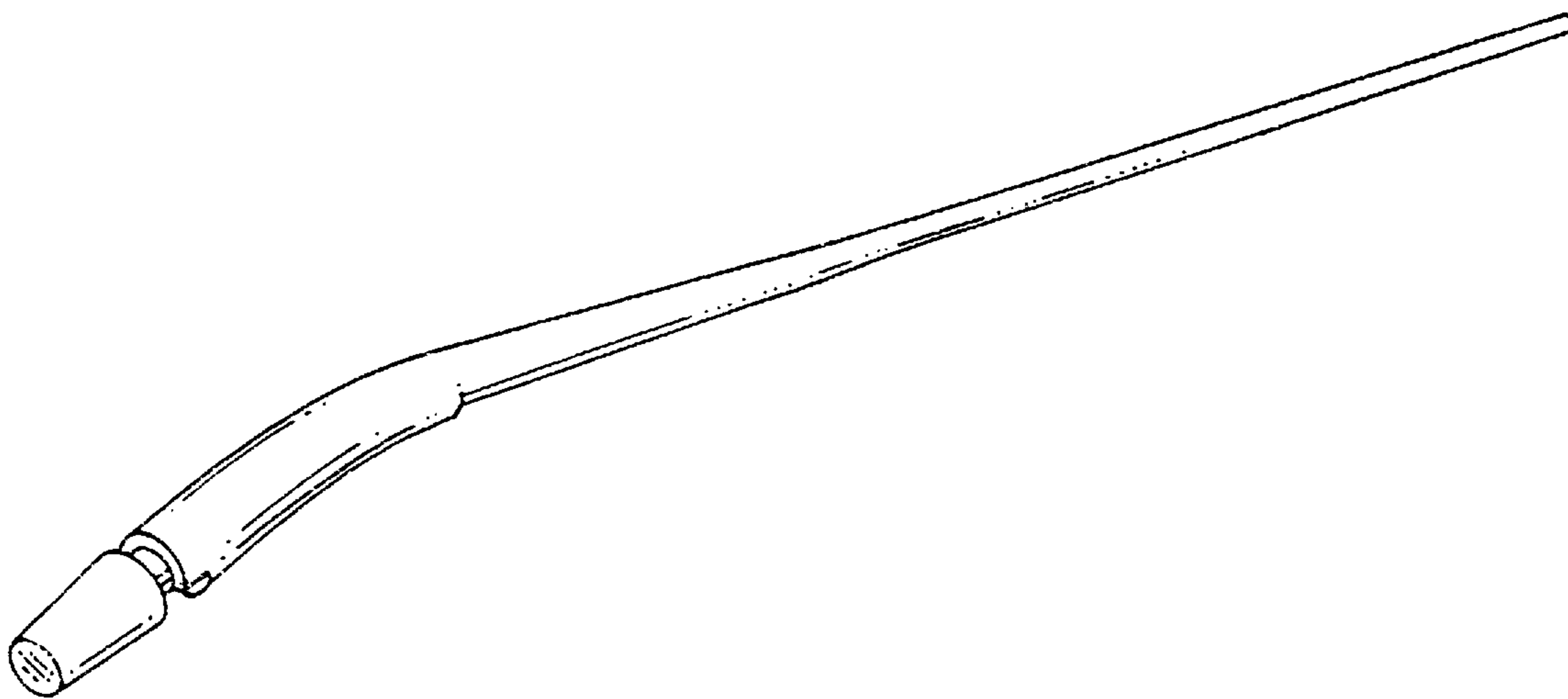
[57] CLAIM

The ornamental design for a butt section of a multiple section fishing rod, as shown and described.

DESCRIPTION

FIG. 1 is a perspective view of the butt section of a multiple section fishing rod according to my new design; FIG. 2 is a left side elevational view thereof, the right side elevational view being the mirror image thereof; FIG. 3 is a top plan view thereof; FIG. 4 is a bottom plan view thereof; FIG. 5 is a front elevational view thereof; and, FIG. 6 is a rear elevational view thereof.

1 Claim, 2 Drawing Sheets



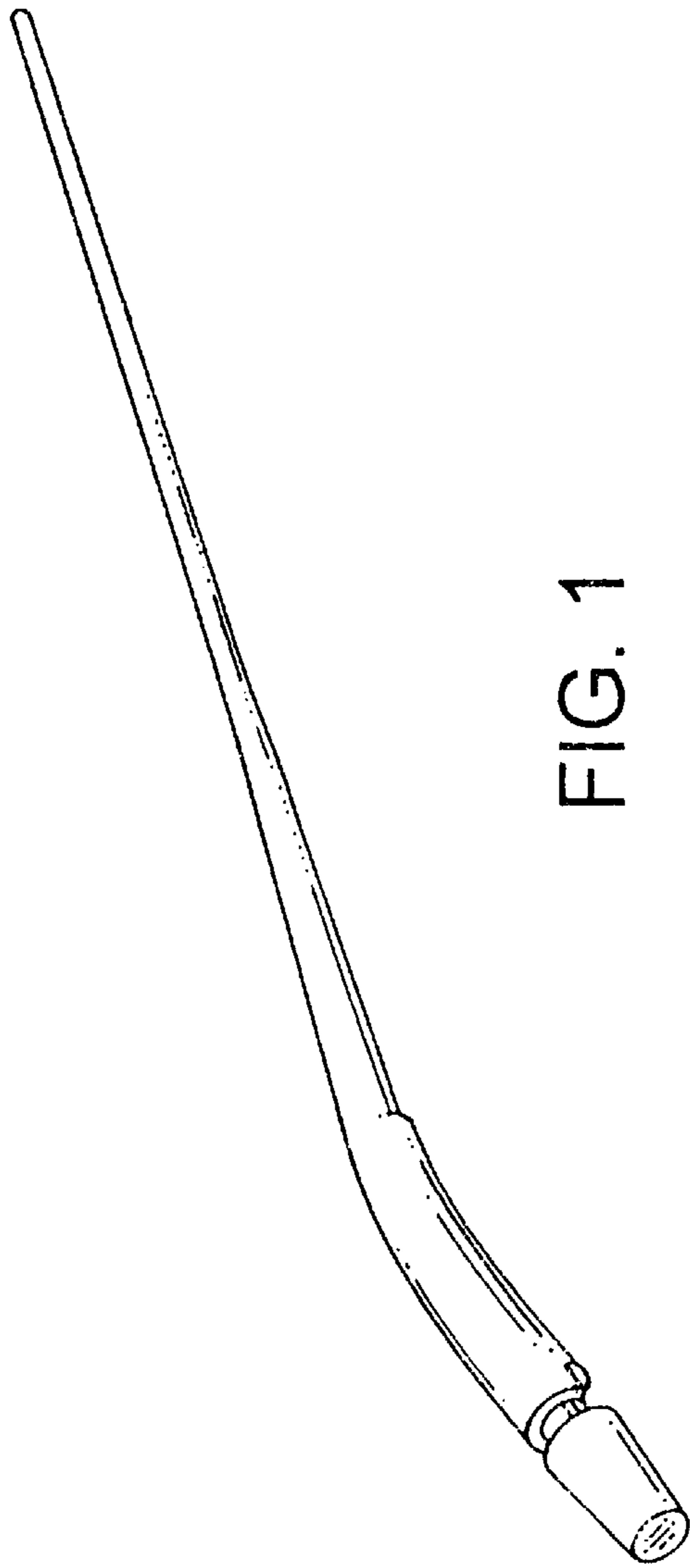


FIG. 1

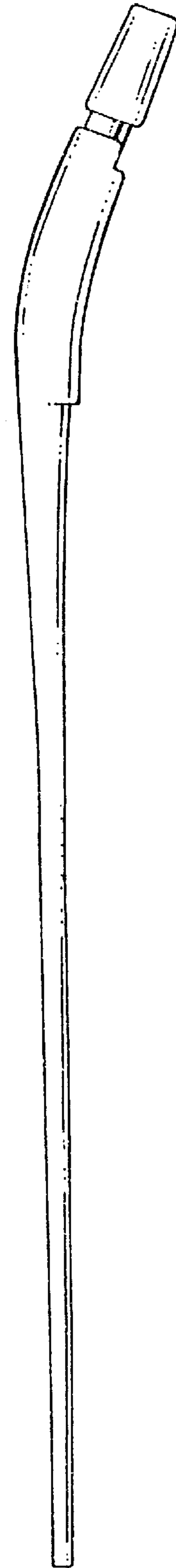


FIG. 2

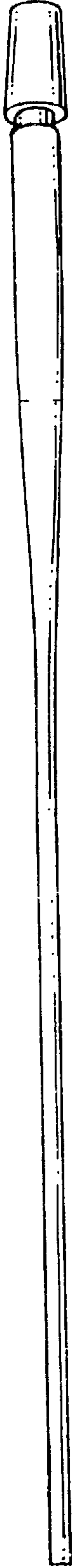


FIG. 3

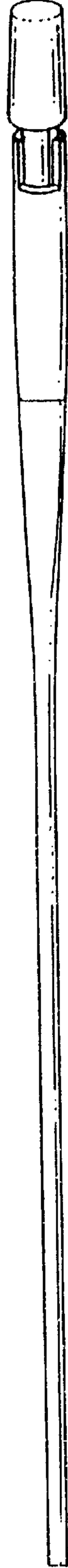


FIG. 4



FIG. 5

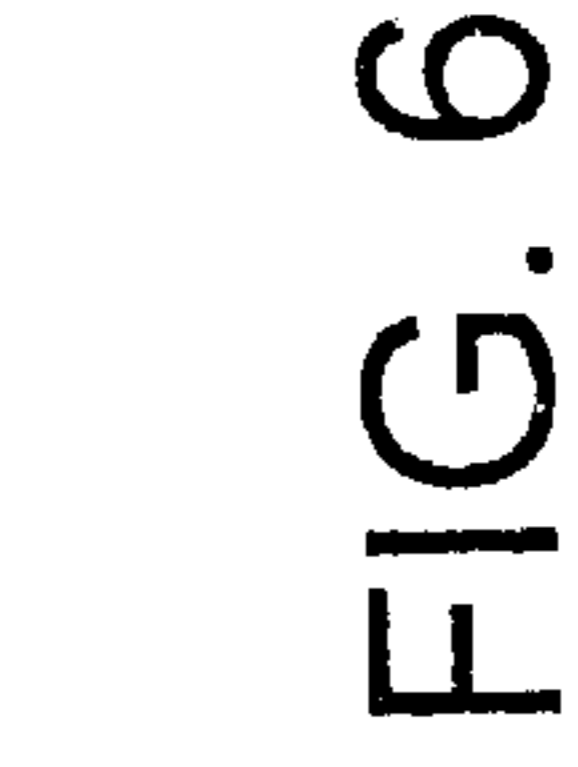


FIG. 6