



US00D404776S

**United States Patent** [19]  
**Fertig**

[11] **Patent Number: Des. 404,776**

[45] **Date of Patent: \*\*Jan. 26, 1999**

[54] **DOLL** 3,253,282 5/1966 Seham ..... D21/648

[75] Inventor: **John K. Fertig**, Wheaton, Ill.

[73] Assignee: **Fertig-Stubenfoll Design Group, L.L.C.**, Oak Brook, Ill.

[\*\*] Term: **14 Years**

[21] Appl. No.: **82,240**

[22] Filed: **Jan. 20, 1998**

[51] **LOC (6) Cl.** ..... **21-01**

[52] **U.S. Cl.** ..... **D21/648**

[58] **Field of Search** ..... D21/648, 649,  
D21/645, 639, 631, 621; 446/238, 376-384;  
D2/793, 818; D11/160

[56] **References Cited**

**U.S. PATENT DOCUMENTS**

D. 167,837	9/1952	Kirk	.....	D21/648
D. 187,418	3/1960	Chapman	.....	D2/793
D. 281,004	10/1985	Kirshner et al.	.....	D21/648
D. 362,339	9/1995	Jackson	.....	D21/648

**OTHER PUBLICATIONS**

A & H Doll Manufacturing Corp. Catalog, Mar. 1965, p. 3, dolls.

Premier Doll Togs, Inc. Catalog, 1969-1970, p. 2 dolls, 911, 932 and 936.

*Primary Examiner*—Lucy Lieberman

*Attorney, Agent, or Firm*—Dick & Harris

[57] **CLAIM**

The ornamental design for a doll, as shown.

**DESCRIPTION**

FIG. 1 is a perspective view of the doll showing my new ornamental design therefore;

FIG. 2 is a front elevational view thereof;

FIG. 3 is a rear elevational view thereof;

FIG. 4 left side elevational view thereof;

FIG. 5 right side elevational view thereof;

FIG. 6 is a top plan view thereof; and,

FIG. 7 is a bottom plan view thereof.

**1 Claim, 4 Drawing Sheets**



Fig 1



FIG 3

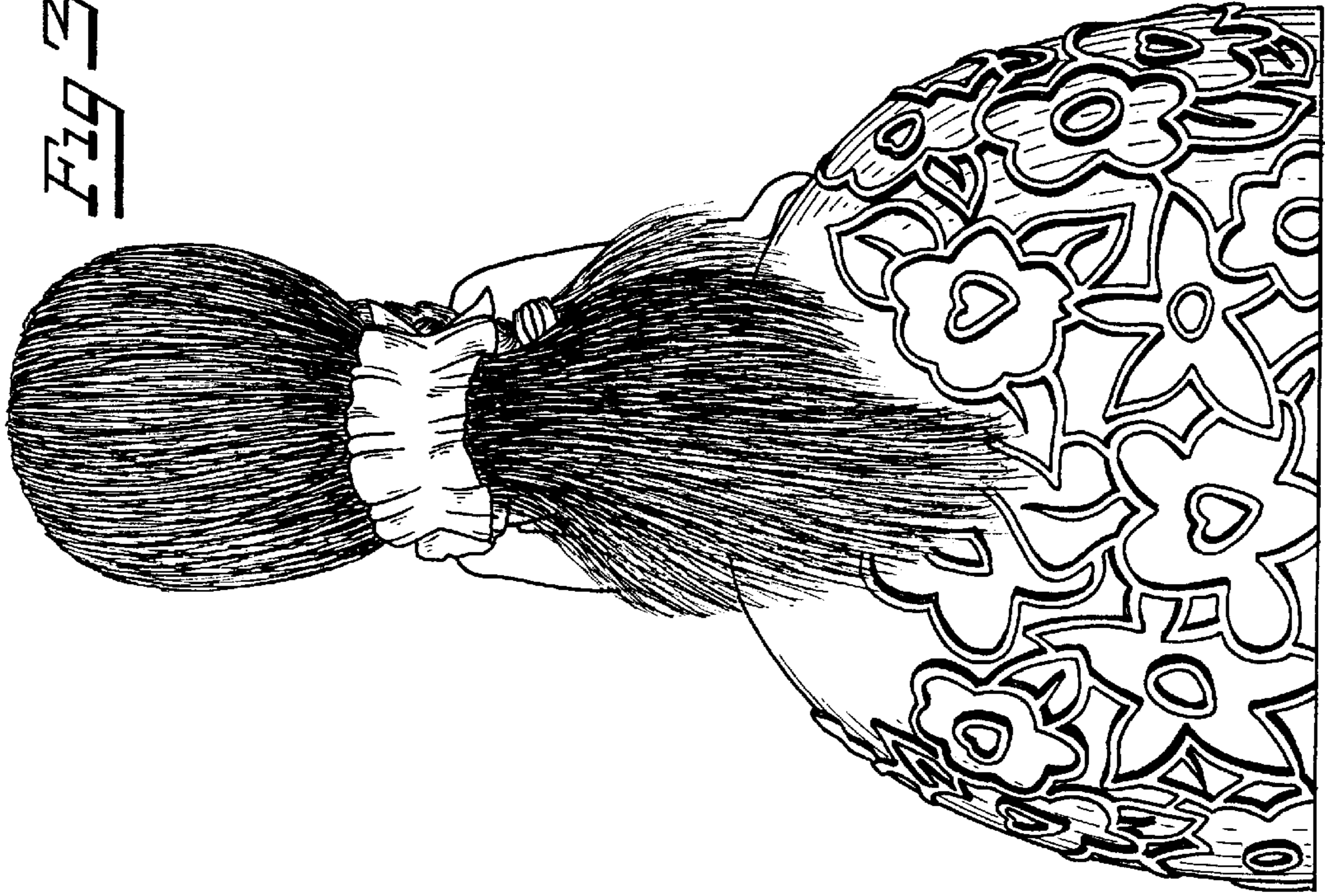



FIG 2






FIG 5

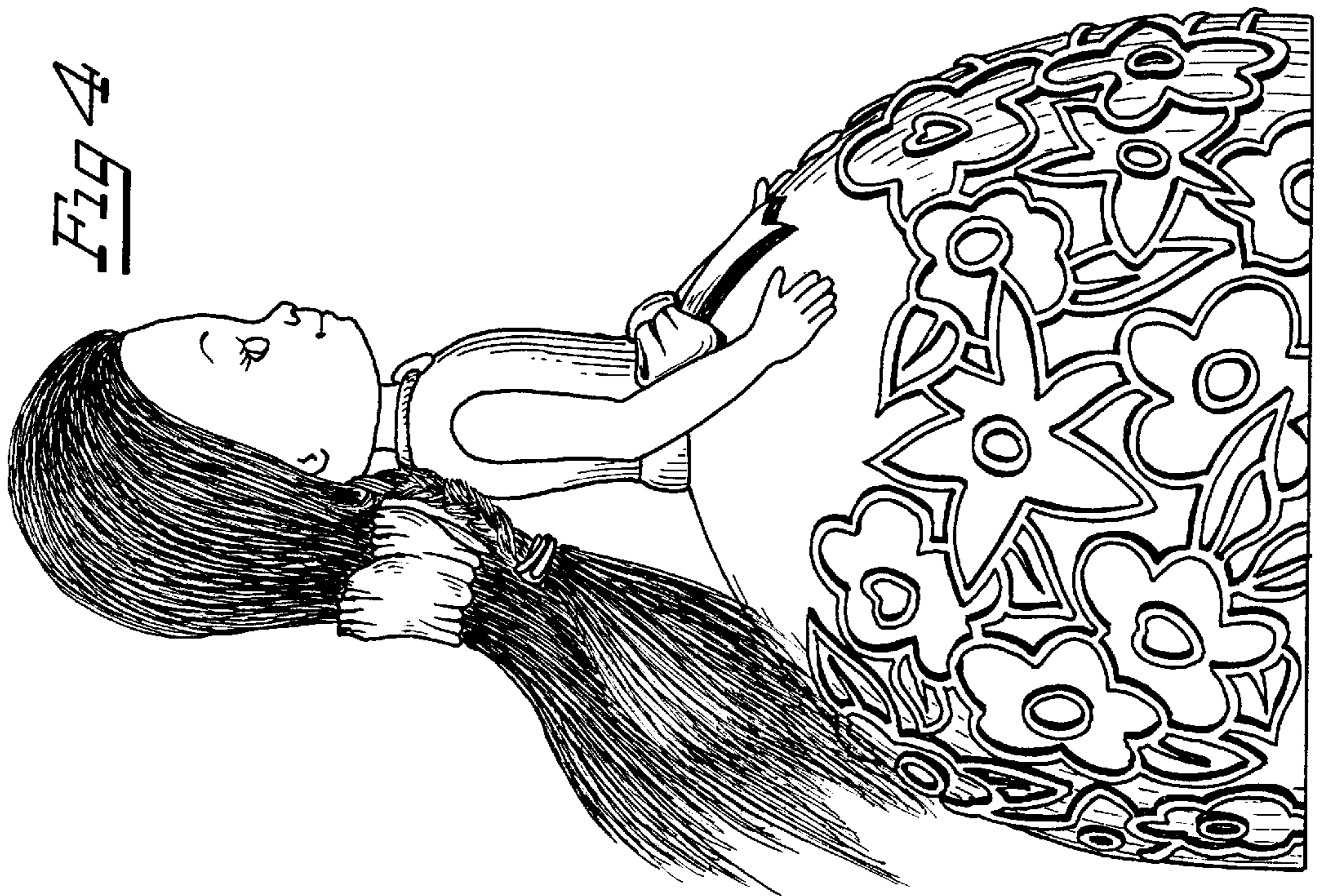


FIG 4

Fig 6




Fig 7

