



US00D404766S

United States Patent [19]
Lin

[11] **Patent Number: Des. 404,766**

[45] **Date of Patent: **Jan. 26, 1999**

[54] **PEN CLIP HAVING AN INTEGRAL FRAME**

D. 364,186 11/1995 Kuo D19/48
2,159,745 5/1939 Marshall 40/334
4,285,101 8/1981 Hanna 24/11 CT

[76] Inventor: **Stephen Lin**, 315 Santa Cruz Rd.,
Arcadia, Calif. 91007

[**] Term: **14 Years**

Primary Examiner—Martie K. Holtje
Attorney, Agent, or Firm—Morland C. Fischer

[21] Appl. No.: **89,989**

[57] **CLAIM**

[22] Filed: **Jun. 25, 1998**

The ornamental design for a pen clip having an integral frame, as shown and described.

[51] **LOC (6) Cl.** **19-06**

DESCRIPTION

[52] **U.S. Cl.** **D19/56; D19/51; D19/54**

[58] **Field of Search** D6/300–314; D19/35,
D19/36, 41–51, 53–55, 56, 57–58, 81–85;
401/243–247, 262, 202; 24/11 R, 11 PP,
11 CC, 11 HC, 10 A; 40/334, 618

FIG. 1 is a perspective view showing the top, front and right side of a pen clip having an integral frame which forms my invention, the outline of a pen in this and other figures being for illustrative purposes only and forming no part of my invention;

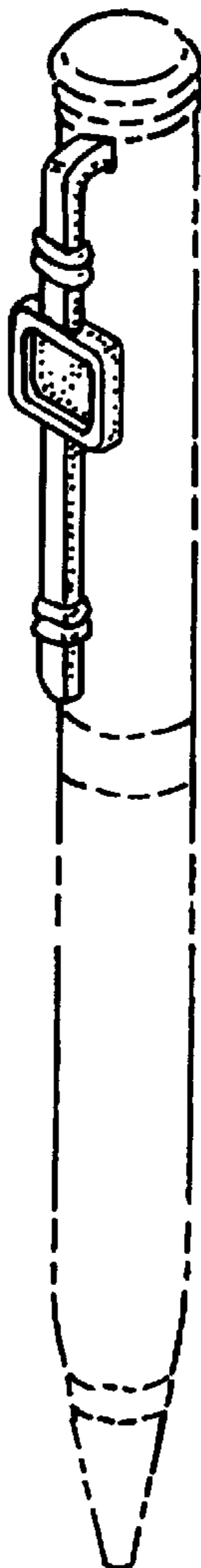
[56] **References Cited**

FIG. 2 is a front elevational view thereof;
FIG. 3 is a left side elevational view thereof, this view and the opposite right side elevational view being mirror images;
FIG. 4 is a top plan view thereof; and,
FIG. 5 is a bottom plan view thereof.

U.S. PATENT DOCUMENTS

D. 047,896 9/1915 Riker D19/56
D. 102,930 1/1937 Silverman D19/56
D. 160,750 10/1950 Stupell et al. D19/56
D. 331,780 12/1992 Cheng D19/57

1 Claim, 1 Drawing Sheet



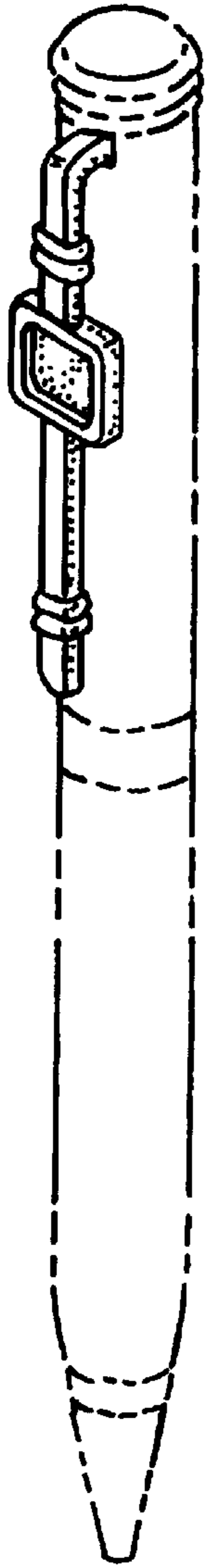


Fig. 1

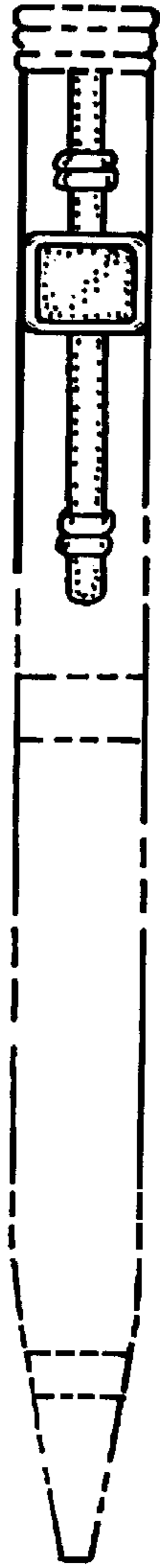


Fig. 2

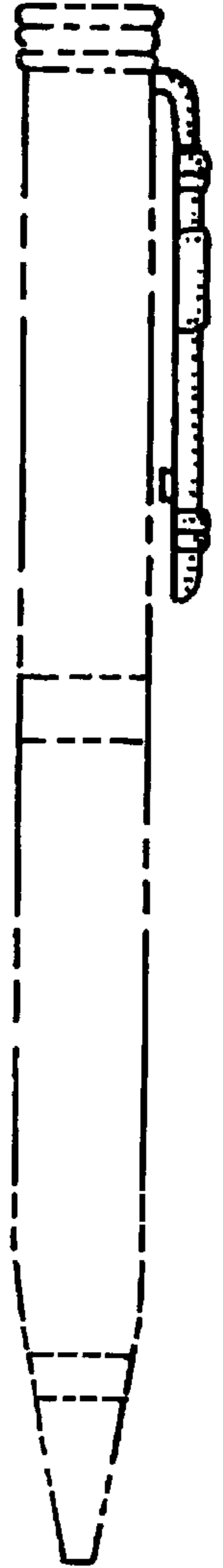


Fig. 3



Fig. 4

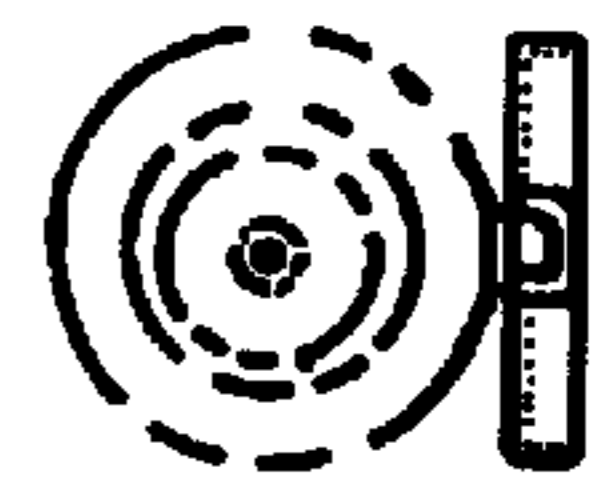


Fig. 5