



US00D404758S

United States Patent [19] Koide

[11] Patent Number: **Des. 404,758**

[45] Date of Patent: ****Jan. 26, 1999**

[54] **TONER CARTRIDGE**

[75] Inventor: **Kotaro Koide**, Shizuoka, Japan

[73] Assignee: **Ricoh Company, Ltd.**, Tokyo, Japan

[**] Term: **14 Years**

[21] Appl. No.: **53,482**

[22] Filed: **Apr. 23, 1996**

[51] **LOC (6) Cl.** **16-03**

[52] **U.S. Cl.** **D18/43**

[58] **Field of Search** D18/36, 40, 43,
D18/56; D9/565, 552; 222/DIG. 1, 166,
240, 325, 541; 206/216, 316, 446, 461,
467, 474, 495, 527, 532, 601, 628, 631,
633; 355/200, 206-208, 244, 245, 260,
298, 309

[56] **References Cited**

U.S. PATENT DOCUMENTS

D. 298,331	11/1988	Takahashi et al.	D18/43
D. 320,810	10/1991	Koiso et al.	D18/43
D. 351,187	10/1994	Suga	D18/43
D. 356,813	3/1995	Ichikawa et al.	D18/43
D. 362,678	9/1995	Ishibashi et al.	D18/43
D. 364,418	11/1995	Hagiwara et al.	D18/43
D. 365,359	12/1995	Ichikawa et al.	D18/43

D. 374,456	10/1996	Wakatsuki et al.	D18/43
D. 375,519	11/1996	Tsumuki	D18/43
D. 376,614	12/1996	Ichikawa et al.	D18/43
D. 389,176	1/1998	Ichikawa et al.	D18/43
4,963,940	10/1990	Nemoto et al.	D18/43 X
5,455,662	10/1995	Ichikawa et al.	222/DIG. 1 X
5,528,349	6/1996	Satake	222/DIG. 1 X
5,557,381	9/1996	Sakamoto et al.	222/DIG. 1 X
5,557,382	9/1996	Tatsumi et al.	222/DIG. 1 X
5,589,919	12/1996	Ikunami et al.	399/262
5,648,840	7/1997	Ikunami et al.	399/262

Primary Examiner—Caron D. Veynar
Attorney, Agent, or Firm—Dickstein Shapiro Morin & Oshinsky LLP

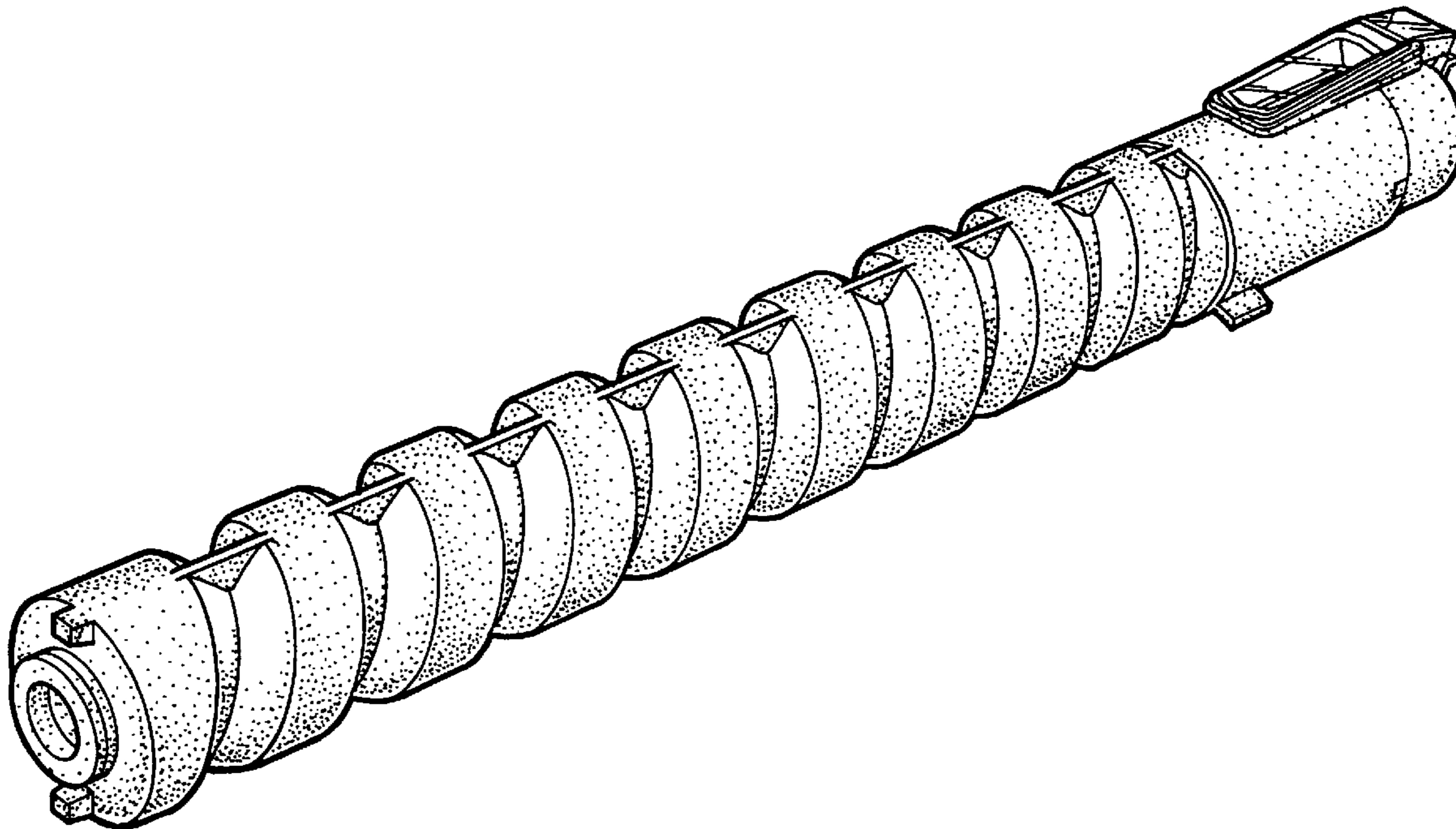
[57] **CLAIM**

The ornamental design for toner cartridge, as shown and described.

DESCRIPTION

FIG. 1 is top, front, and left side perspective view of a toner cartridge showing my new design;
FIG. 2 is a front elevational view thereof;
FIG. 3 is a top view thereof;
FIG. 4 is a left side elevational view thereof;
FIG. 5 is a right side elevational view thereof;
FIG. 6 is a rear elevational view thereof; and,
FIG. 7 is a bottom view thereof.

1 Claim, 3 Drawing Sheets



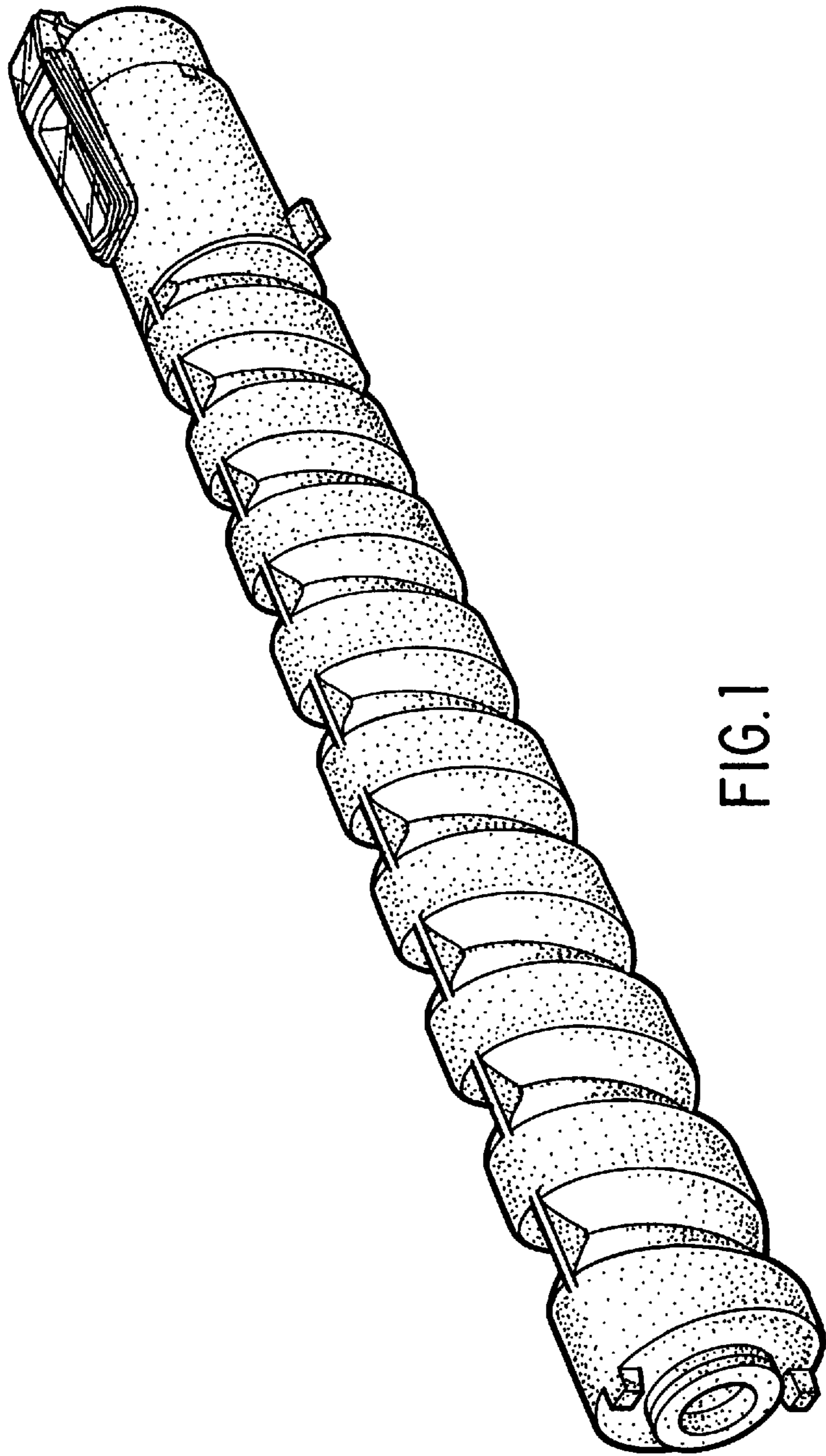


FIG. 1

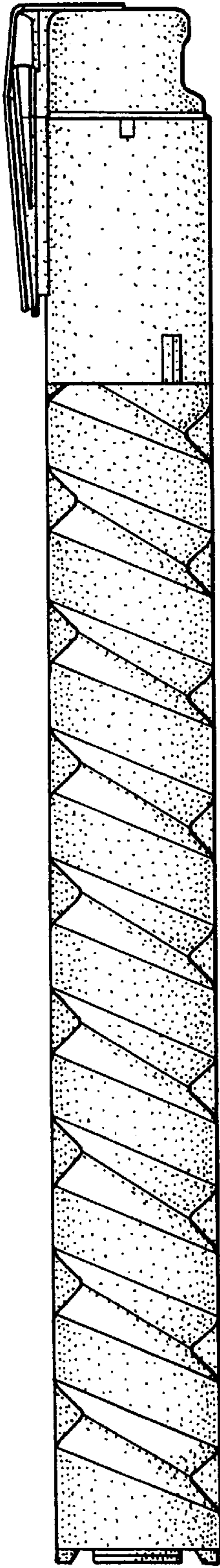


FIG. 2

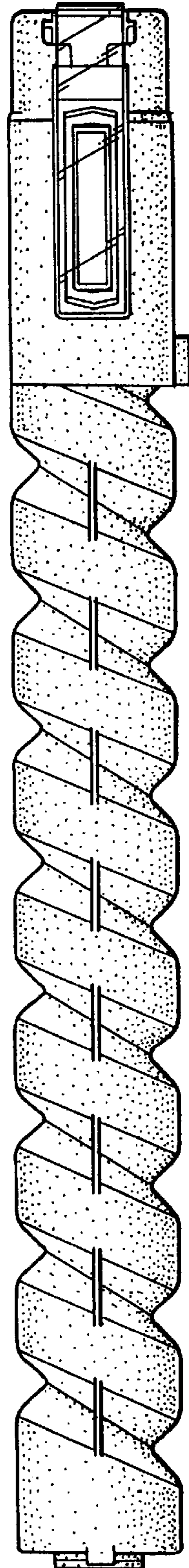


FIG. 3

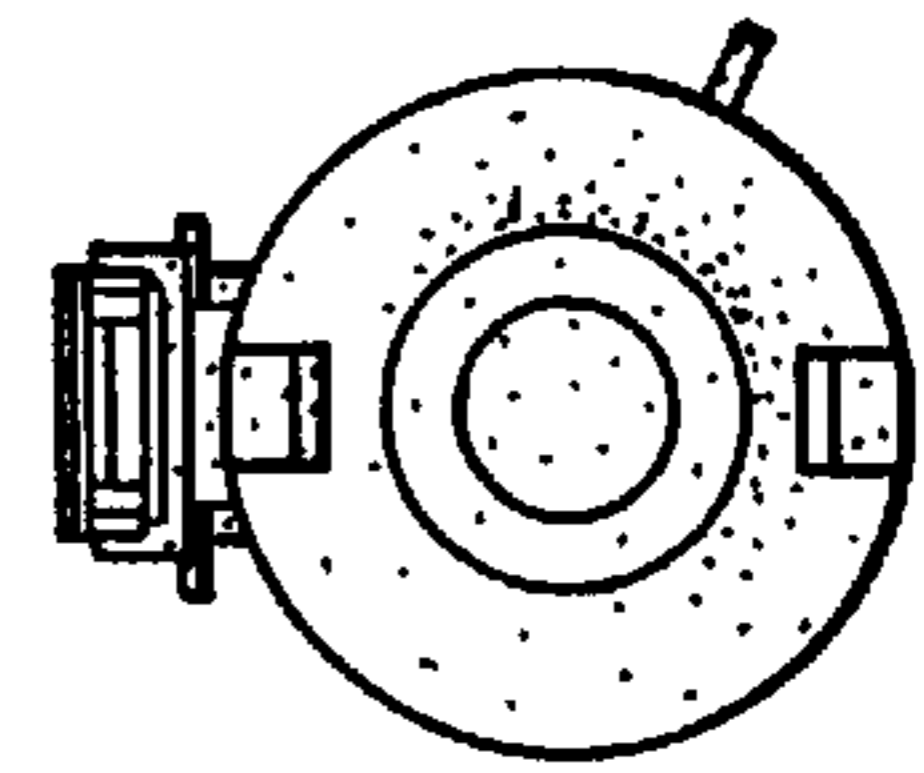


FIG. 4

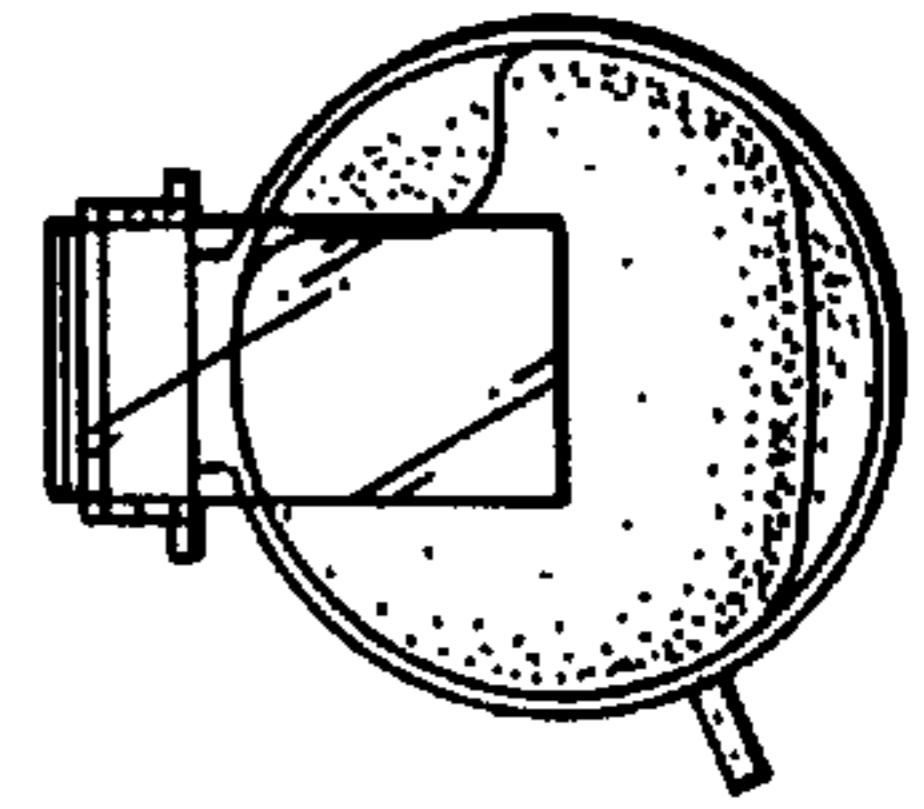


FIG. 5

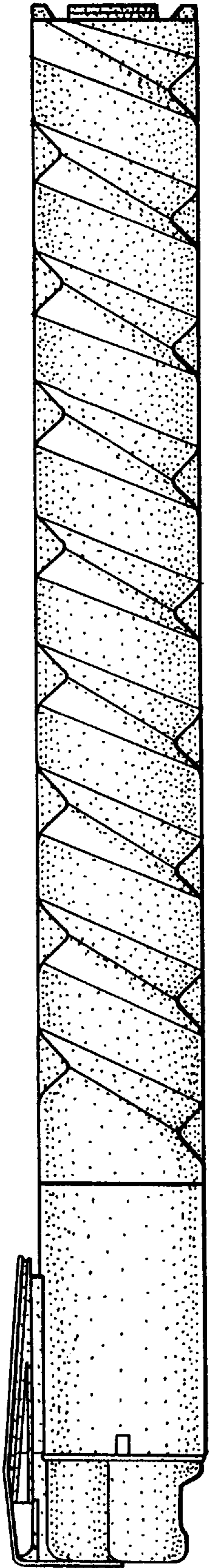


FIG. 6

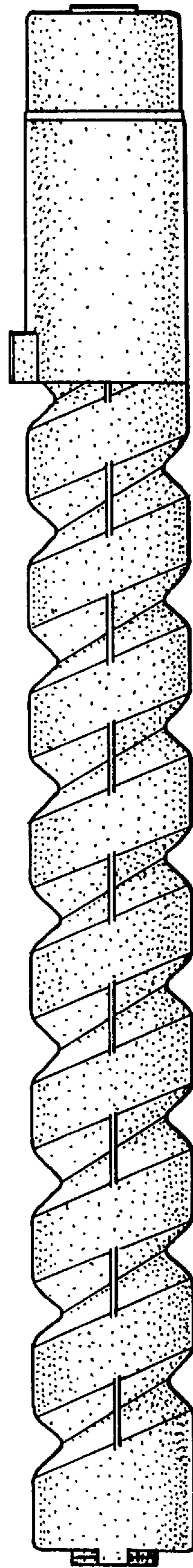


FIG. 7