



US00D404741S

# United States Patent [19]

Schumaker et al.

[11] Patent Number: **Des. 404,741**

[45] Date of Patent: **\*\*Jan. 26, 1999**

[54] **CONTROL PANEL FOR AN AUTOMOTIVE AUDIO SYSTEM AND CLIMATE CONTROL**

[75] Inventors: **Nevenka Schumaker**, West Bloomfield; **Jeffrey Remi Hedrick**, Tecumseh, both of Mich.

[73] Assignee: **Ford Global Technologies, Inc.**, Dearborn, Mich.

[\*\*] Term: **14 Years**

[21] Appl. No.: **82,263**

[22] Filed: **Jan. 20, 1998**

[51] **LOC (6) Cl.** ..... **14-01**

[52] **U.S. Cl.** ..... **D14/258**

[58] **Field of Search** ..... D14/124, 125, D14/157, 257-260, 265, 299; 455/344-346

[56] **References Cited**

**U.S. PATENT DOCUMENTS**

- D. 354,492 1/1995 Schumaker et al. .
- D. 354,494 1/1995 Schumaker et al. .

- D. 354,962 1/1995 Jazanowski et al. .... D14/258
- D. 356,092 3/1995 McCauley et al. .... D14/258
- D. 364,878 12/1995 Green et al. .... D14/258
- D. 375,908 11/1996 Schumaker et al. .
- D. 376,369 12/1996 Schumaker et al. .

*Primary Examiner*—Ted Shooman  
*Assistant Examiner*—Nanda Bondade  
*Attorney, Agent, or Firm*—Mark Mollon

[57] **CLAIM**

The ornamental design for a control panel for an automotive audio system and climate control, as shown.

**DESCRIPTION**

FIG. 1 is a front, top, and left side perspective view of a control panel for an automotive audio system and climate control showing our new design; FIG. 2 is a front view thereof; FIG. 3 is a front view thereof; FIG. 4 is a bottom view thereof; FIG. 5 is a left side view thereof; and, FIG. 6 is a right side view thereof.

**1 Claim, 2 Drawing Sheets**

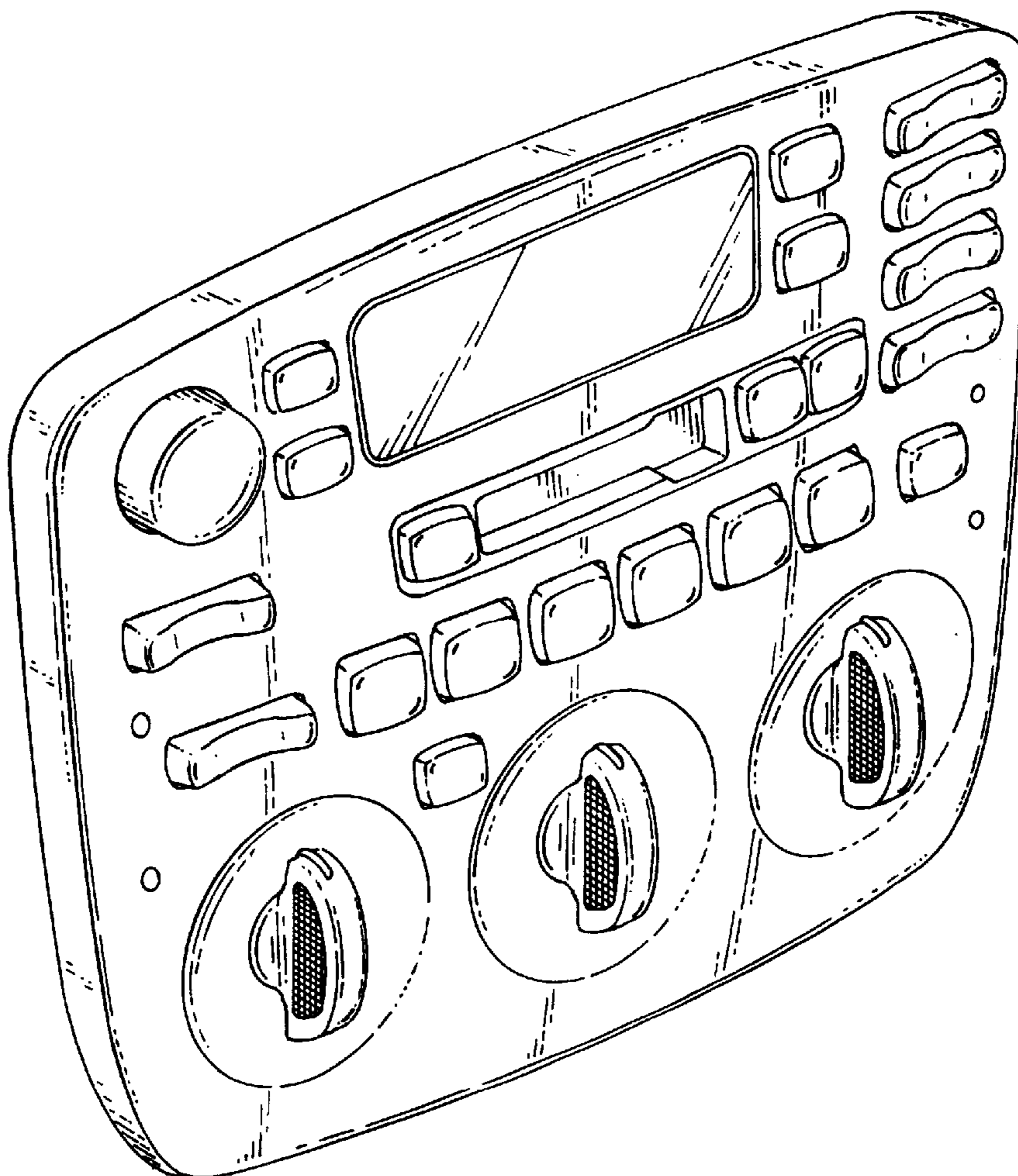


FIG. 1

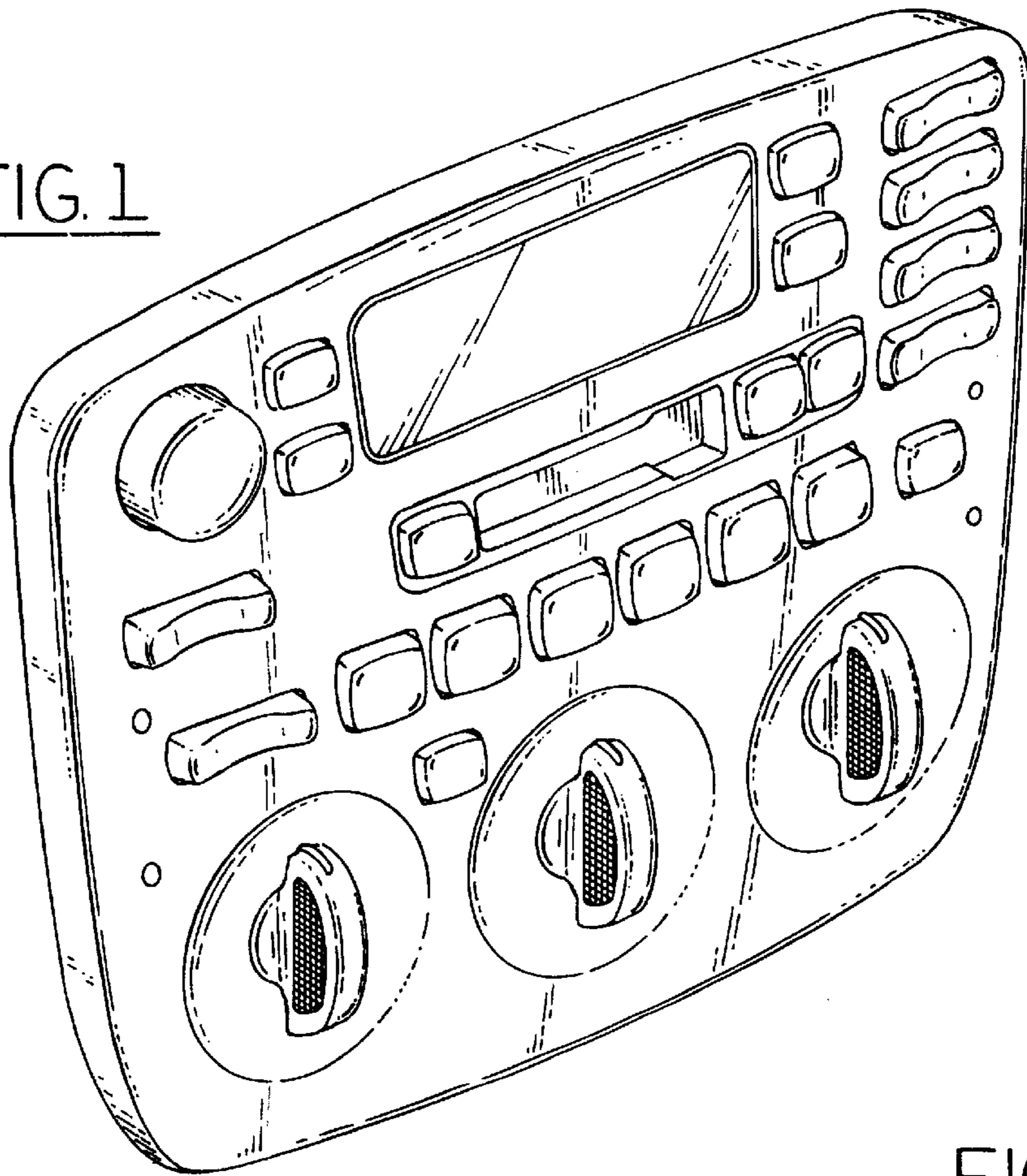
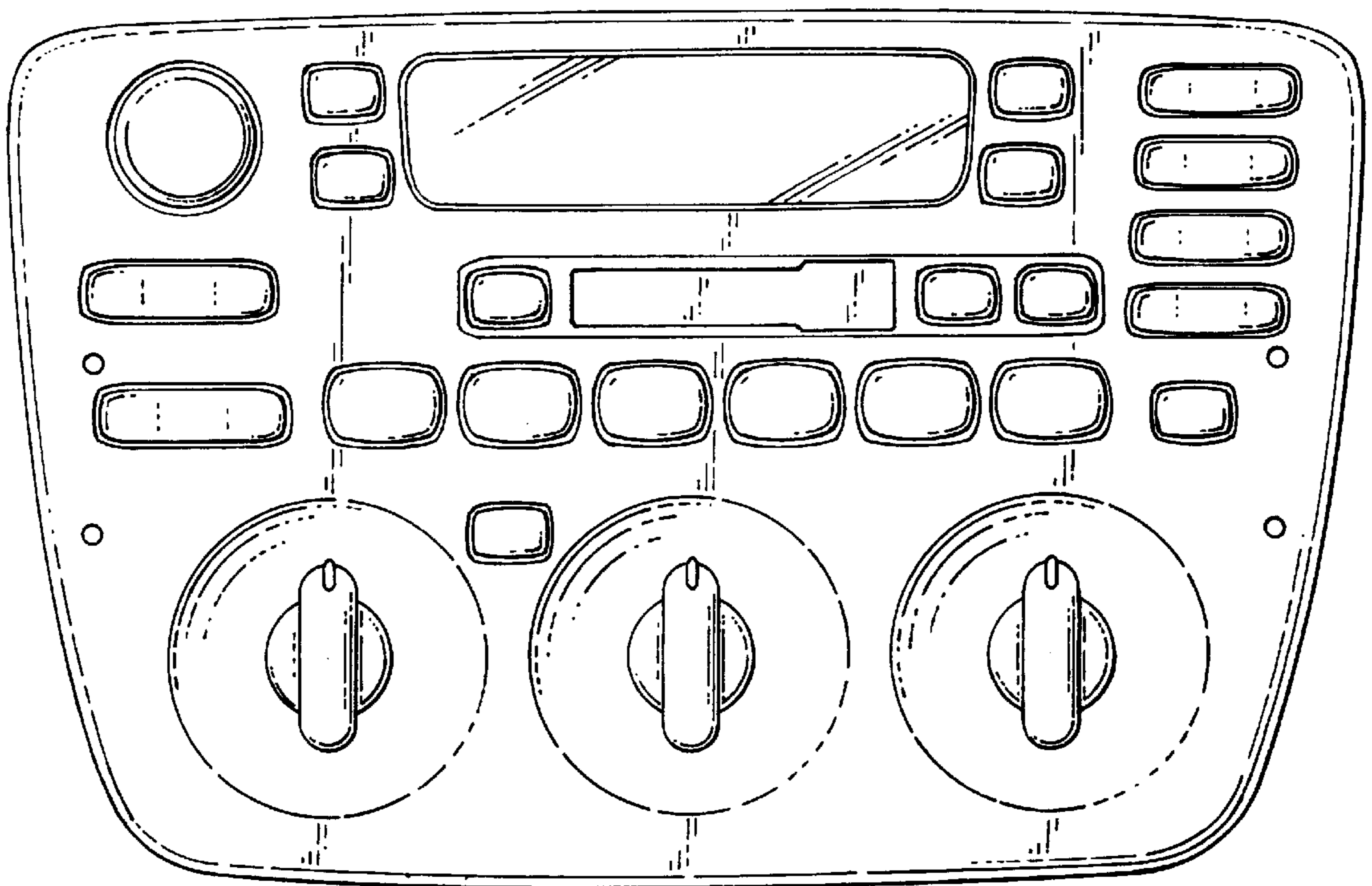


FIG. 2



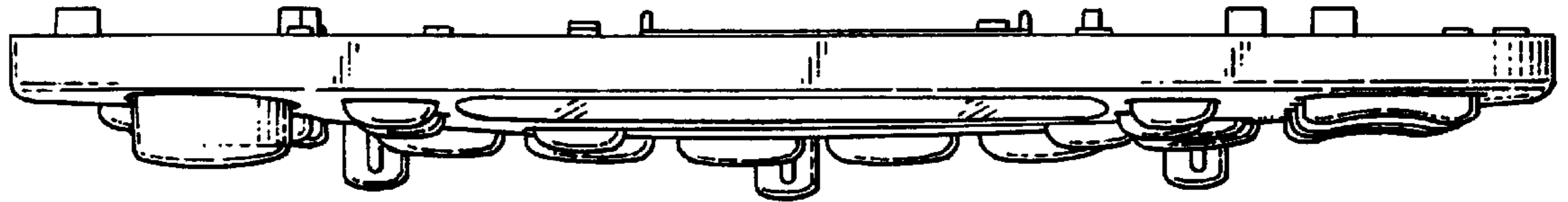


FIG. 3

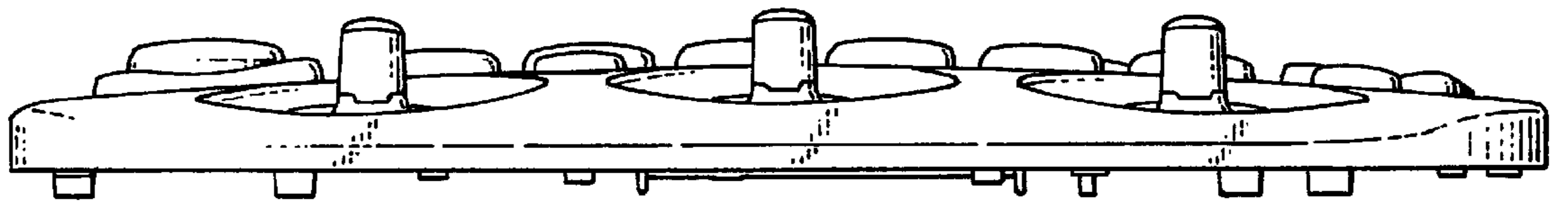


FIG. 4

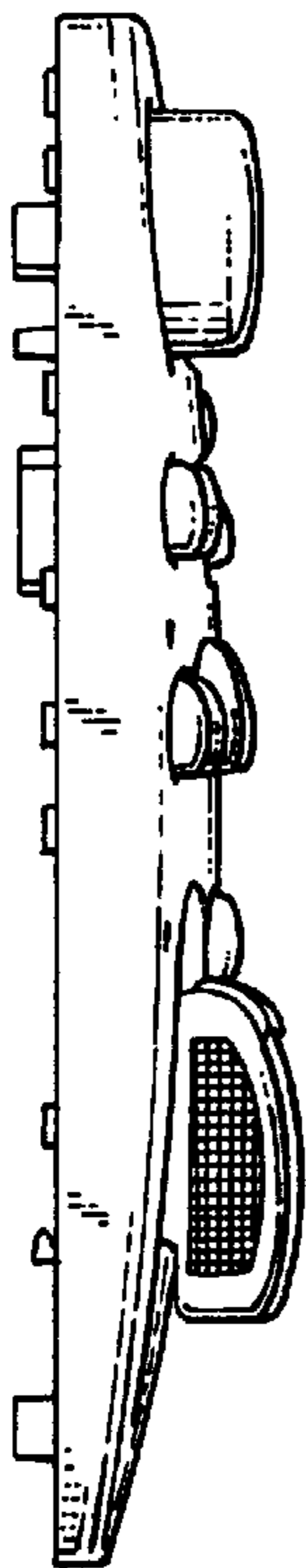


FIG. 5

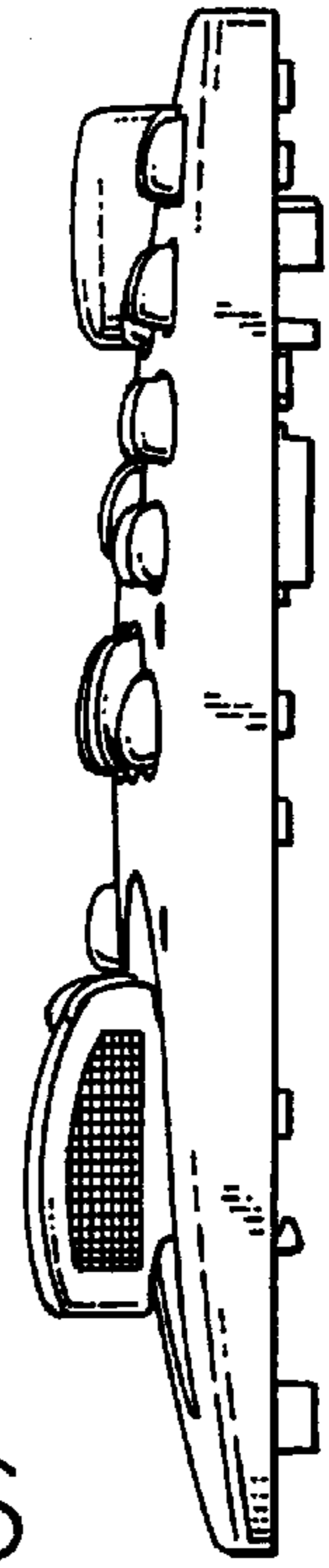


FIG. 6