



US00D404739S

# United States Patent [19]

Augusta

[11] Patent Number: Des. 404,739

[45] Date of Patent: \*\*Jan. 26, 1999

[54] FOOTBALL PLAYER ANTENNA-TOPPER

[76] Inventor: Mark Augusta, 120 N. Helix Ave., Solana Beach, Calif. 92075

[\*\*] Term: 14 Years

[21] Appl. No.: 77,234

[22] Filed: Sep. 30, 1997

[51] LOC (6) Cl. .... 14-03

[52] U.S. Cl. .... D14/232

[58] Field of Search ..... D14/230-238, D14/299; D11/160; 428/542.2, 542.4; 343/704, 720, 840-842, 824, 866, 872-873, 907-908

[56] **References Cited**

U.S. PATENT DOCUMENTS

D. 184,607	3/1959	Deak et al. ....	D14/232
D. 293,220	12/1987	Pierce .....	D11/161
D. 332,099	12/1992	Phillips .....	D14/232
D. 351,814	10/1994	Young, Sr. et al. ....	D11/160
D. 362,254	9/1995	Lin .....	D14/232

D. 370,233	5/1996	Chu .....	D14/232
D. 372,328	7/1996	Breyer .....	D11/160
D. 383,137	9/1997	Gamble, Jr. et al. ....	D14/230
D. 387,772	5/1996	Steinberg .....	D14/120
D. 390,567	5/1997	Gamble, Jr. et al. ....	D14/230
3,651,598	3/1972	Lang .....	D11/160

Primary Examiner—Ruth McInroy  
Attorney, Agent, or Firm—Steins & Associates


[57] **CLAIM**


What is claimed is the ornamental design for a football player antenna-topper, as shown.

**DESCRIPTION**

FIG. 1 is a left side perspective view of a football player antenna-topper showing my new design; FIG. 2 is a rear perspective view thereof; FIG. 3 is a right side perspective view thereof; FIG. 4 is a front perspective view thereof; and, FIG. 5 is a top perspective view thereof.

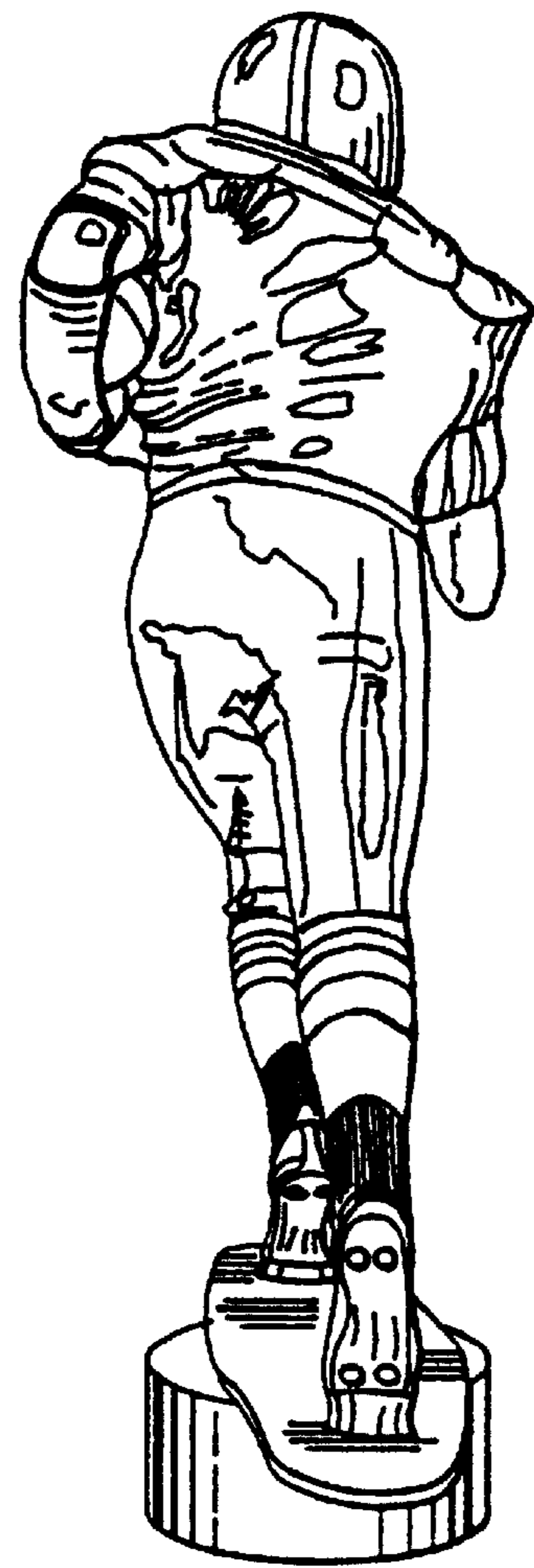
1 Claim, 2 Drawing Sheets





*Fig. 1*

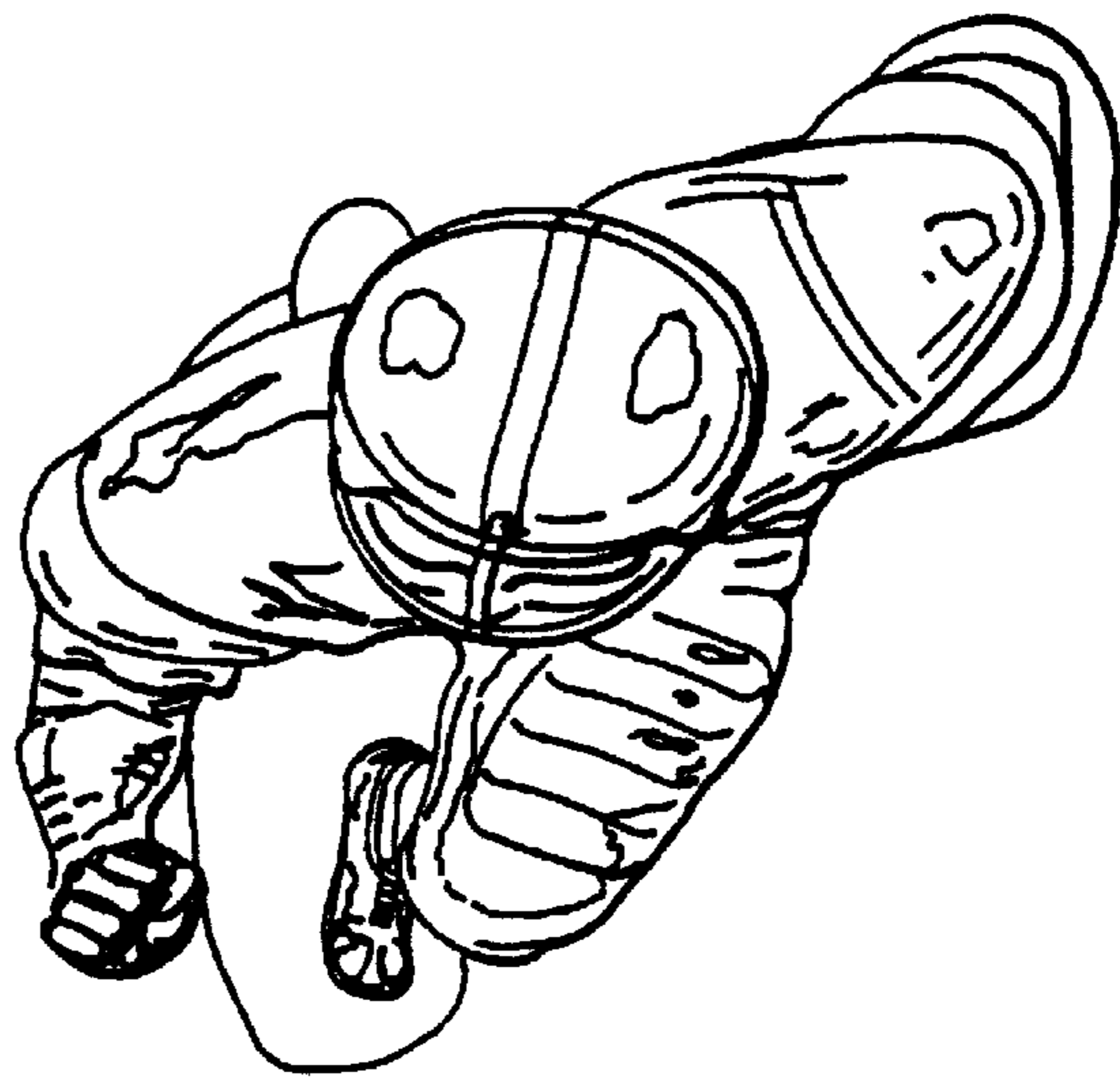
*Fig. 2*



*Fig. 3*



*Fig. 4*



*Fig. 5*