



US00D404738S

United States Patent [19]
Augusta

[11] **Patent Number: Des. 404,738**

[45] **Date of Patent: **Jan. 26, 1999**

[54] **BASEBALL PLAYER ANTENNA-TOPPER**

[76] Inventor: **Mark Augusta**, 120 N. Helix Ave.,
Solana Beach, Calif. 92075

[**] Term: **14 Years**

[21] Appl. No.: **77,233**

[22] Filed: **Sep. 30, 1997**

[51] **LOC (6) Cl.** **14-03**

[52] **U.S. Cl.** **D14/232**

[58] **Field of Search** D14/230-238,
D14/299; D11/160; 428/542.2, 542.4; 343/704,
720, 840-842, 824, 866, 872-873, 907-908;
D12/172, 197

[56] **References Cited**

U.S. PATENT DOCUMENTS

D. 184,607	3/1959	Deak et al.	D14/232
D. 272,328	1/1984	Breyer	D11/160
D. 293,220	12/1987	Pierce	D11/161
D. 332,099	12/1992	Phillips	D14/232

D. 351,814	10/1994	Young, Sr. et al.	D11/160
D. 362,254	9/1995	Lin	D14/232
D. 370,233	5/1996	Chu	D14/232
D. 383,137	9/1997	Gamble, Jr. et al.	D14/230
D. 387,772	5/1996	Steinberg	D14/120
D. 390,567	5/1997	Gamble, Jr. et al.	D14/230
3,651,598	3/1972	Lang	D11/160

Primary Examiner—Ruth McInroy
Attorney, Agent, or Firm—Steins & Associates

[57] **CLAIM**

What is claimed is the ornamental design for a baseball player antenna-topper, as shown.

DESCRIPTION

FIG. 1 is a side perspective view of a baseball player antenna-topper, showing my new design; FIG. 2 is a rear perspective view thereof; FIG. 3 is a side perspective view thereof; FIG. 4 is a front perspective view thereof; FIG. 5 is a rear perspective view thereof; and, FIG. 6 is a top perspective view thereof.

1 Claim, 3 Drawing Sheets





Fig. 1

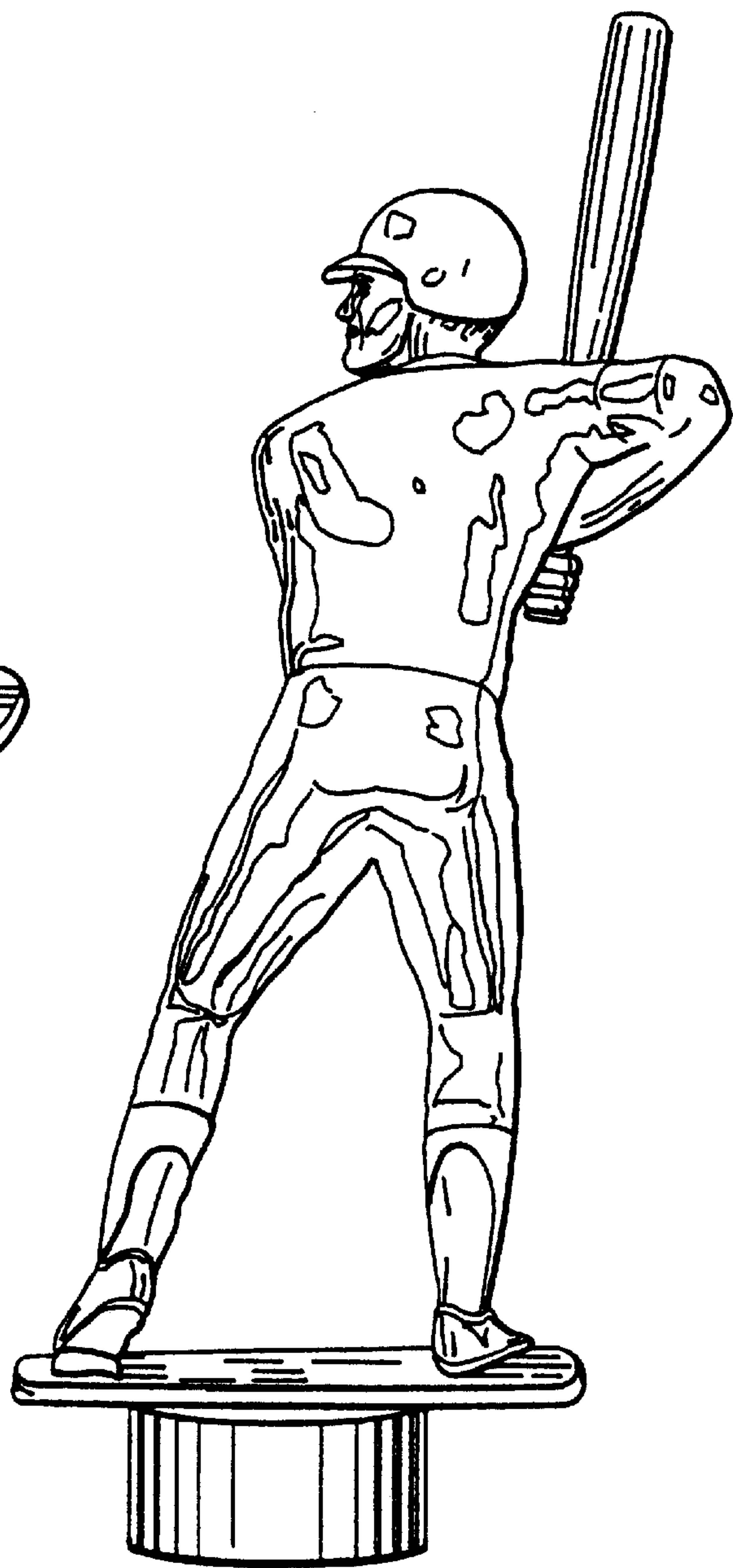


Fig. 2

Fig. 3

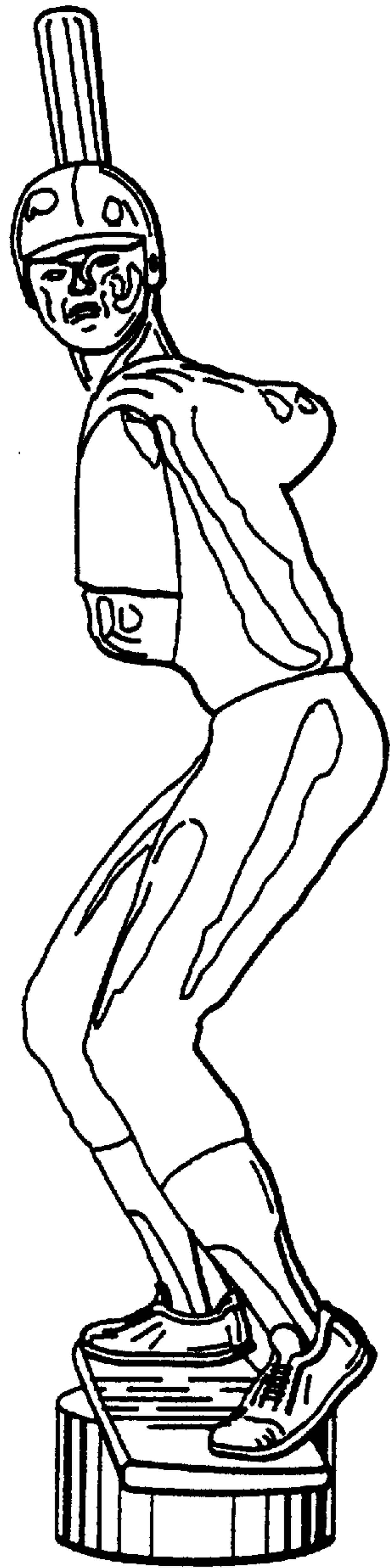


Fig. 4



Fig. 5




Fig. 6