



US00D404736S

# United States Patent [19]

Alvarez et al.

[11] **Patent Number: Des. 404,736**

[45] **Date of Patent: \*\*Jan. 26, 1999**

[54] **WIRELESS MICROPHONE RECEIVER**

[75] Inventors: **Jason Joel Alvarez**, Chicago; **Robert J. Brainard**, Elgin, both of Ill.

[73] Assignee: **Shure Brothers Incorporated**, Evanston, Ill.

[\*\*] Term: **14 Years**

[21] Appl. No.: **82,569**

[22] Filed: **Jan. 26, 1998**

[51] **LOC (6) Cl.** ..... **14-01**

[52] **U.S. Cl.** ..... **D14/229; D14/225**

[58] **Field of Search** ..... D14/188, 191, D14/206, 223-229, 299; 181/158, 242; 381/90-91, 159, 168, 169

[56] **References Cited**

**U.S. PATENT DOCUMENTS**

D. 310,082 8/1990 Kehl et al. .... D14/227

D. 327,479 6/1992 Britz ..... D14/225  
D. 352,504 11/1994 Scheid et al. .... D14/191  
D. 363,721 10/1995 Lum et al. .... D14/226  
D. 371,788 7/1996 Kenning et al. .... D14/188

*Primary Examiner*—Philip Hyder  
*Assistant Examiner*—Nanda Bondade  
*Attorney, Agent, or Firm*—Banner & Witcoff Ltd

[57] **CLAIM**

An ornamental design for a wireless microphone receiver, as shown and described.

**DESCRIPTION**

FIG. 1 is a perspective view of a wireless microphone receiver showing our new design;  
FIG. 2 is a top view thereof;  
FIG. 3 is a front view thereof;  
FIG. 4 is a side view thereof, the opposite side being a mirror image;  
FIG. 5 is a rear view thereof; and,  
FIG. 6 is a bottom view thereof.

**1 Claim, 2 Drawing Sheets**




FIG.1


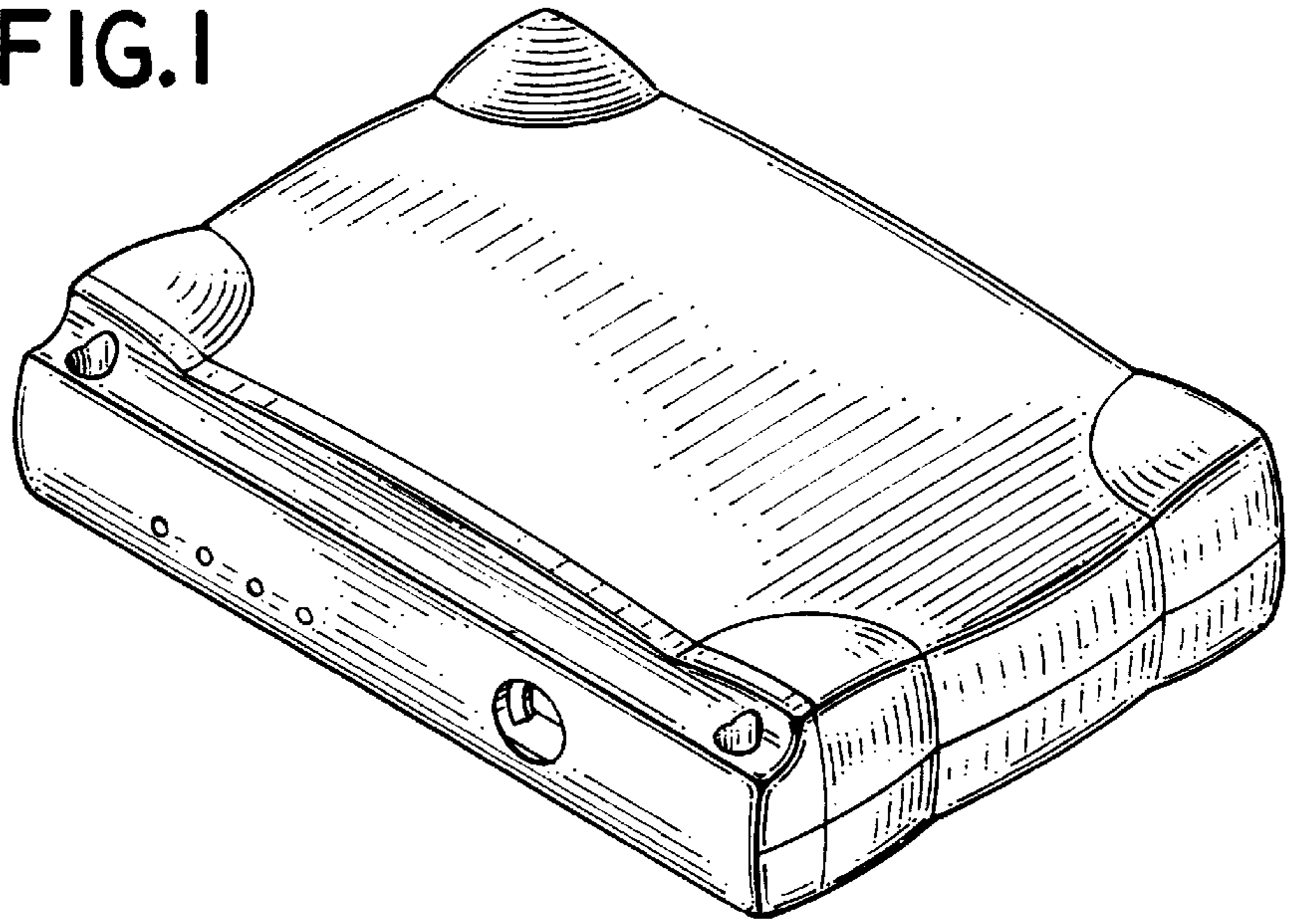


FIG. 2




FIG. 3




FIG. 4

FIG.5




FIG.6

