



US00D404724S

United States Patent [19]
Brunner

[11] **Patent Number: Des. 404,724**

[45] **Date of Patent: **Jan. 26, 1999**

[54] **COMPUTER HOUSING**

D. 351,147 10/1994 Hill D14/109

[75] Inventor: **Robert Brunner**, Los Gatos, Calif.

Primary Examiner—Freda Nunn
Attorney, Agent, or Firm—Limbach & Limbach L.L.P.

[73] Assignee: **Toshiba America Information Systems, Inc.**, Irvine, Calif.

[**] Term: **14 Years**

[57] **CLAIM**

[21] Appl. No.: **79,937**

The ornamental design for a computer housing, as shown and described.

[22] Filed: **Nov. 14, 1997**

DESCRIPTION

Related U.S. Application Data

[63] Continuation-in-part of Ser. No. 58,873, Aug. 27, 1996, Pat. No. Des. 397,675.

FIG. 1 is a front, top, perspective view of a computer housing showing the new design;

[51] **LOC (6) Cl.** **14-02**

FIG. 2 is a front elevation view thereof;

[52] **U.S. Cl.** **D14/100**

FIG. 3 is a right side view thereof, of which the left side view is symmetrical thereto;

[58] **Field of Search** D14/100, 102, D14/107-109; D13/162, 184, 199; D6/432, 436; 312/208.1; 360/99.12; 361/690-696

FIG. 4 is a top view thereof;

FIG. 5 is a rear view thereof; and,


FIG. 6 is a bottom view thereof.

[56] **References Cited**

U.S. PATENT DOCUMENTS

D. 349,488 8/1994 Aderman et al. D14/109

1 Claim, 3 Drawing Sheets






FIG. 2

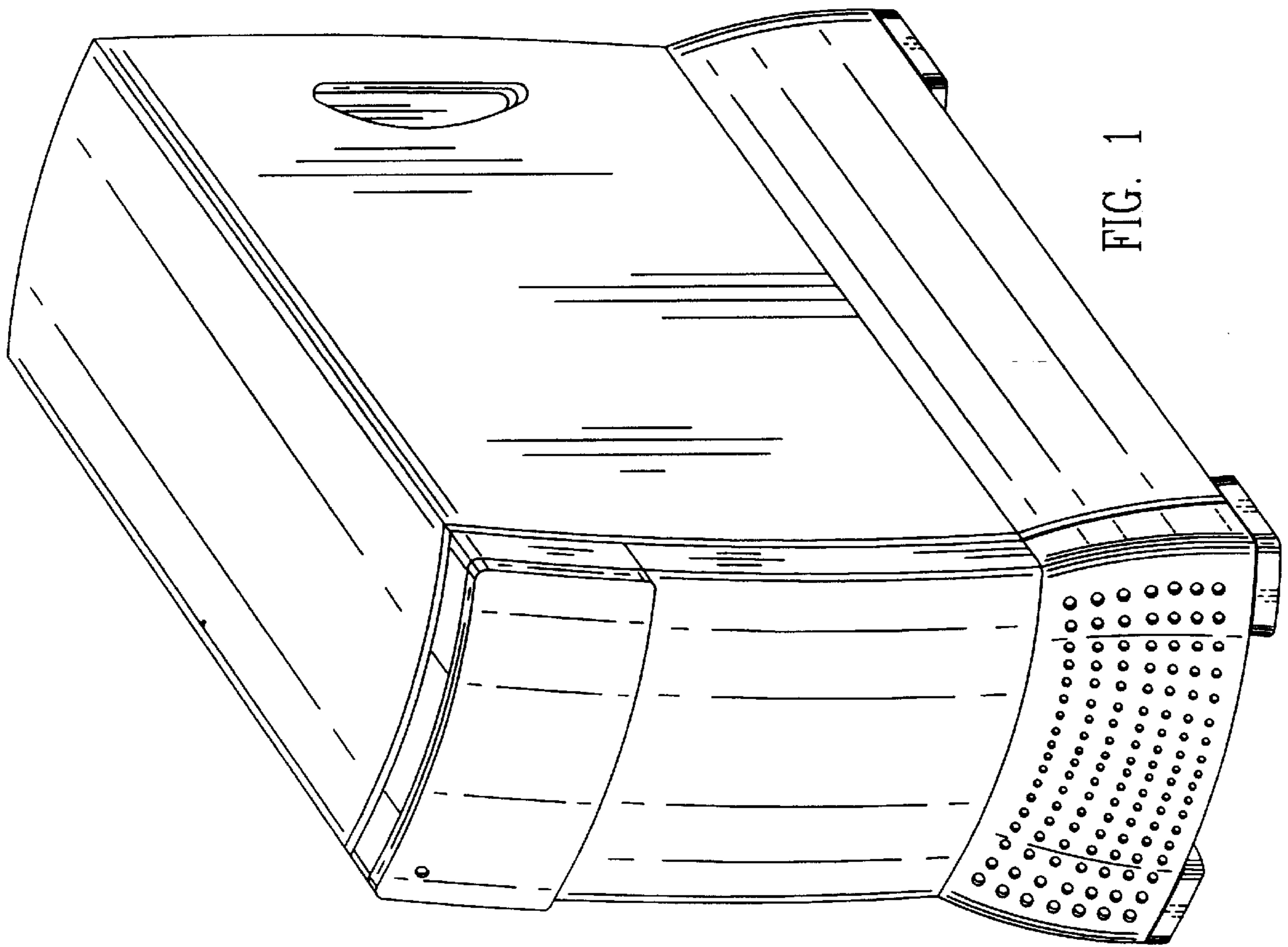


FIG. 1




FIG. 4




FIG. 3

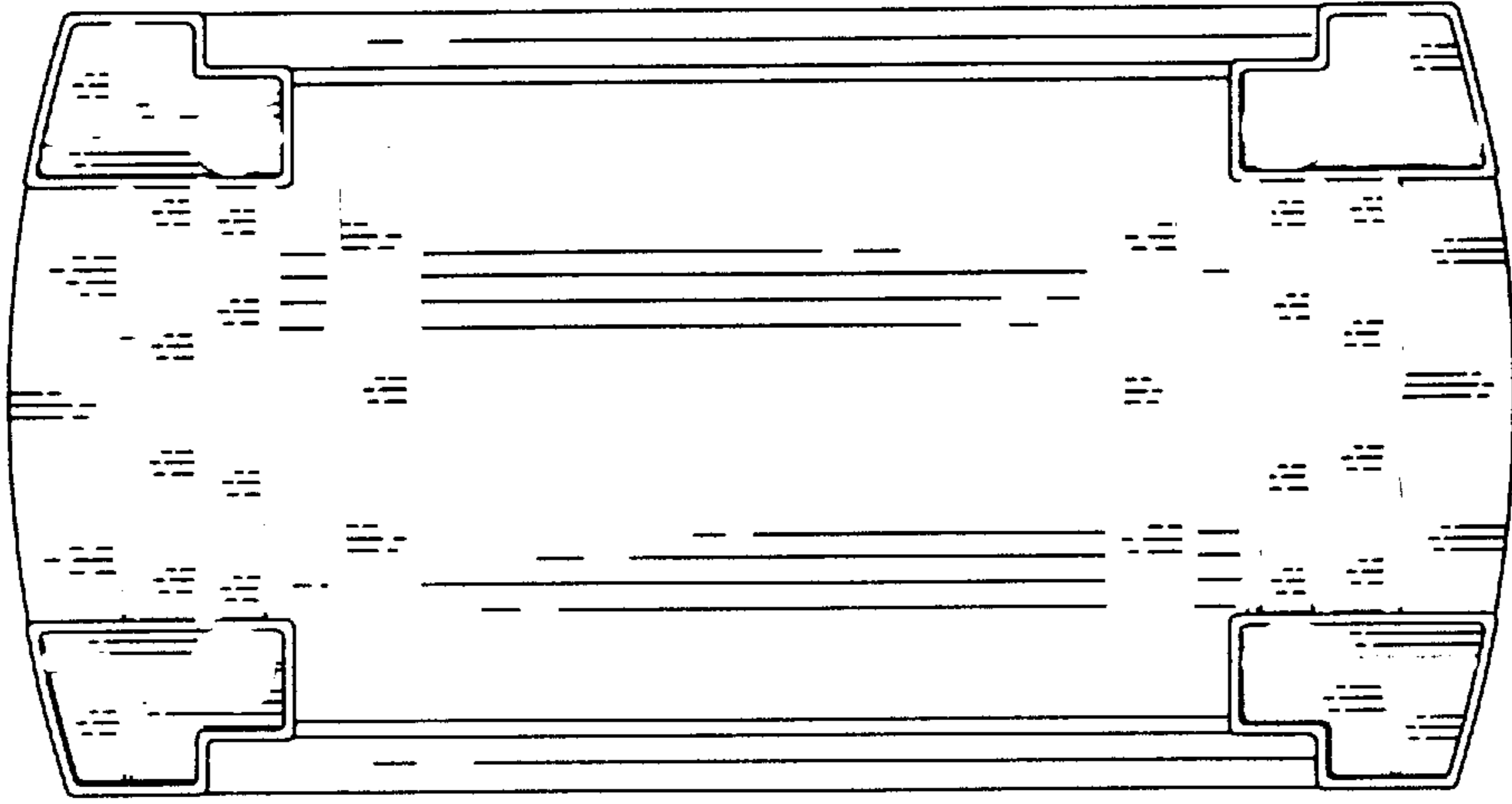


FIG. 6

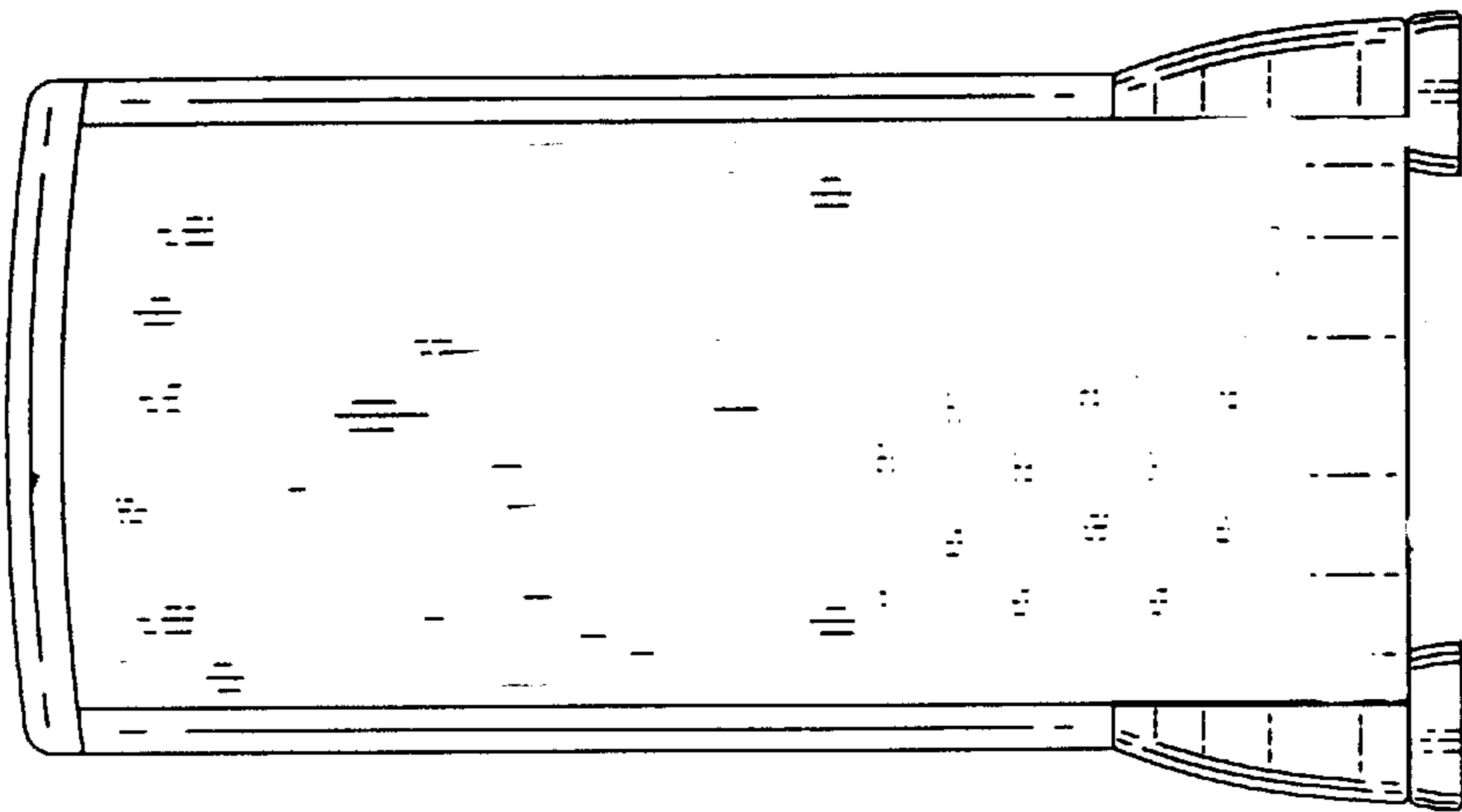


FIG. 5