



US00D404717S

# United States Patent [19]

Duchon et al.

[11] **Patent Number: Des. 404,717**

[45] **Date of Patent: \*\*Jan. 26, 1999**

[54] **HAND-HELD PNEUMATIC CONTROL DEVICE**

D. 381,660 7/1997 Grewe et al. .... D14/218  
D. 391,230 2/1998 Thomas ..... D13/168

[75] Inventors: **Douglas J. Duchon**, Chanhassen;  
**James B. Easley**, Orono; **Christine Kronich**, St. Paul, all of Minn.

*Primary Examiner*—Brian N. Vinson  
*Attorney, Agent, or Firm*—Merchant, Gould, Smith, Edell,  
Welter & Schmidt, P.A.

[73] Assignee: **Invasatec, Inc.**, Eden Prairie, Minn.

[57] **CLAIM**

[\*\*] Term: **14 Years**

The ornamental design for a hand-held pneumatic control device, as shown and described.

[21] Appl. No.: **79,023**

**DESCRIPTION**

[22] Filed: **Nov. 6, 1997**

[51] **LOC (6) Cl.** ..... **13-03**

[52] **U.S. Cl.** ..... **D13/168**

[58] **Field of Search** ..... D13/162, 168;  
D21/324; D14/174, 191, 218; 340/825,  
825.22, 825.23, 825.24, 825.25, 825.31,  
825.32, 825.36, 825.58, 825.69, 825.72;  
123/179.2; 341/176

FIG. 1 is a perspective view of one embodiment of a hand-held pneumatic control device embodying our new design;

FIG. 2 is a top plan view of the hand-held pneumatic control device depicted in FIG. 1;

FIG. 3 is a left side elevational view of the hand-held pneumatic control device depicted in FIG. 1;

FIG. 4 is a front side elevational view of the hand-held pneumatic control device depicted in FIG. 1, the back side elevational view being a mirror image thereof;

FIG. 5 is a right side elevational view of the hand-held pneumatic control device depicted in FIG. 1; and,

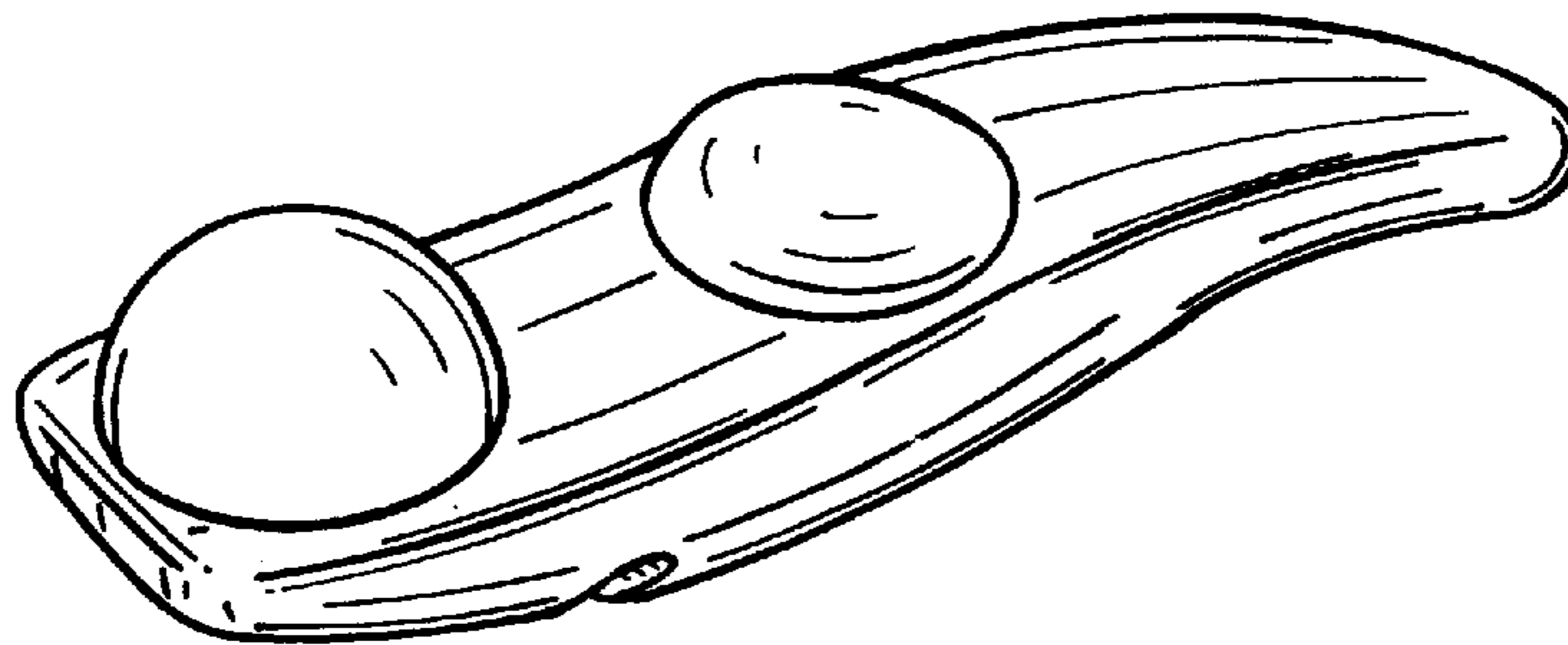
FIG. 6 is a bottom plan view of the hand-held pneumatic control device depicted in FIG. 1.

[56] **References Cited**

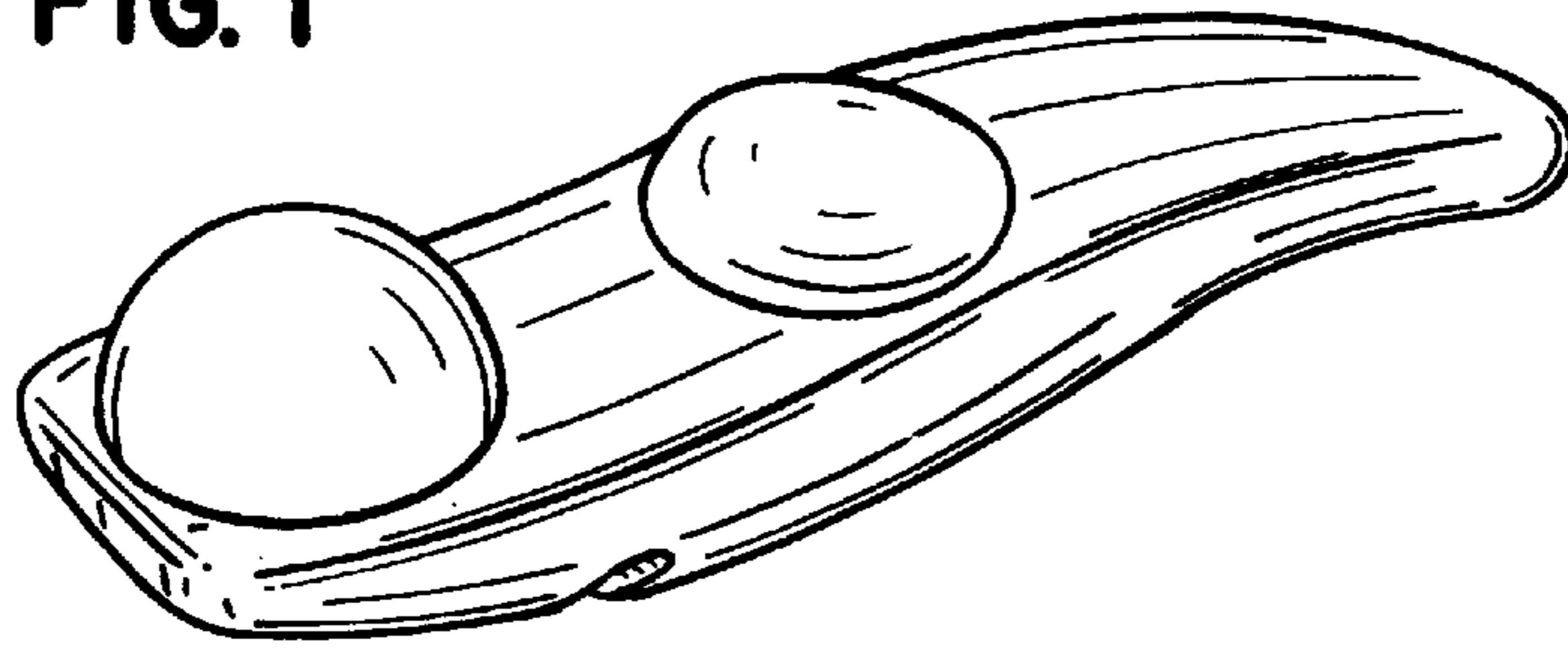
**U.S. PATENT DOCUMENTS**

- D. 322,244 12/1991 Bishai ..... D13/168
- D. 337,588 7/1993 Cruz et al. .... D14/218
- D. 352,930 11/1994 Tsuji ..... D13/168
- D. 361,058 8/1995 Domel et al. .... D13/168


**1 Claim, 1 Drawing Sheet**



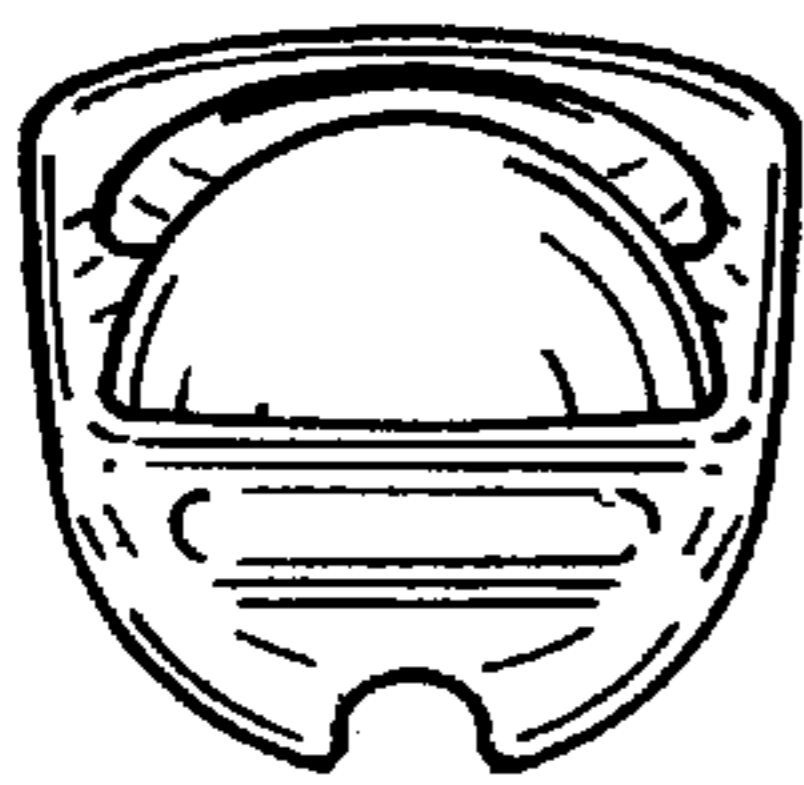
**FIG. 1**




**FIG. 2**



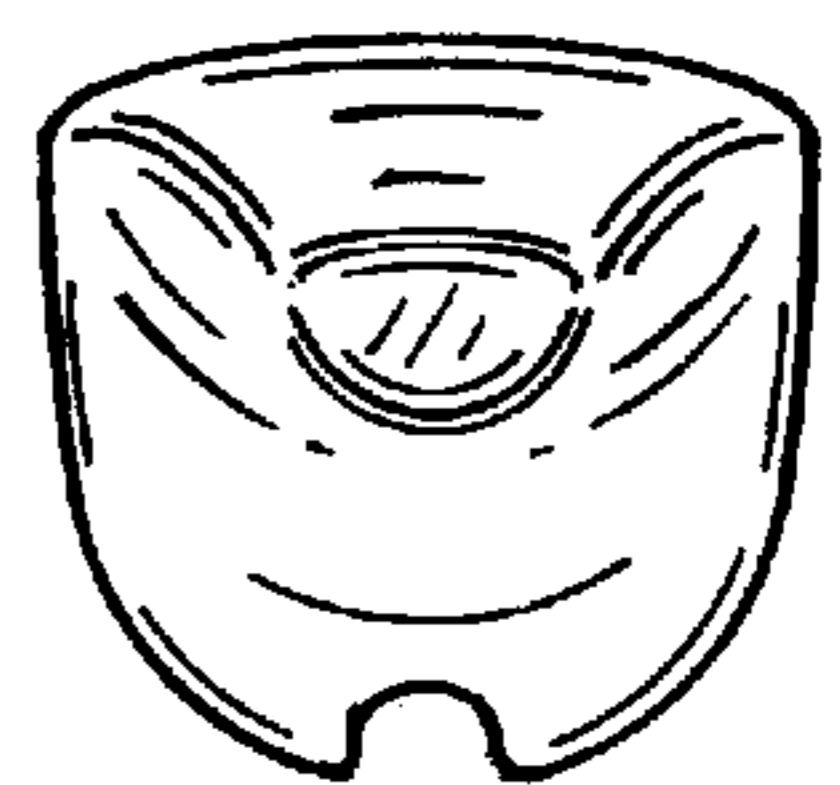
**FIG. 3**



**FIG. 4**



**FIG. 5**



**FIG. 6**

