



US00D404707S

United States Patent [19]
Awbrey

[11] **Patent Number: Des. 404,707**

[45] **Date of Patent: **Jan. 26, 1999**

[54] **BUS BARS**

2,936,331 5/1960 Sillers 174/99 B X
3,012,218 12/1961 Cataldo 174/99 B

[75] Inventor: **Jerry Awbrey**, Winder, Ga.

[73] Assignee: **Esoteric Audio U.S.A., Inc.**, Winder, Ga.

Primary Examiner—Joel Sincavage
Attorney, Agent, or Firm—Thomas, Kayden, Horstemeyer & Risley

[**] Term: **14 Years**

[57] **CLAIM**

[21] Appl. No.: **81,872**

The ornamental design for a bus bar, as shown and described.

[22] Filed: **Jan. 9, 1998**

DESCRIPTION

[51] **LOC (6) Cl.** **13-03**

[52] **U.S. Cl.** **D13/133**

[58] **Field of Search** D13/133; 174/72 B,
174/133 B, 99 B, 71 B; 439/110, 94

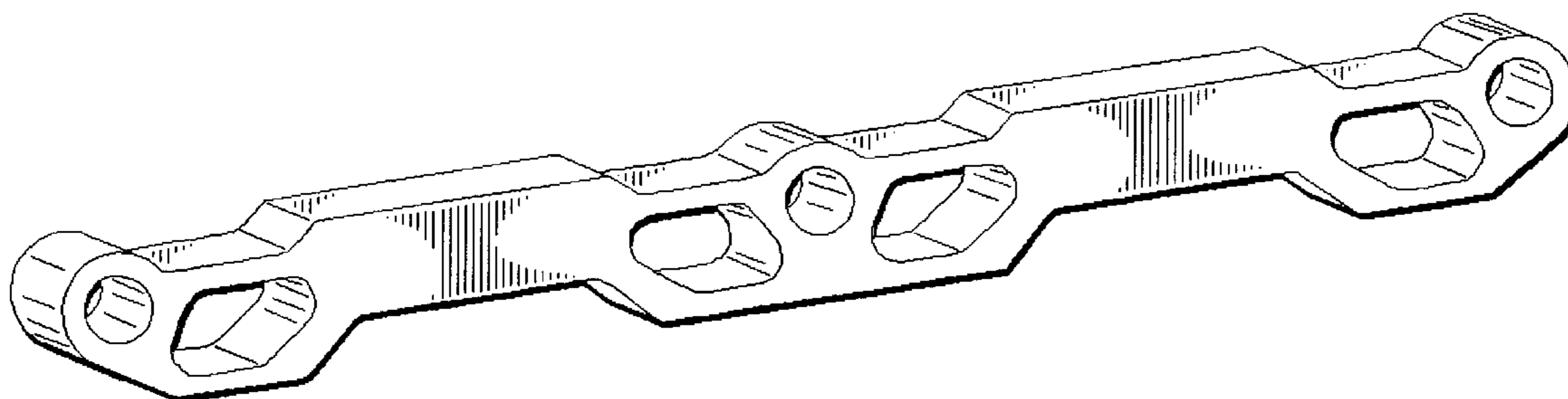
FIG. 1 is a perspective view of a buss bar in accordance with a preferred embodiment of the present invention;
FIG. 2 is a front view of the bus bar shown in FIG. 1;
FIG. 3 is a left end view of the bus bar shown in FIG. 1;
FIG. 4 is a right end view of the bus bar shown in FIG. 1;
FIG. 5 is a top view of the bus bar shown in FIG. 1;
FIG. 6 is a bottom view of the bus bar shown in FIG. 1.

[56] **References Cited**

U.S. PATENT DOCUMENTS

D. 313,392 1/1991 Sachs D13/133

1 Claim, 1 Drawing Sheet



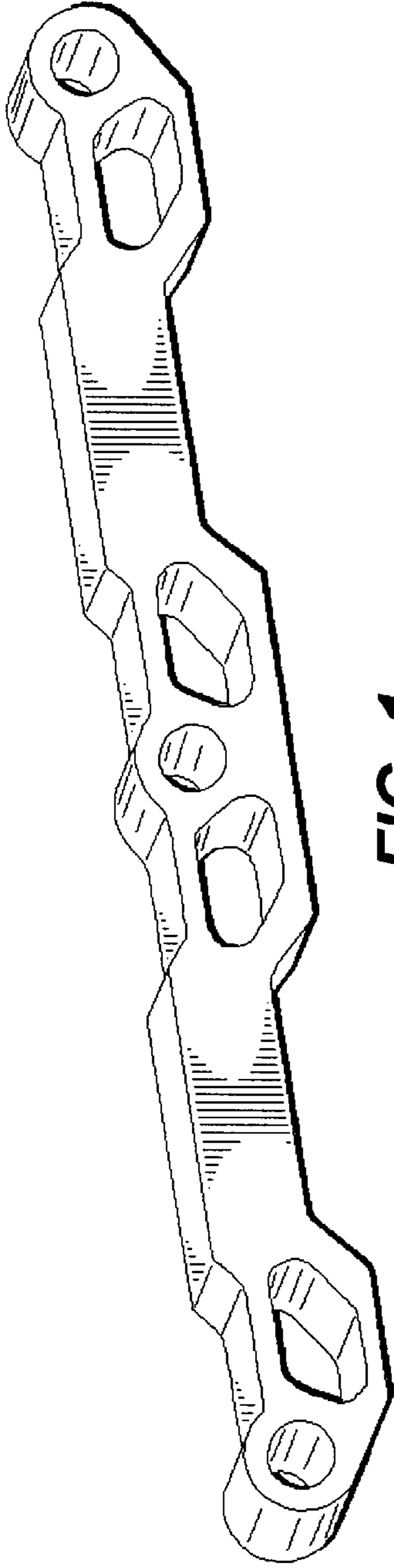


FIG. 1

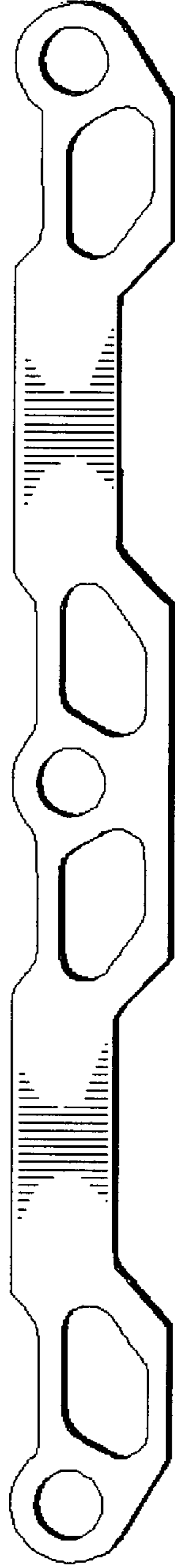


FIG. 2

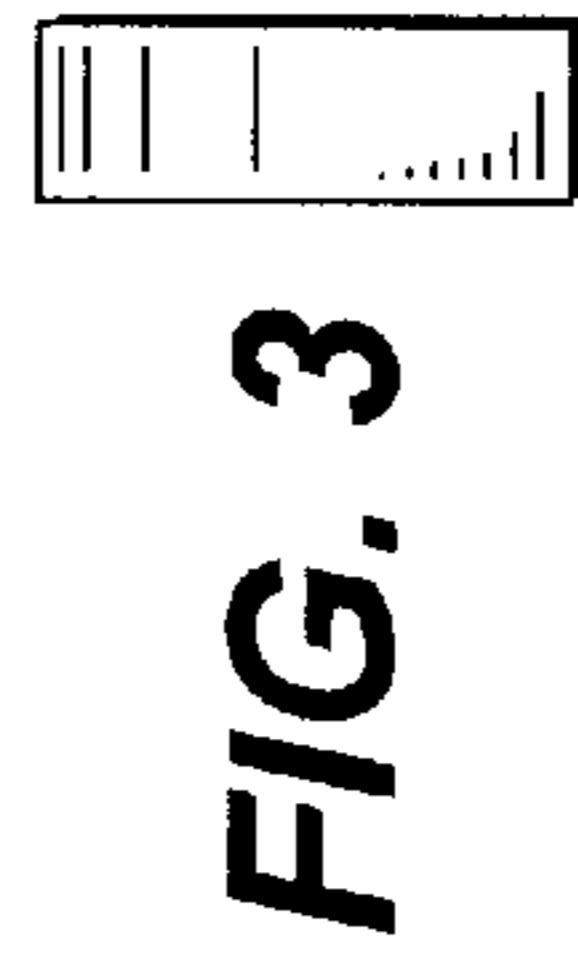


FIG. 3



FIG. 4



FIG. 5

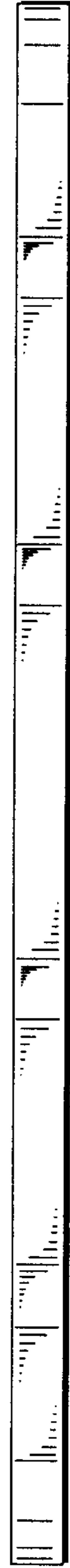


FIG. 6