



US00D404678S

**United States Patent** [19]  
**de Baschmakoff**

[11] **Patent Number: Des. 404,678**

[45] **Date of Patent: \*\*Jan. 26, 1999**

[54] **WRISTWATCH BAND**

[75] Inventor: **Thierry de Baschmakoff**, Paris, France

[73] Assignee: **FRED**, Paris, France

[\*\*] Term: **14 Years**

[21] Appl. No.: **79,375**

[22] Filed: **Nov. 14, 1997**

[30] **Foreign Application Priority Data**

May 16, 1997 [XH] Hague Agreement ..... DM 040.162

[51] **LOC (6) Cl.** ..... **11-01**

[52] **U.S. Cl.** ..... **D11/12; D11/4**

[58] **Field of Search** ..... D11/1-5, 12-25,  
D11/93; 224/164, 165, 175, 176, 178, 179;  
D10/32; 63/3-11; 59/79 R

[56] **References Cited**

**U.S. PATENT DOCUMENTS**

31,735 3/1861 Palmer ..... 63/7  
D. 78,958 7/1929 Wewetzer ..... D10/32

D. 110,093 6/1938 Kesterman ..... D11/12  
D. 139,740 12/1944 Adler ..... D11/12  
D. 254,198 2/1980 Hardy ..... D11/4  
D. 322,227 12/1991 Warhol ..... D10/32  
D. 340,871 11/1993 Iwamura ..... D10/32

*Primary Examiner*—Ralf Seifert  
*Attorney, Agent, or Firm*—Abelman, Frayne & Schwab

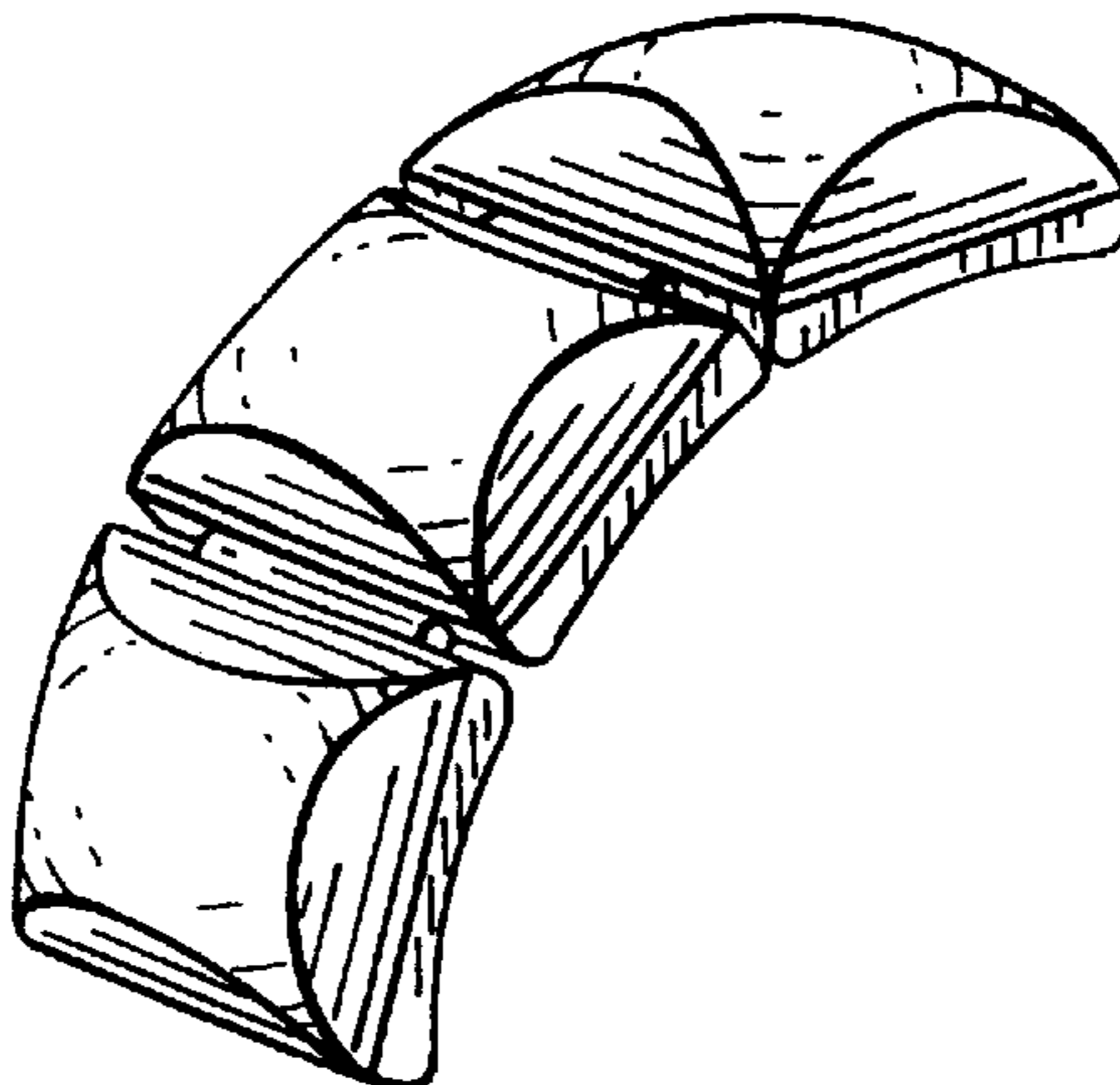
[57] **CLAIM**

I claim the ornamental design for a wristwatch band, as shown and described.

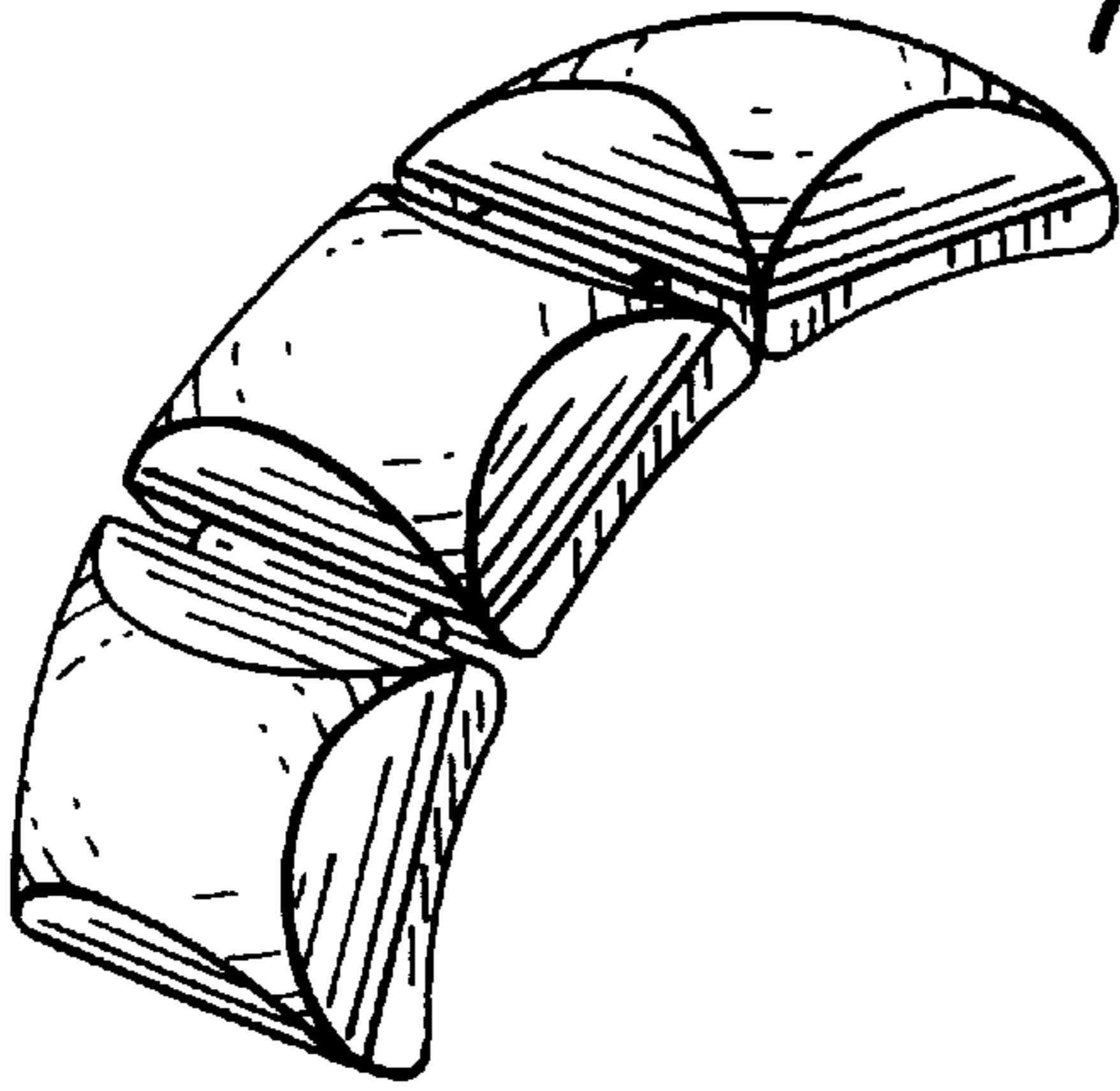
**DESCRIPTION**

FIG. 1 is a front perspective view thereof;  
FIG. 2 is a top plan view thereof;  
FIG. 3 is a bottom view thereof;  
FIG. 4 is a rear view thereof;  
FIG. 5 is a front view thereof;  
FIG. 6 is a right side view thereof, the left side view being a mirror image; and,  
FIG. 7 is a bottom view of a wristwatch band showing a second embodiment of my new design, the remaining views are like those shown in FIGS. 1, 2, 4, 5 and 6.


**1 Claim, 1 Drawing Sheet**



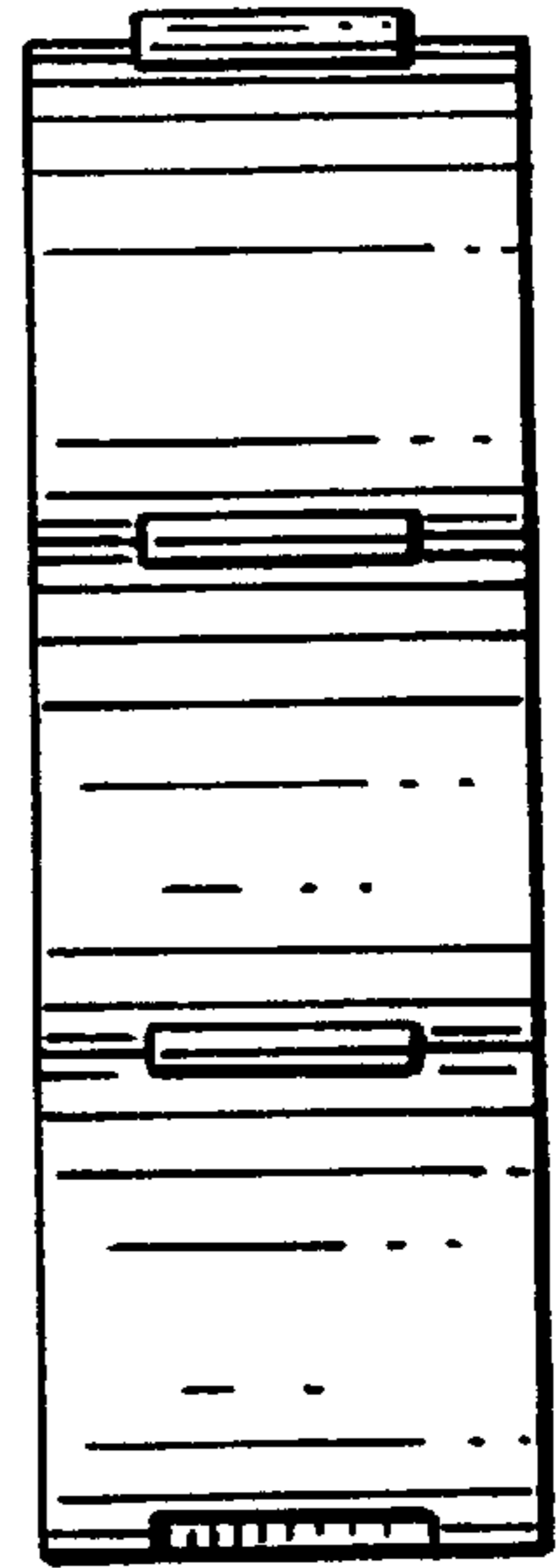
*FIG. 1*



*FIG. 2*



*FIG. 3*



*FIG. 4*



*FIG. 5*



*FIG. 6*



*FIG. 7*

