



US00D404655S

**United States Patent** [19]  
**Azegami**

[11] **Patent Number: Des. 404,655**

[45] **Date of Patent: \*\*Jan. 26, 1999**

[54] **WATCHCASE**

[75] **Inventor: Hitoshi Azegami, Chiba, Japan**

[73] **Assignee: Seiko Instruments Inc., Japan**

[\*\*] **Term: 14 Years**

[21] **Appl. No.: 82,921**

[22] **Filed: Jan. 30, 1998**

[51] **LOC (6) Cl. .... 10-02**

[52] **U.S. Cl. .... D10/30; D10/38**

[58] **Field of Search ..... D10/1-40, 122-132;  
368/280-282, 276-277, 28-30, 285, 239-242,  
82-84, 41-44**

[56] **References Cited**

**U.S. PATENT DOCUMENTS**

D. 237,784	11/1975	Crane	.....	D10/38
D. 244,086	4/1977	Lawrence	.....	D10/38
D. 245,674	9/1977	Sulek	.....	D10/38
D. 251,829	5/1979	Sulek	.....	D10/32
D. 255,224	6/1980	Sulek	.....	D10/38
D. 386,692	11/1997	Kume	.....	D10/30

D. 391,496	3/1998	Azegami	.....	D10/30
D. 391,497	3/1998	Kume	.....	D10/30
D. 391,498	3/1998	Kume	.....	D10/30

**OTHER PUBLICATIONS**

*Swiss Watch & Jewelry Journal*—Mar. 1977—p. 352—  
watches 5A & 5B at lower right.

*Primary Examiner*—Nelson C. Holtje  
*Attorney, Agent, or Firm*—Adams & Wilks


[57] **CLAIM**


The ornamental design for a watchcase, as shown and described.

**DESCRIPTION**


FIG. 1 is a front view of a watchcase showing my new design;  
FIG. 2 is a rear view thereof;  
FIG. 3 is a top view thereof;  
FIG. 4 is a bottom view thereof;  
FIG. 5 is a left view thereof;  
FIG. 6 is a right view thereof; and,  
FIG. 7 is a front right perspective view thereof.

**1 Claim, 1 Drawing Sheet**







*FIG. 3*




*FIG. 5*




*FIG. 1*




*FIG. 6*



*FIG. 4*



*FIG. 2*



*FIG. 7*