



US00D404654S

United States Patent [19]

Kume et al.

[11] Patent Number: Des. 404,654

[45] Date of Patent: **Jan. 26, 1999

[54] WATCHCASE

[75] Inventors: Toshiaki Kume; Takeshi Wada;
Hitoshi Azegami, all of Chiba, Japan

[73] Assignee: Seiko Instruments Inc., Japan

[**] Term: 14 Years

[21] Appl. No.: 80,021

[22] Filed: Nov. 26, 1997

[30] Foreign Application Priority Data

May 28, 1997 [JP] Japan 9-055926

[51] LOC (6) Cl. 10-02

[52] U.S. Cl. D10/30; D10/38

[58] Field of Search D10/1-40, 122-132;
368/280-282, 276-277, 28-30, 285, 239-242,
82-84, 41-44

[56] References Cited

U.S. PATENT DOCUMENTS

- D. 237,784 11/1975 Crane D10/38
- D. 238,254 12/1975 Sulek D10/38
- D. 238,759 2/1976 Sulek D10/38
- D. 244,086 4/1977 Lawrence D10/38
- D. 245,674 9/1977 Sulek D10/38
- D. 245,898 9/1977 Nilson D10/38
- D. 251,829 5/1979 Sulek D10/32

- D. 255,224 6/1980 Sulek D10/38
- D. 386,692 11/1997 Kume D10/30
- D. 391,496 3/1998 Azegami D10/30
- D. 391,497 3/1998 Kume D10/30
- D. 391,498 3/1998 Kume D10/30

OTHER PUBLICATIONS

Swiss Watch & Jewelry Journal—Mar. 1977—p. 352—watches 5A+5B at lower-right.

Jeweler's Circular—Keystone—Mar. 1976—p. 22—watch at middle.

Primary Examiner—Nelson C. Holtje
Attorney, Agent, or Firm—Adams & Wilks

[57] CLAIM

The ornamental design for a watchcase, as shown and described.

DESCRIPTION

FIG. 1 is a front elevational view of a watchcase showing my new design;

FIG. 2 is a left elevational view thereof;

FIG. 3 is a right elevational view thereof;


FIG. 4 is a top plan view thereof;

FIG. 5 is a bottom plan view thereof;

FIG. 6 is a rear elevational view thereof; and,

FIG. 7 is a front, right perspective view thereof.

1 Claim, 1 Drawing Sheet






FIG. 4




FIG. 2




FIG. 1




FIG. 3




FIG. 5




FIG. 6




FIG. 7