



US00D404644S

# United States Patent [19] Meeker

[11] **Patent Number: Des. 404,644**

[45] **Date of Patent: \*\*Jan. 26, 1999**

[54] **DENTAL PACKAGE**

[75] Inventor: **Shane Edwin Meeker**, Maineville, Ohio

[73] Assignee: **The Procter & Gamble Company**, Cincinnati, Ohio

[\*\*] Term: **14 Years**

[21] Appl. No.: **86,620**

[22] Filed: **Apr. 16, 1998**

[51] **LOC (6) Cl. .... 09-07**

[52] **U.S. Cl. .... D9/415; D24/227**

[58] **Field of Search .... D9/415, 418; D24/176, D24/181, 227; 206/63.5, 368, 369, 461, 462, 471, 472; 220/4.22**

D. 322,031	12/1991	Fleming	.....	D9/424
D. 338,401	8/1993	Williams	.....	D9/415
D. 353,744	12/1994	Ferris et al.	.....	D7/629
D. 373,952	9/1996	Exarhos et al.	.....	D9/423
2,196,566	4/1940	Sabattis	.....	206/1
2,375,645	5/1945	Gordon	.....	206/1
2,444,294	6/1948	Jones	.....	206/1
2,620,919	12/1952	Passmore	.....	206/1
4,278,693	7/1981	Dingethal et al.	.....	426/129
4,666,037	5/1987	Wiessman	.....	206/63.5
4,697,700	10/1987	Weissman	.....	206/83
4,966,319	10/1990	Fleming	.....	224/207

*Primary Examiner*—Louis S. Zarfaz  
*Assistant Examiner*—G. Andoll  
*Attorney, Agent, or Firm*—Jack L. Oney, Jr.

### [57] **CLAIM**

The ornamental design for a dental package, as shown and described.

### **DESCRIPTION**

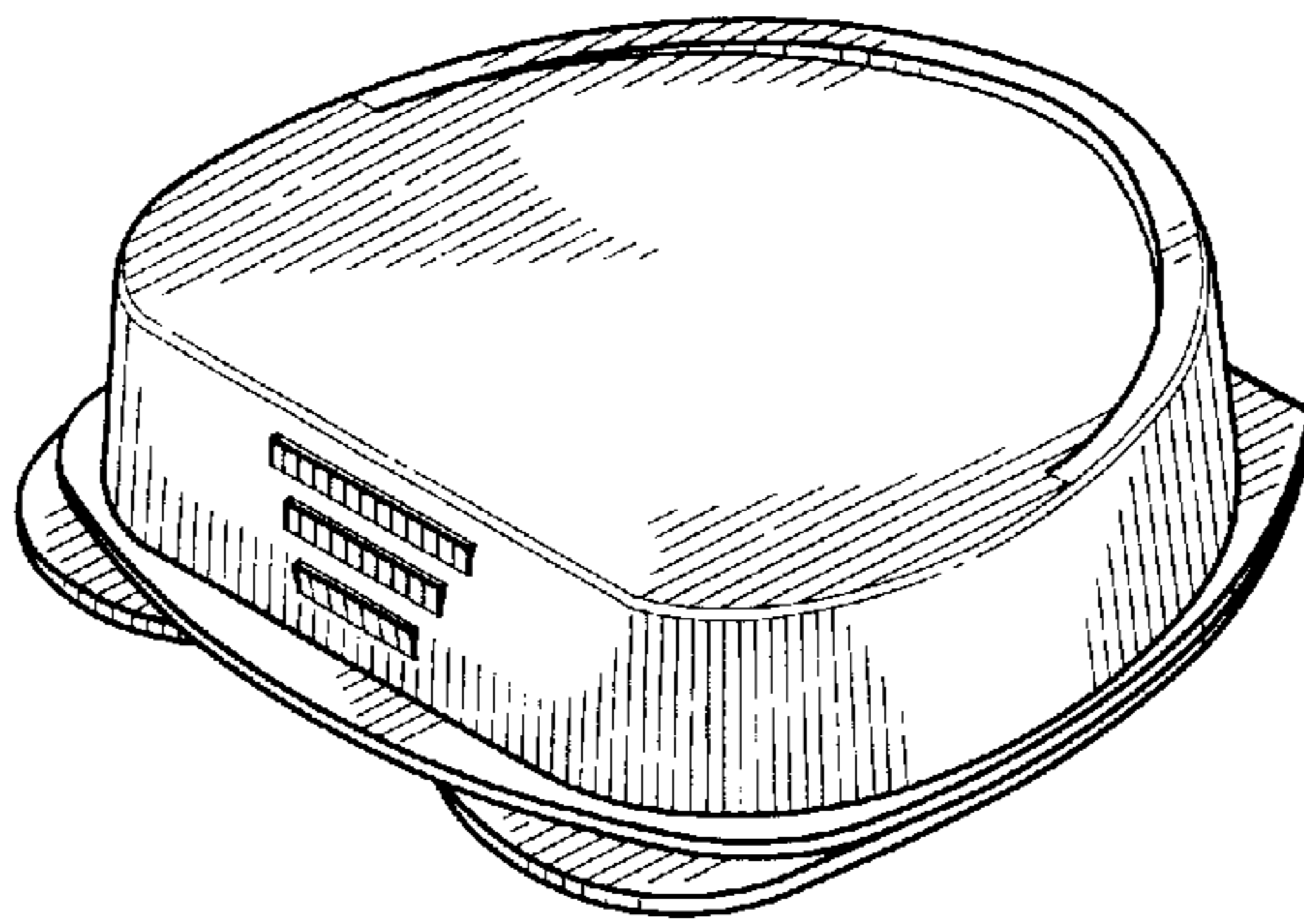
FIG. 1 is a perspective view of a dental package, embodying my new design;  
FIG. 2 is a top view thereof;  
FIG. 3 is a bottom view thereof;  
FIG. 4 is a front elevational view thereof;  
FIG. 5 is a right side elevational view thereof; the left side elevational view thereof being a mirror image; and,  
FIG. 6 is a rear elevational view thereof.

**1 Claim, 1 Drawing Sheet**

### [56] **References Cited**

#### U.S. PATENT DOCUMENTS

Re. 35,034	9/1995	Albert	.....	206/63.5
D. 120,746	5/1940	Trevisan	.	
D. 187,403	3/1960	Wachtel	.	
D. 187,887	5/1960	Schwartz	.	
D. 257,790	1/1981	Kesling	.....	D24/227
D. 278,979	5/1985	Anderson et al.	.....	D9/415
D. 283,541	4/1986	Huffman	.....	D24/16
D. 285,177	8/1986	Goetz	.....	D9/420
D. 285,414	9/1986	Goetz et al.	.....	D9/420
D. 315,954	4/1991	Berland	.....	D24/10



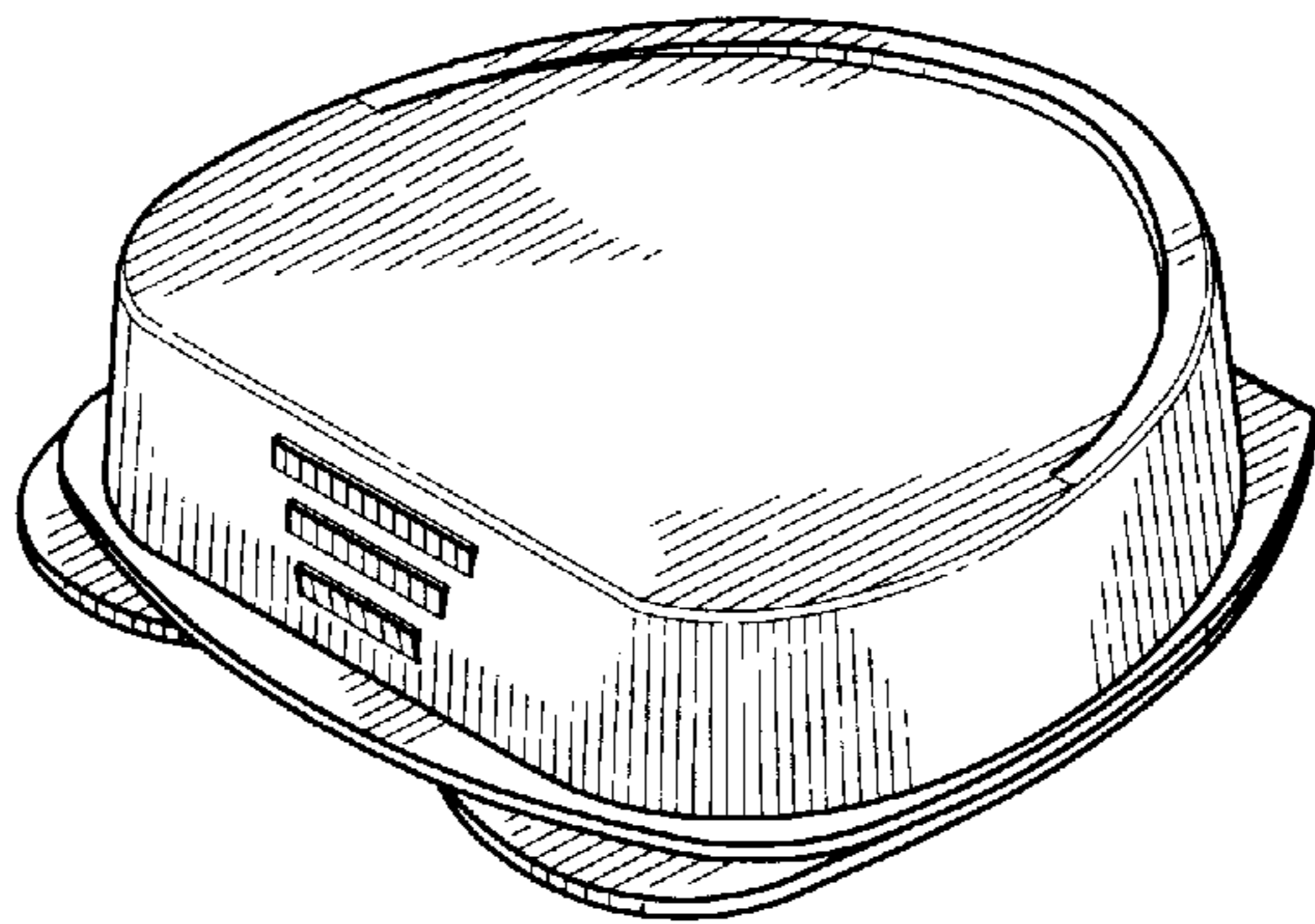


Fig. 1

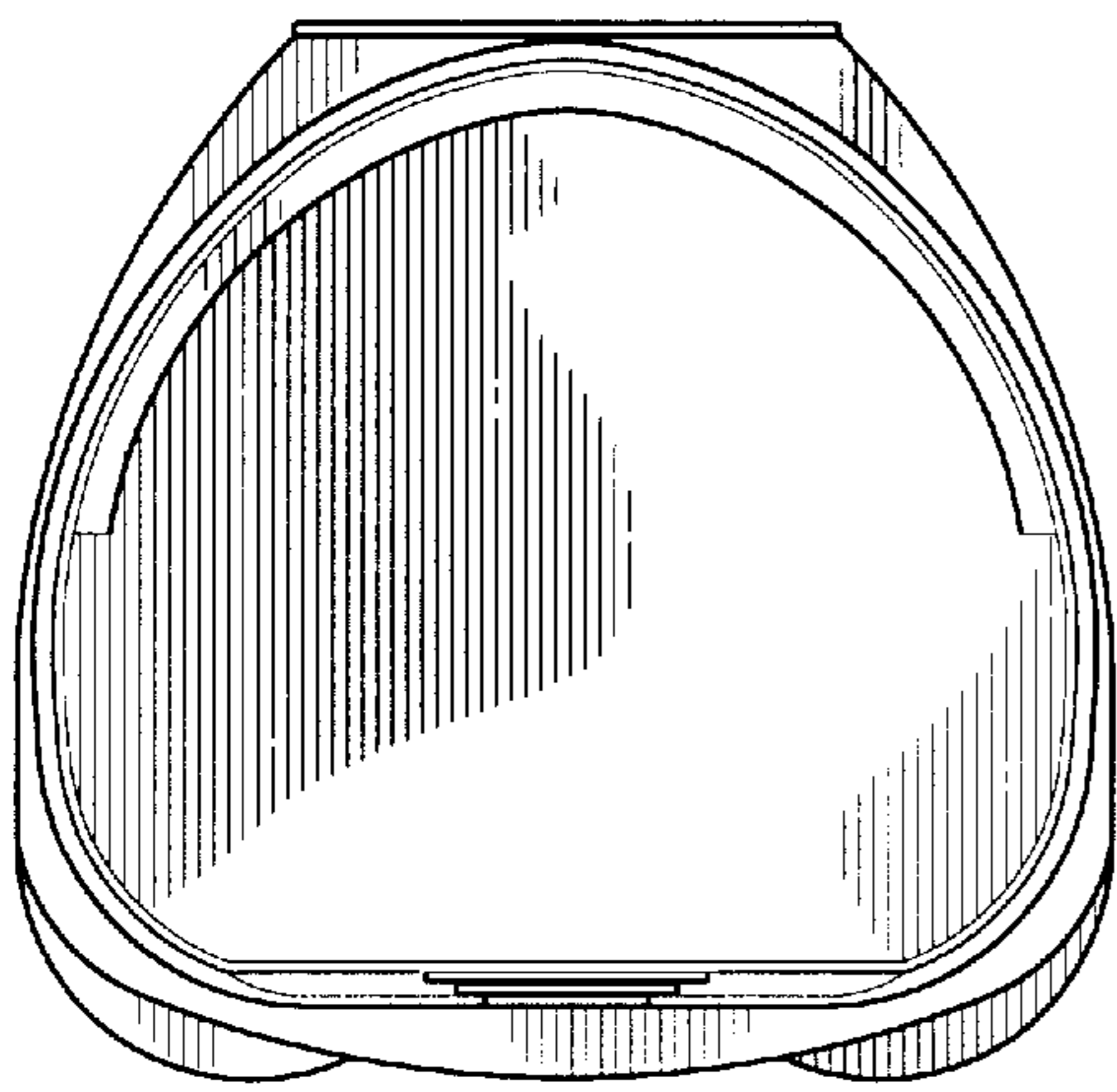


Fig. 2

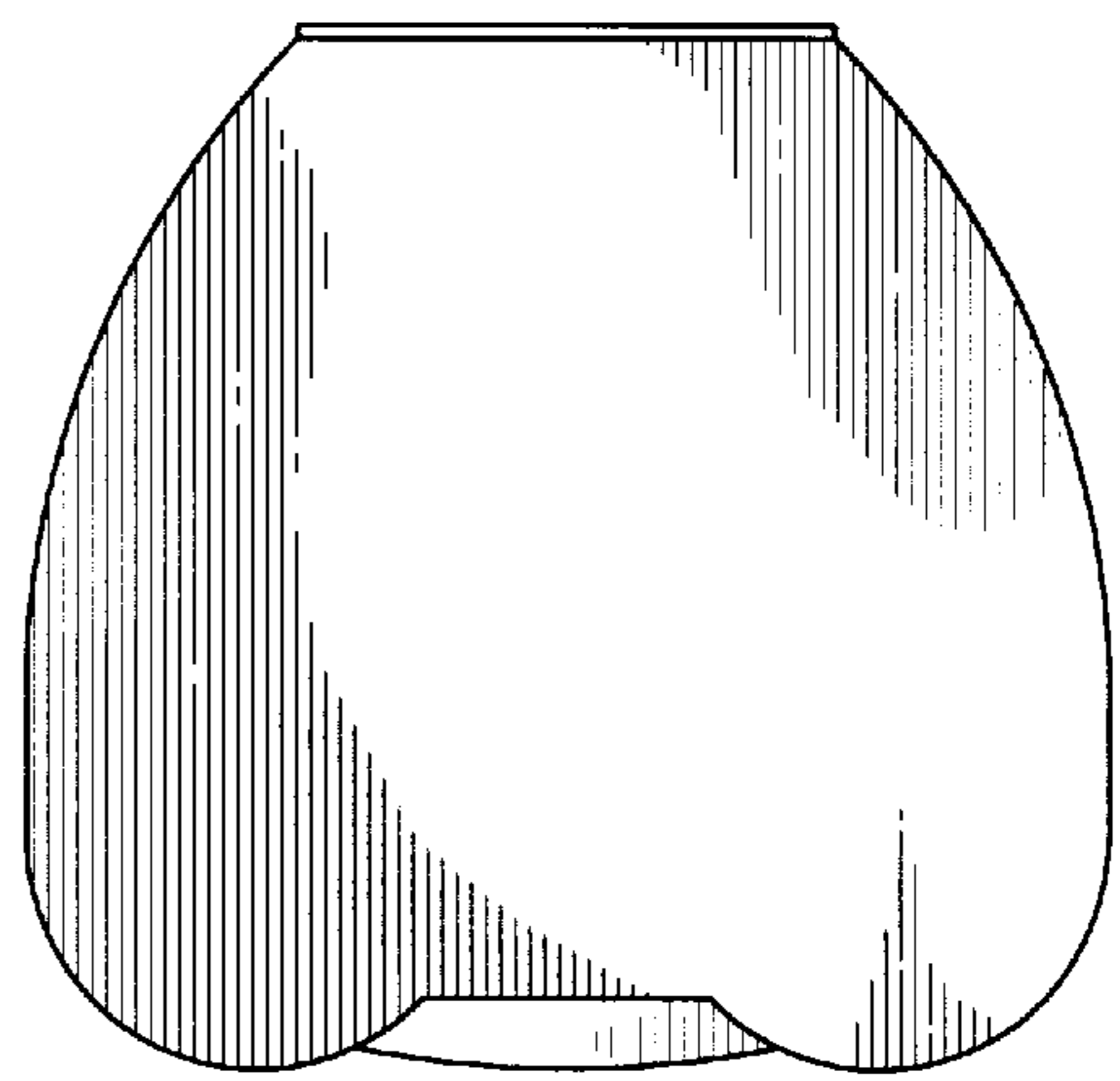


Fig. 3

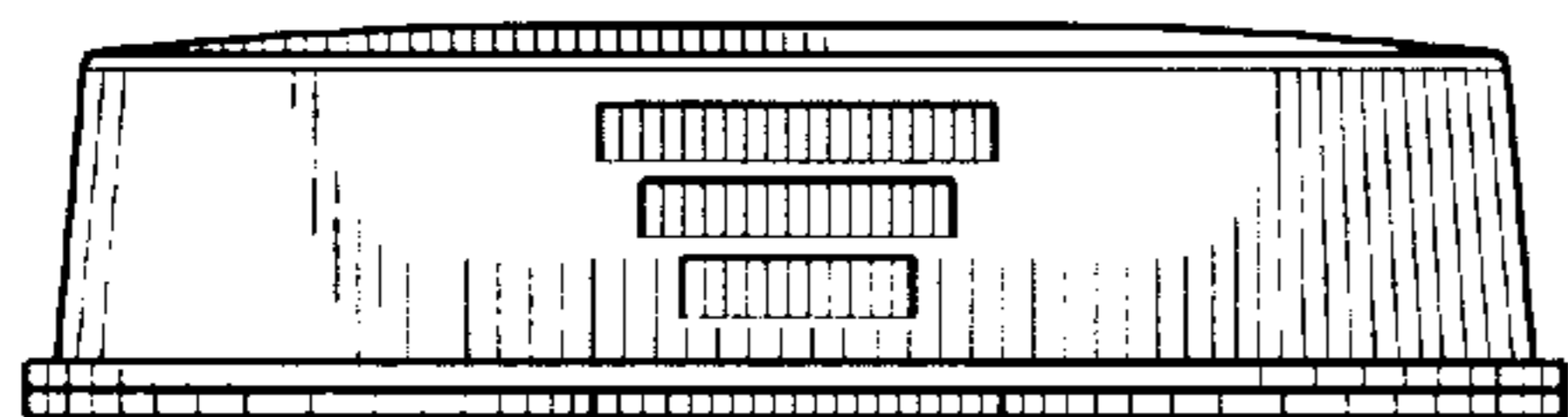


Fig. 4

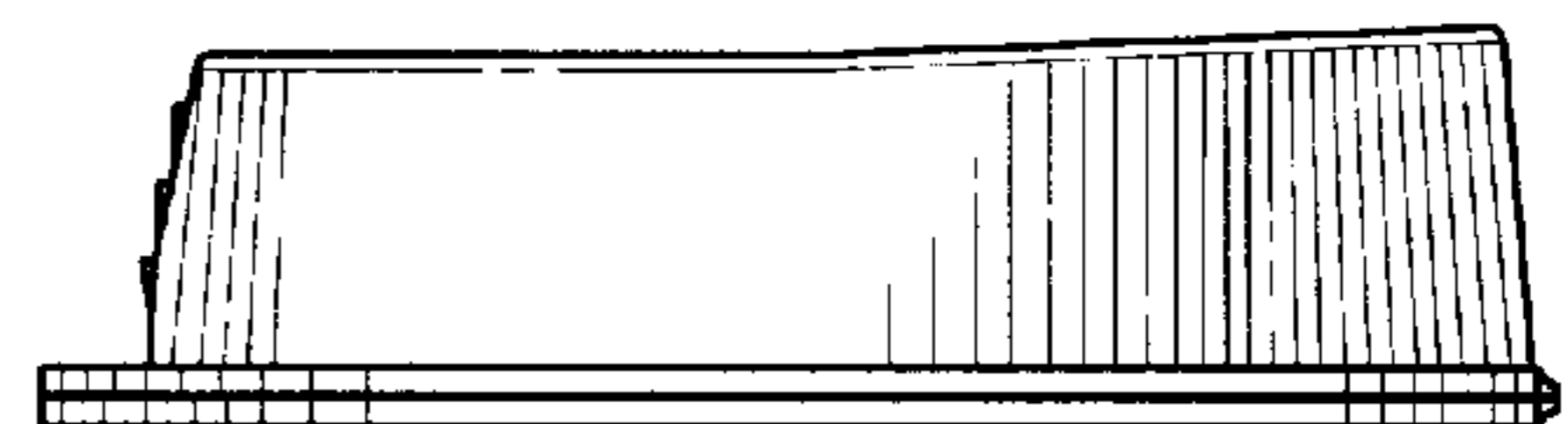


Fig. 5



Fig. 6