



US00D404643S

**United States Patent** [19]  
**Walker**

[11] **Patent Number: Des. 404,643**

[45] **Date of Patent: \*\*Jan. 26, 1999**

[54] **BOTTLE CARRIER CLIP**

[76] Inventor: **Arthur B. Walker**, 113 Willow Farm  
La., Aurora, Ontario, Canada, L4G 6K3

[\*\*] Term: **14 Years**

[21] Appl. No.: **80,710**

[22] Filed: **Dec. 15, 1997**

[51] **LOC (6) Cl. .... 09-03**

[52] **U.S. Cl. .... D9/344**

[58] **Field of Search** ..... D9/344, 443, 455,  
D9/499; 206/143, 145, 147-148, 150, 162;  
294/87.2

[56] **References Cited**

**U.S. PATENT DOCUMENTS**

D. 197,357	1/1964	De Shazor, Jr. ....	D9/344
D. 272,316	1/1984	Braun .....	D9/344
D. 349,459	8/1994	Borg .....	D9/455
2,754,962	7/1956	Scrymgeour .....	294/87.2
3,160,304	12/1964	Peacock .	

3,369,723	2/1968	Saari et al. .	
3,682,352	8/1972	Doucette .....	294/87.2 X
4,120,434	10/1978	Hewes .	
5,301,857	4/1994	Green .	
5,573,152	11/1996	Arnold .	

*Primary Examiner*—Ted Shooman  
*Assistant Examiner*—Nanda Bondade

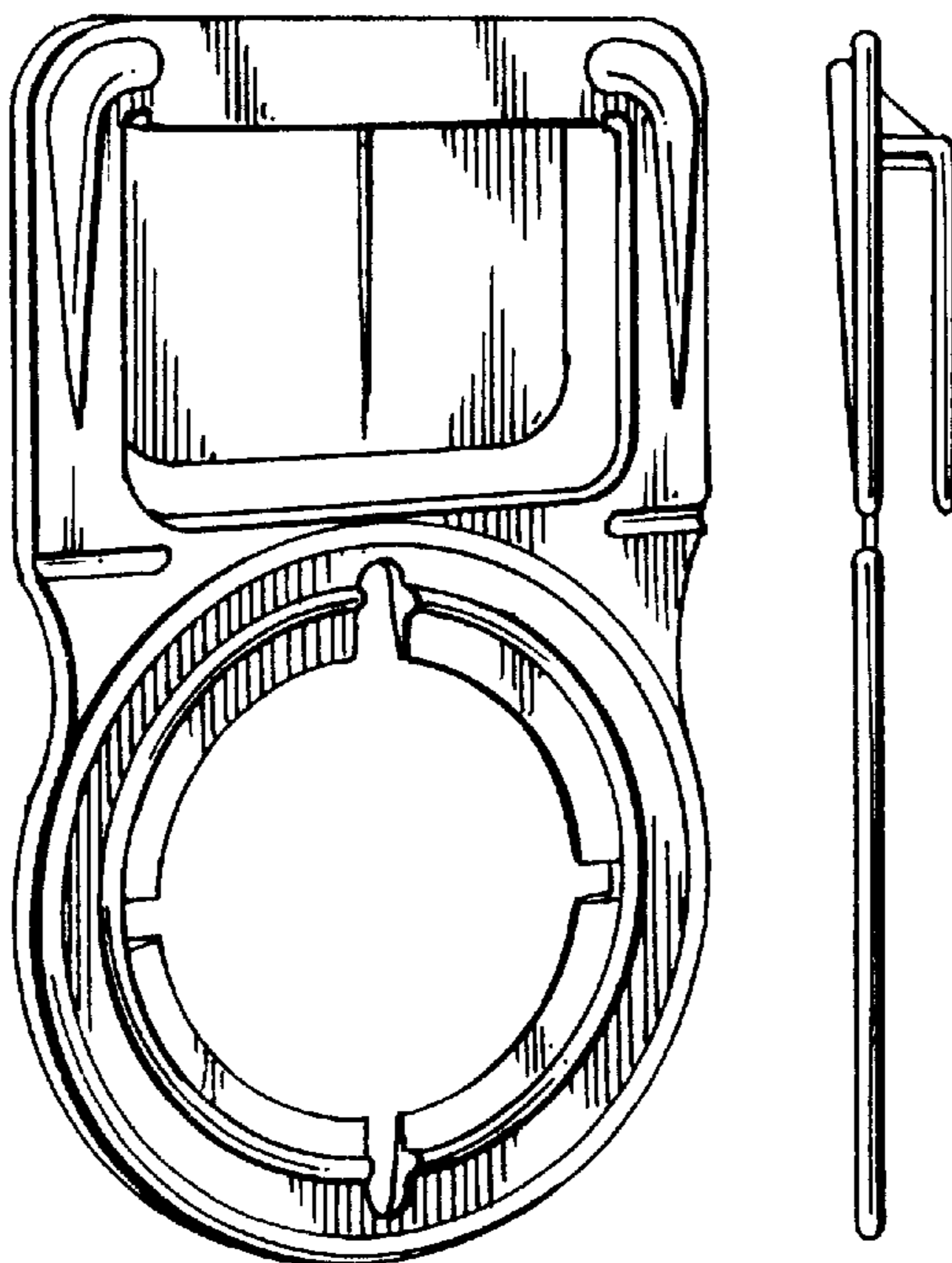
[57] **CLAIM**

The ornamental design for a bottle carrier clip, as shown and described.

**DESCRIPTION**

FIG. 1 is a perspective view of a bottle carrier clip showing my new design;  
FIG. 2 is a front elevational view thereof;  
FIG. 3 is a rear elevational view thereof;  
FIG. 4 is a left side elevational view thereof;  
FIG. 5 is a right side elevational view thereof;  
FIG. 6 is a bottom plan view thereof; and,  
FIG. 7 is a top plan view thereof.

**1 Claim, 2 Drawing Sheets**



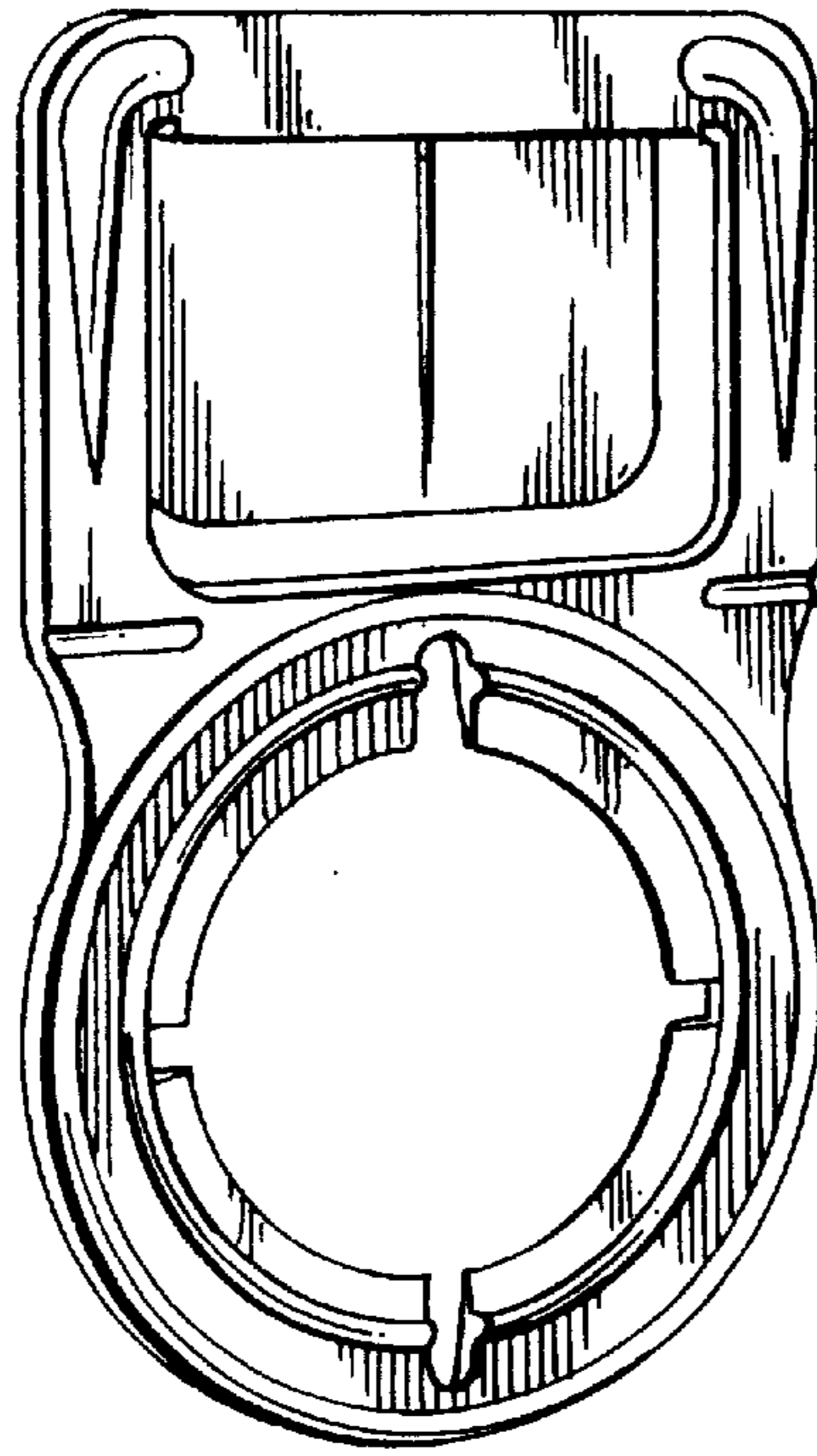


FIG. 1

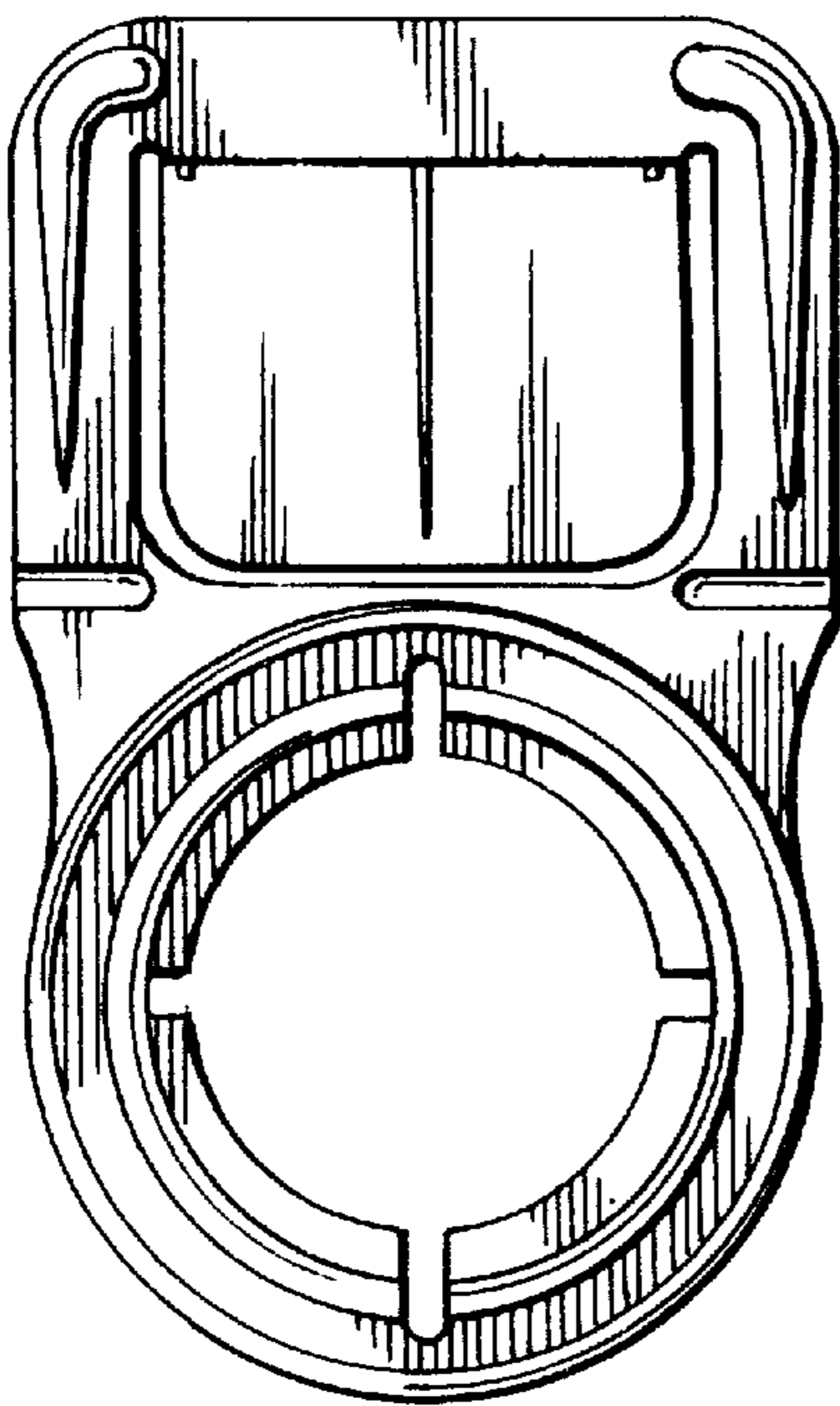


FIG. 2

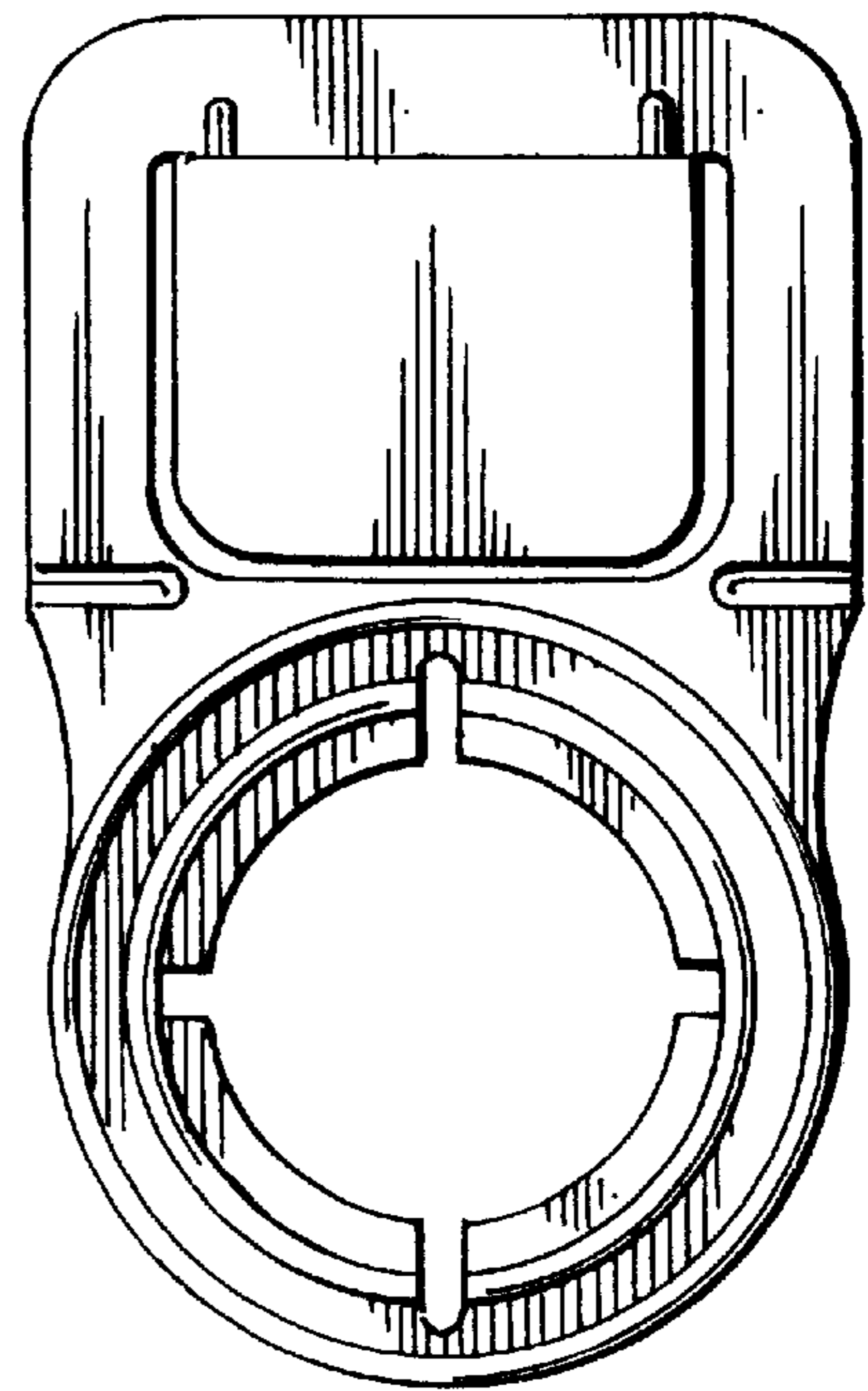


FIG. 3



FIG. 4



FIG. 5



FIG. 6




FIG. 7