



US00D404602S

United States Patent [19] Loud

[11] **Patent Number: Des. 404,602**

[45] **Date of Patent: **Jan. 26, 1999**

[54] **MASSAGING SYSTEM SEAT CUSHION**

[75] Inventor: **Craig M. Loud**, Whittier, Calif.

[73] Assignee: **JB Research, Inc.**, Bellflower, Calif.

[**] Term: **14 Years**

[21] Appl. No.: **79,138**

[22] Filed: **Oct. 24, 1997**

D. 277,917	3/1985	Slakman	D6/604
D. 330,118	10/1992	Lanius et al.	D6/356
D. 362,126	9/1995	Carter	D6/356
D. 392,832	3/1998	Loud	D6/601
5,060,937	10/1991	Rushatz et al.	5/417 X

Primary Examiner—Janice E. Seeger
Attorney, Agent, or Firm—Sheldon & Mak

Related U.S. Application Data

[62] Division of Ser. No. 51,543, Mar. 13, 1996, Pat. No. Des. 392,832.

[51] **LOC (6) Cl.** **06-09**

[52] **U.S. Cl.** **D6/601; D6/604**

[58] **Field of Search** D6/595-597, 601, D6/604, 605, 356, 611; 297/180.11, 229, 452.43, 452.45; 5/417-420, 706, 710, 652-654; D21/237

References Cited

U.S. PATENT DOCUMENTS

D. 237,330 10/1975 Skyer D6/356

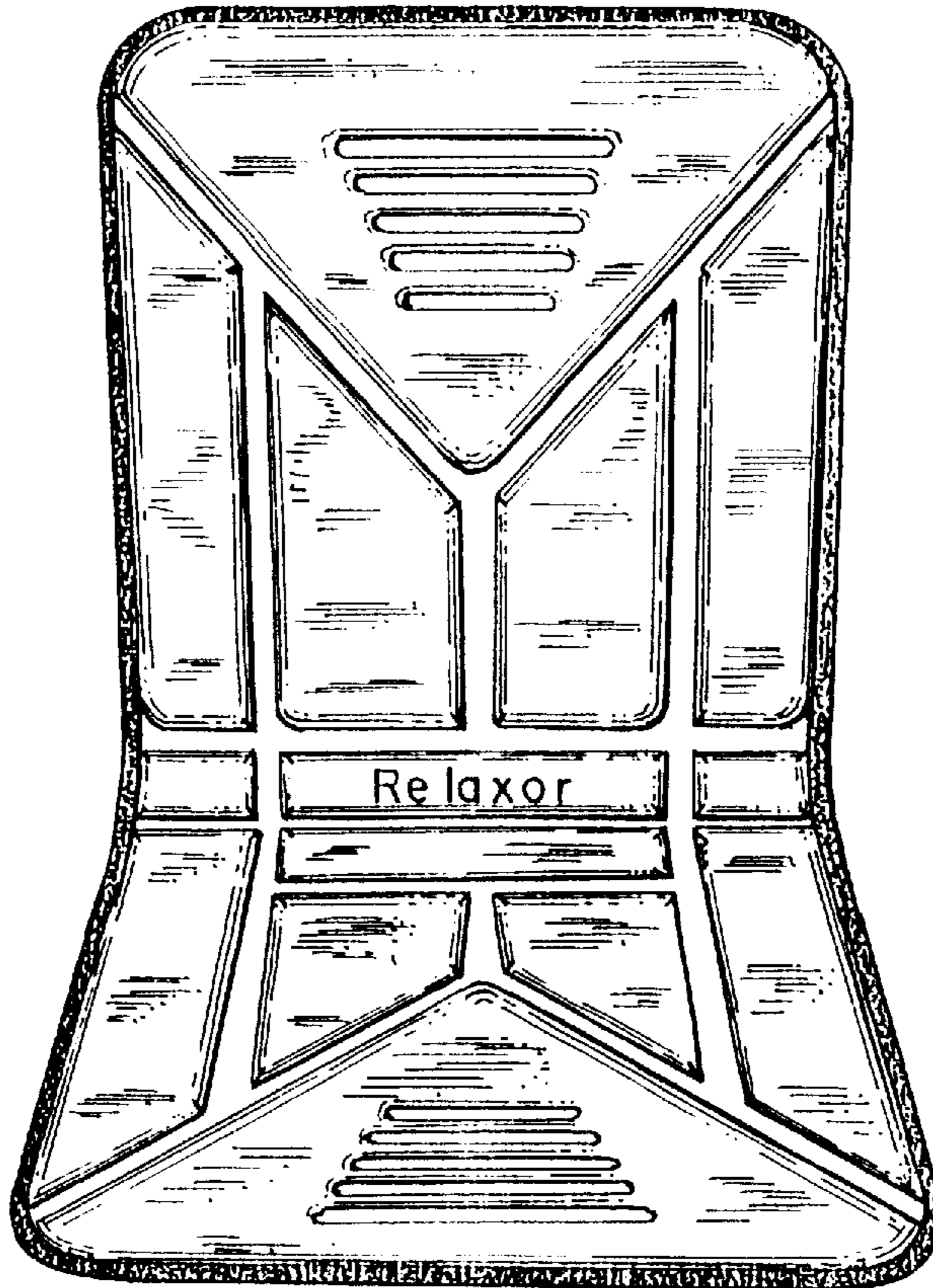
[57] CLAIM

The ornamental design for a massaging system seat cushion, as shown and described.

DESCRIPTION

FIG. 1 is a perspective view of massaging system seat cushion showing my new design;
FIG. 2 is a view of the front of the cushion shown in FIG. 1;
FIG. 3 is a view of the back of the cushion shown in FIG. 1;
FIG. 4 is a top end view of the cushion shown in FIG. 1;
FIG. 5 is a bottom end view of the cushion shown in FIG. 1; and,
FIG. 6 is a view of a left side of the cushion shown on FIG. 1, the right side being a mirror image thereof.

1 Claim, 3 Drawing Sheets



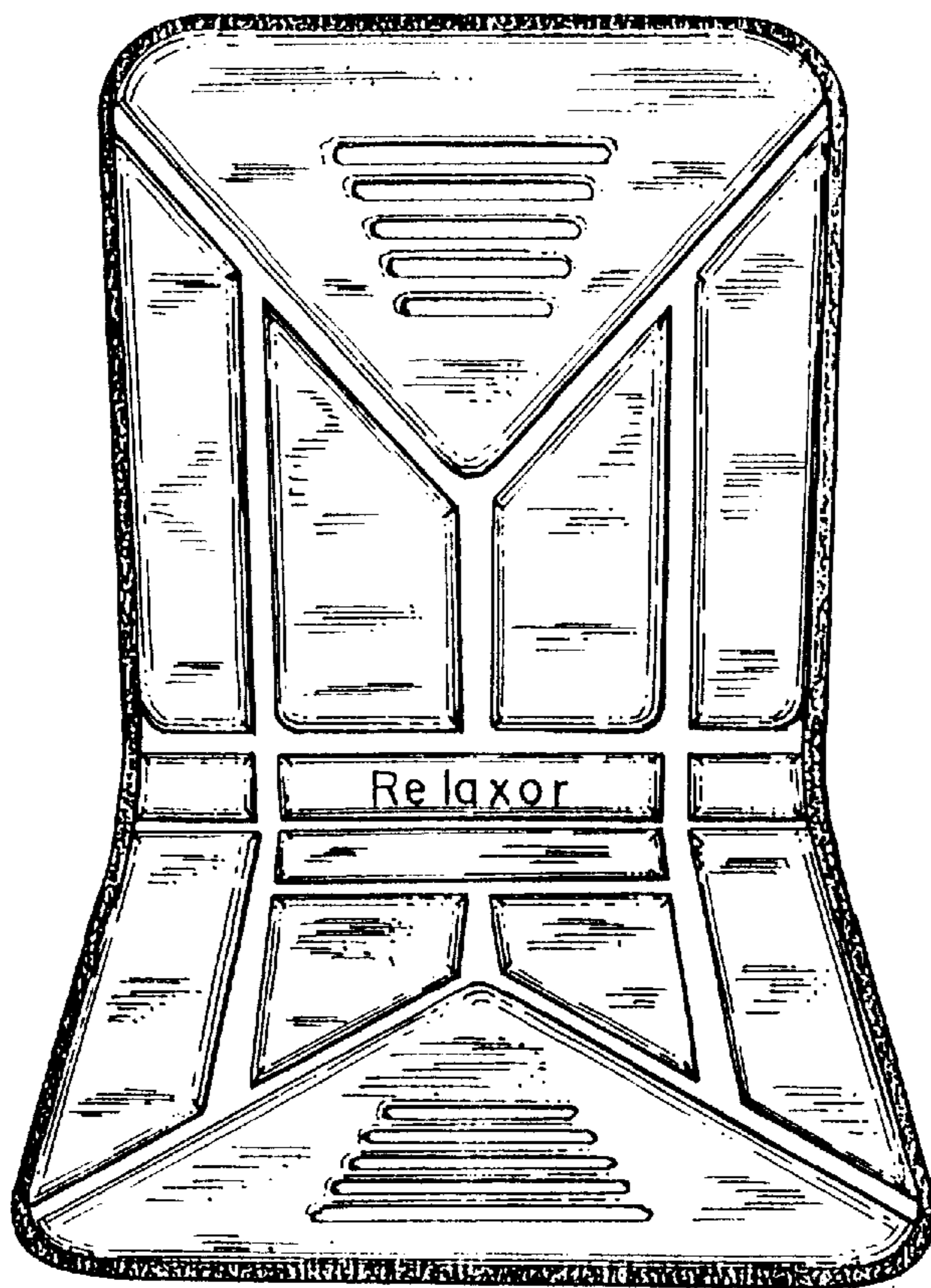


Fig. 1.




Fig. 2.

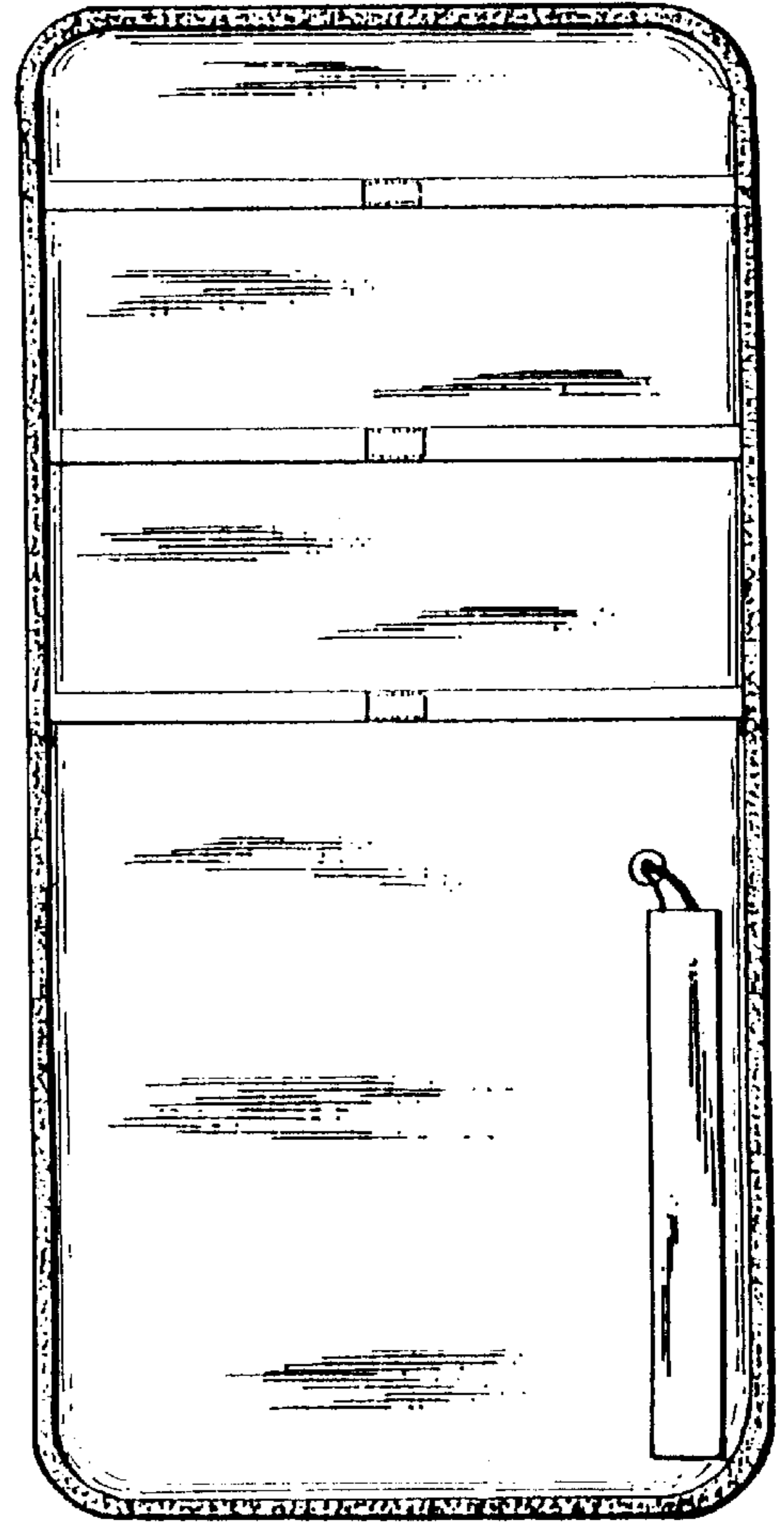


Fig. 3

Fig. 4.

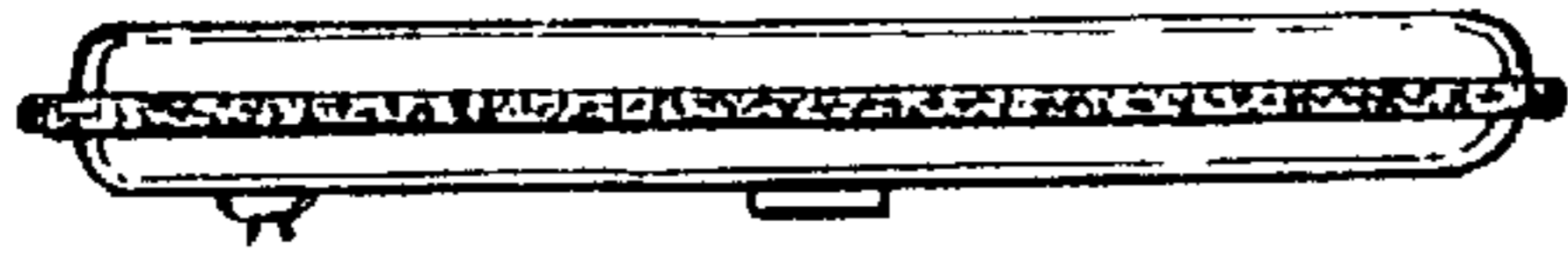


Fig. 5.



Fig. 6.

