



US00D404575S

# United States Patent [19] Vetter

[11] **Patent Number: Des. 404,575**

[45] **Date of Patent: \*\*Jan. 26, 1999**

[54] **FLEXIBLE SCRUBBING BRUSH**

297,555 4/1884 Baker ..... 15/159.1  
4,845,799 7/1989 Amundson ..... 15/201 X

[75] Inventor: **Roland Vetter**, Giengen-Sachsenhausen,  
Germany

[73] Assignee: **Schwaebische Buerstenfabrik Hans  
Haug KG**, Koenigsbrunn, Germany

[\*\*] Term: **14 Years**

*Primary Examiner*—Alan P. Douglas  
*Assistant Examiner*—Lavone D. Tabor  
*Attorney, Agent, or Firm*—Flynn, Thiel, Boutell & Tanis,  
P.C.

[21] Appl. No.: **77,890**

[22] Filed: **Sep. 23, 1997**

[51] **LOC (6) Cl.** ..... **04-01**

[52] **U.S. Cl.** ..... **D4/130**

[58] **Field of Search** ..... D4/130, 135, 138;  
15/159.1, 160, 186, 187, 191.1, 192, 193,  
201

## [57] CLAIM

I claim the ornamental design for a flexible scrubbing brush,  
as shown and described.

## DESCRIPTION

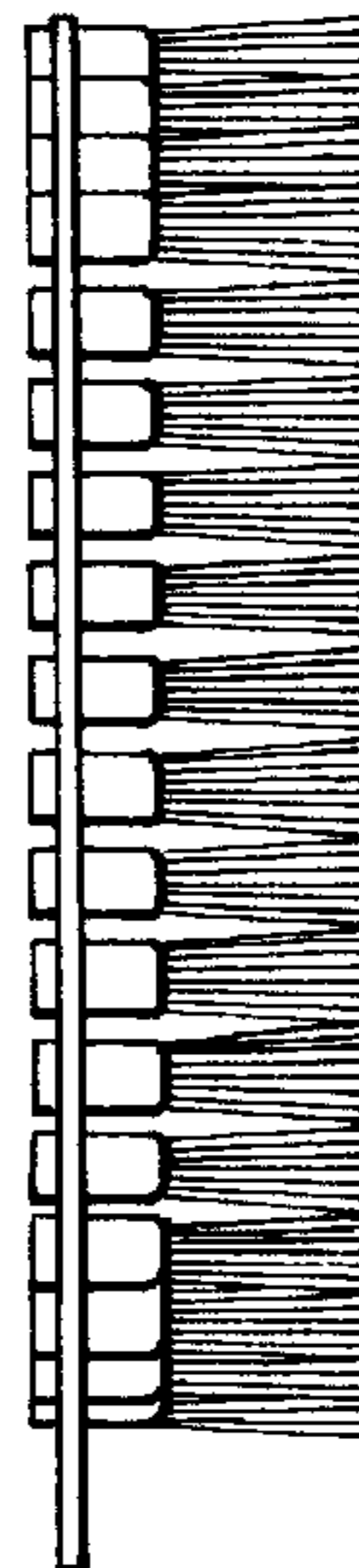


FIG. 1 is a top plan view of a flexible scrubbing brush  
showing my new design;  
FIG. 2 is a bottom plan view thereof;  
FIG. 3 is a front elevational view thereof;  
FIG. 4 is a rear elevational view thereof;  
FIG. 5 is a right side elevational view thereof; and,  
FIG. 6 is a left side elevational view thereof.

## [56] References Cited

### U.S. PATENT DOCUMENTS

D. 280,267 8/1985 Bryant et al. .... D4/130

**1 Claim, 1 Drawing Sheet**






FIG. 1




FIG. 2

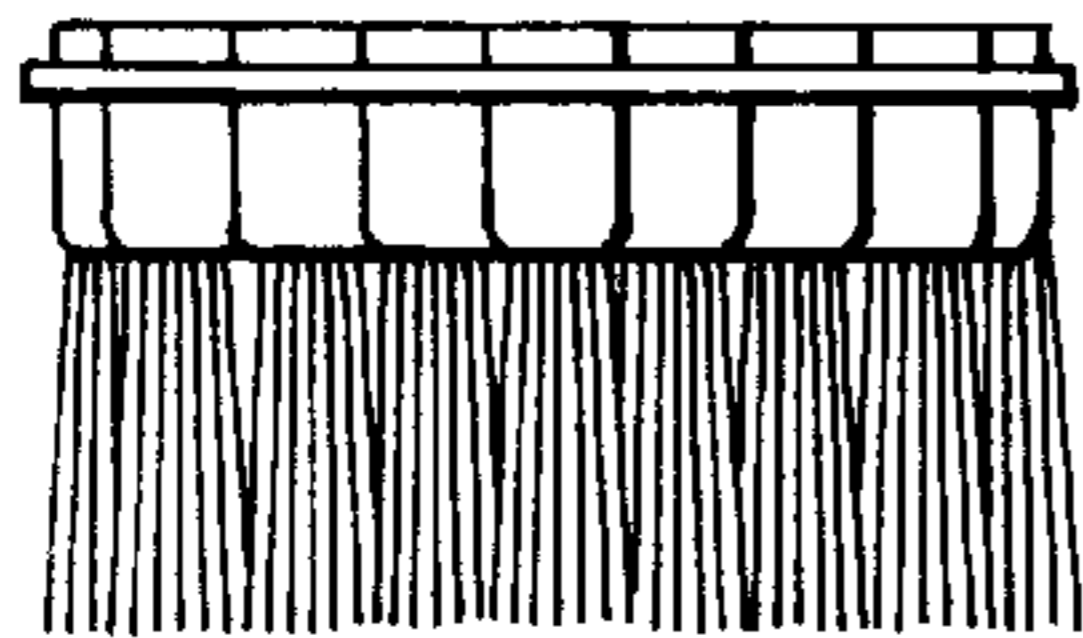


FIG. 3

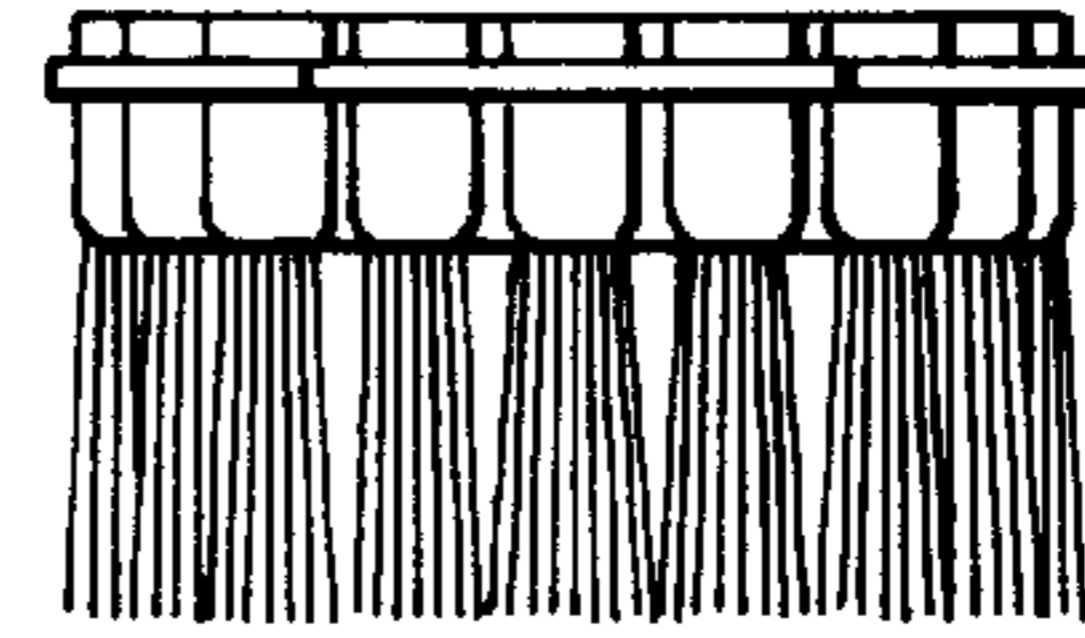


FIG. 4

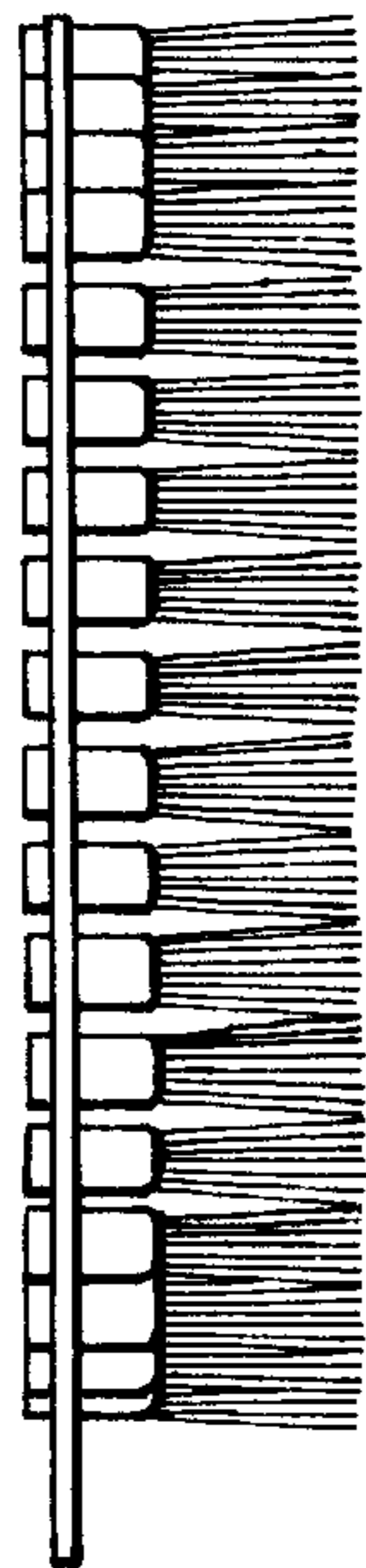


FIG. 5

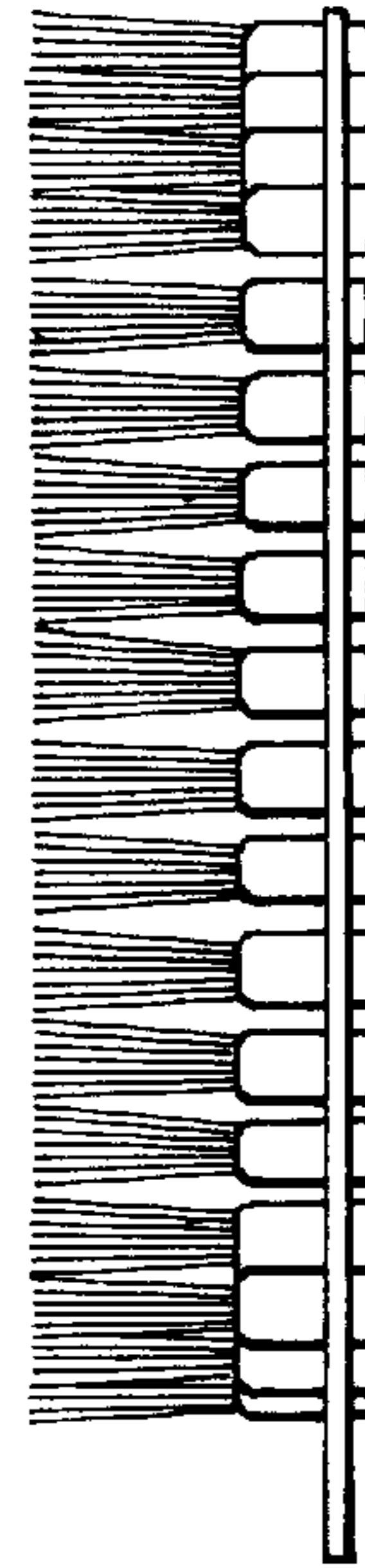


FIG. 6