



US00D404559S

United States Patent [19]

Wiley et al.

[11] **Patent Number: Des. 404,559**

[45] **Date of Patent: **Jan. 26, 1999**

[54] **COVER FOR FOREARM CRUTCHES**

D. 380,893	7/1997	Sigsworth	D3/8
5,560,382	10/1996	Wagner	135/73
5,645,095	7/1997	Ramonowski	135/68

[76] Inventors: **Dixie C. Wiley**, Rte. 1, Box 593; **Alice L. Green**, Rte. 4, Box 3627, both of Lake Butler, Fla. 32054

Primary Examiner—Doris V. Coles
Assistant Examiner—Catherine R. Oliver

[**] Term: **14 Years**

[57] **CLAIM**

[21] Appl. No.: **66,700**

The ornamental design for a cover for forearm crutches, as shown and described.

[22] Filed: **Mar. 24, 1997**

DESCRIPTION

[51] **LOC (6) Cl.** **03-04**

[52] **U.S. Cl.** **D3/10**

[58] **Field of Search** D3/10, 7, 8, 5;
135/68, 71, 73, 72, 66

FIG. 1 is a front elevational view of the cover for forearm crutches showing our new design;
FIG. 2 is a rear elevational view thereof;
FIG. 3 is a right side view thereof;
FIG. 4 is a left side view thereof;
FIG. 5 is a top plan view thereof; and,
FIG. 6 is a bottom plan view thereof.

[56] **References Cited**

U.S. PATENT DOCUMENTS

D. 307,353	4/1990	Greatwood	D3/10
D. 364,267	11/1995	Poxleitner et al.	D3/8

1 Claim, 3 Drawing Sheets

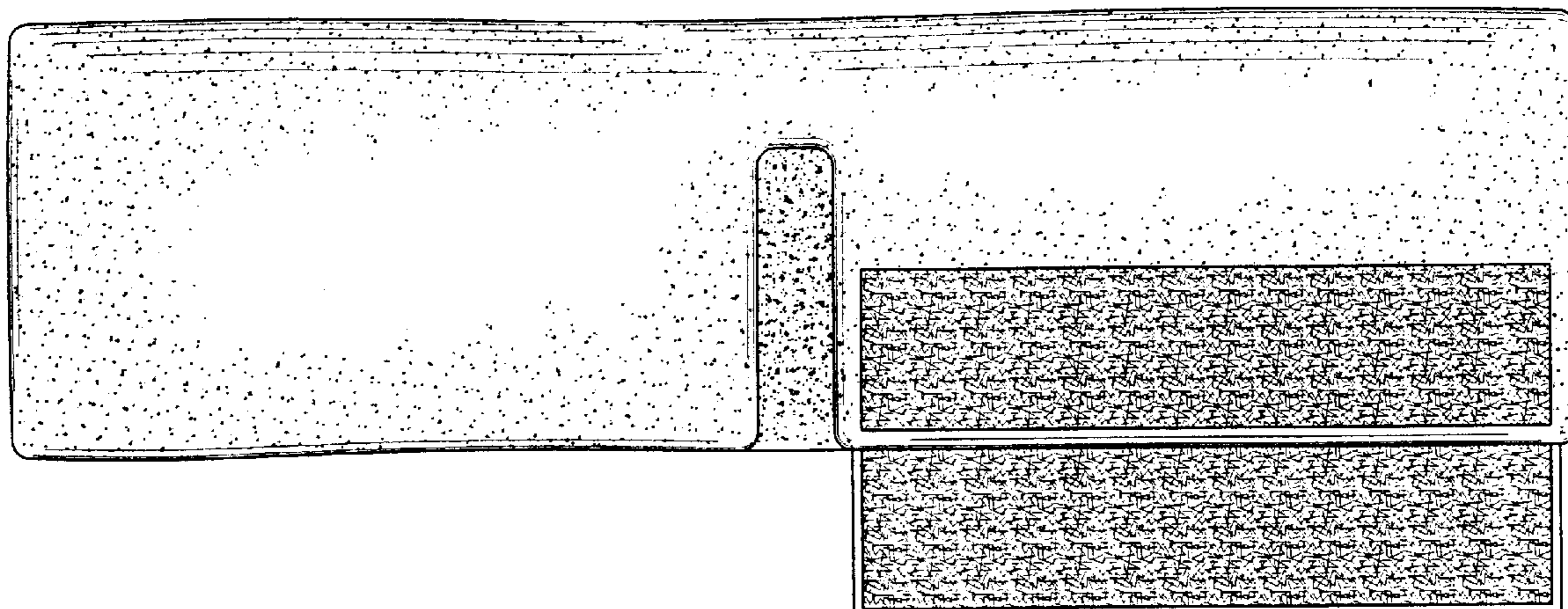


FIG. 1

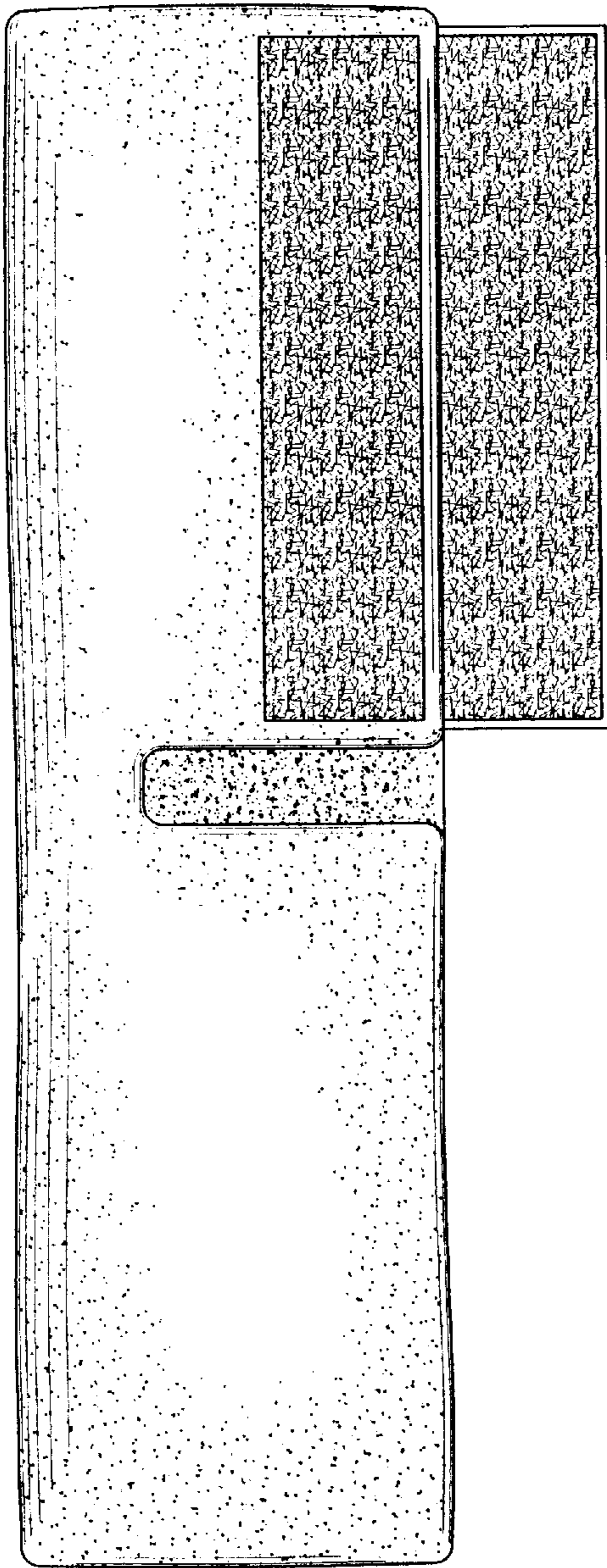


FIG. 2

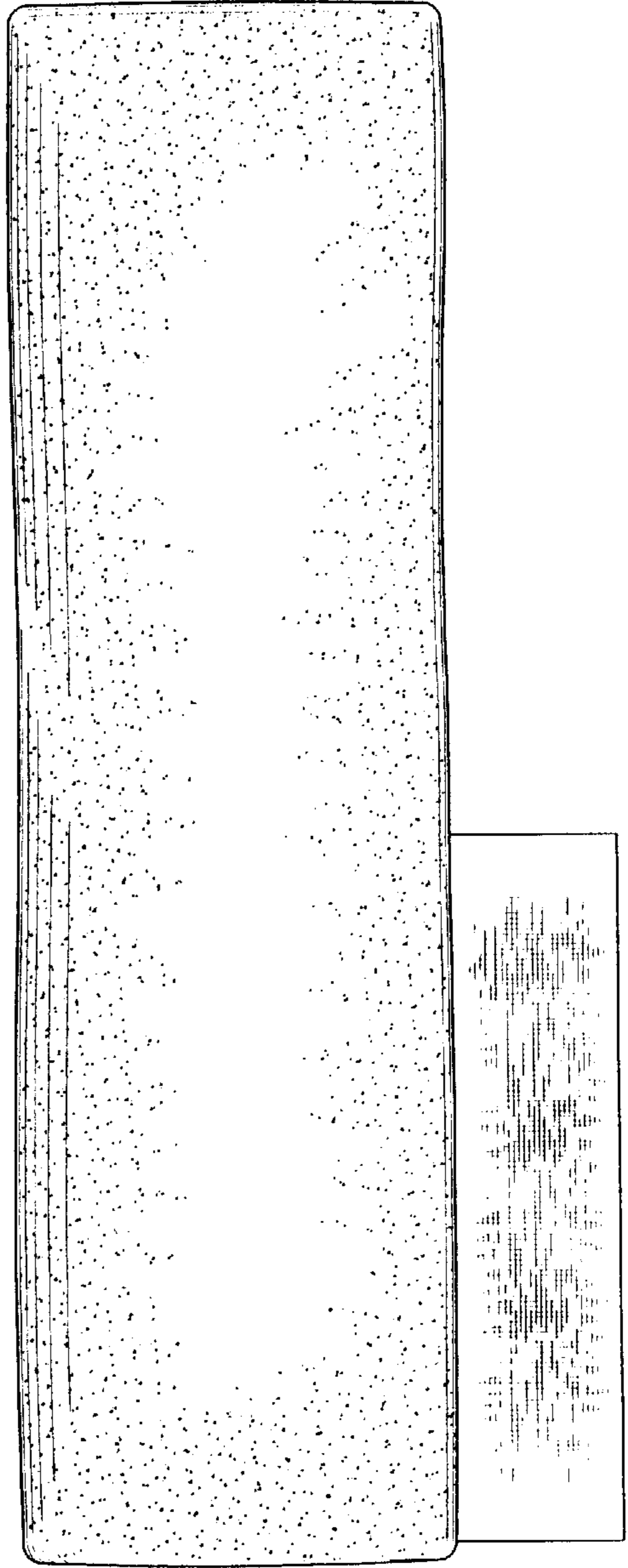


FIG. 3




FIG. 4




FIG. 5




FIG. 6

