



US00D404533S

United States Patent [19] Morgan

[11] **Patent Number: Des. 404,533**

[45] **Date of Patent: **Jan. 19, 1999**

[54] **QUAD PAN COMPACT**

[75] Inventor: **Stephen Morgan**, Buckinghamshire, United Kingdom

[73] Assignee: **Maybelline Cosmetics Corporation**, New York, N.Y.

[**] Term: **14 Years**

[21] Appl. No.: **67,542**

[22] Filed: **Mar. 11, 1997**

[51] **LOC (6) Cl.** **28-03**

[52] **U.S. Cl.** **D28/78**

[58] **Field of Search** D28/76-84; D9/341, D9/418, 423; 132/293-307, 314, 315; 206/581, 823, 235, 37, 38; 220/DIG. 26

[56] **References Cited**

U.S. PATENT DOCUMENTS

D. 248,675	7/1978	Gaudiche	D28/78
D. 290,297	6/1987	Schemmer	D28/78
D. 302,745	8/1989	Bakic	D28/83
D. 303,582	9/1989	Gavin	D28/78
D. 364,485	11/1995	Gavin	D28/78
D. 365,892	1/1996	Markham	D28/83
D. 370,306	5/1996	Stevens	D28/78
4,385,725	5/1983	Glover et al.	206/37
5,163,457	11/1992	Lombardi, Jr.	206/235 X

FOREIGN PATENT DOCUMENTS

589773	3/1994	European Pat. Off.	401/88
2161789	1/1986	United Kingdom	206/823

OTHER PUBLICATIONS

Vogue Jul. 1983, p. 32—compacts indicated by arrows, Jan. 1986.

Modern Salon Jan. 1986, p. 30 : compact at top of page.

Vogue Jan. 1986, p. 275—compacts on lower right.

Vogue Sep. 1992, p. 474: item No. 3 on lower left.

Hong Kong Enterprise Jun. 1994, p. 609—compact on left.

Glamour Sep. 1994, Revlon advertising insert with coupon: compact in foreground.

Chanel advertising leaflet, c. 1996—Double Teint Poudre compact.

Orange Plastic Co., Rahaway, N.J. 07065, Item 240 Mini S/L—undated.

Corona Plastics, Inc., Denville, NJ, #111-D—undated.

Jerhel Plastics, Inc., Bayonne, NJ #111—undated.

Package Works, Inc., #DK16—undated.

Shore Plastics, Inc., Freeport, NY 11520, #2300—undated.

E.B. Kingman Co., Leominster, MA 01453—undated.

Corona Plastics, Inc., Denville, NJ, #112-B—undated.

Primary Examiner—Ted Shooman

Assistant Examiner—C. Tuttle

Attorney, Agent, or Firm—Baker & Botts, L.L.P.

[57] **CLAIM**

The ornamental design for the quad pan compact, as shown and described.

DESCRIPTION

FIG. 1 is a three-dimensional perspective view of the quad pan compact showing my new design;

FIG. 2 is a front view thereof;

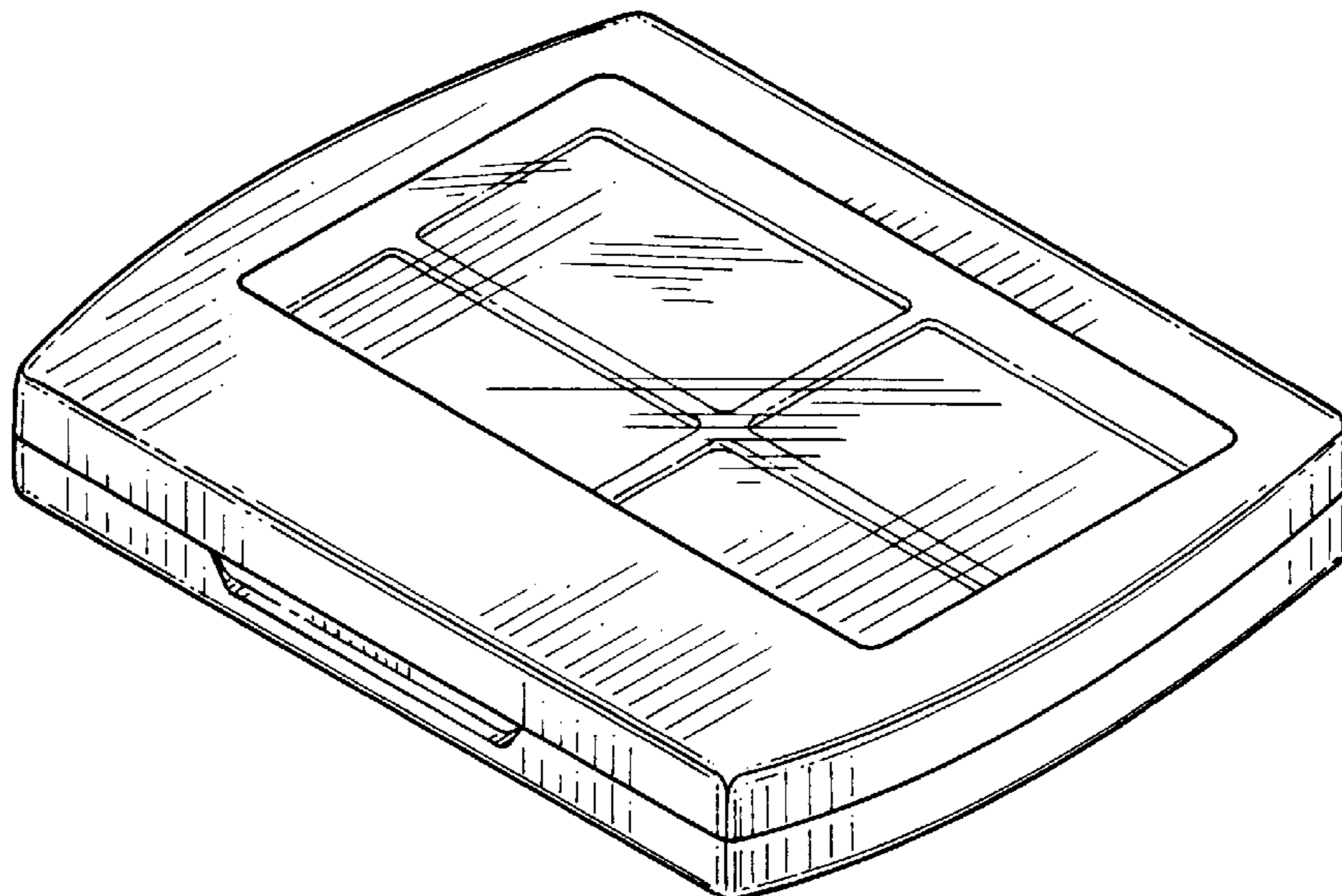
FIG. 3 is a top view thereof;

FIG. 4 is a side view thereof;

FIG. 5 is a back view thereof; and,

FIG. 6 is a bottom view thereof.

1 Claim, 2 Drawing Sheets



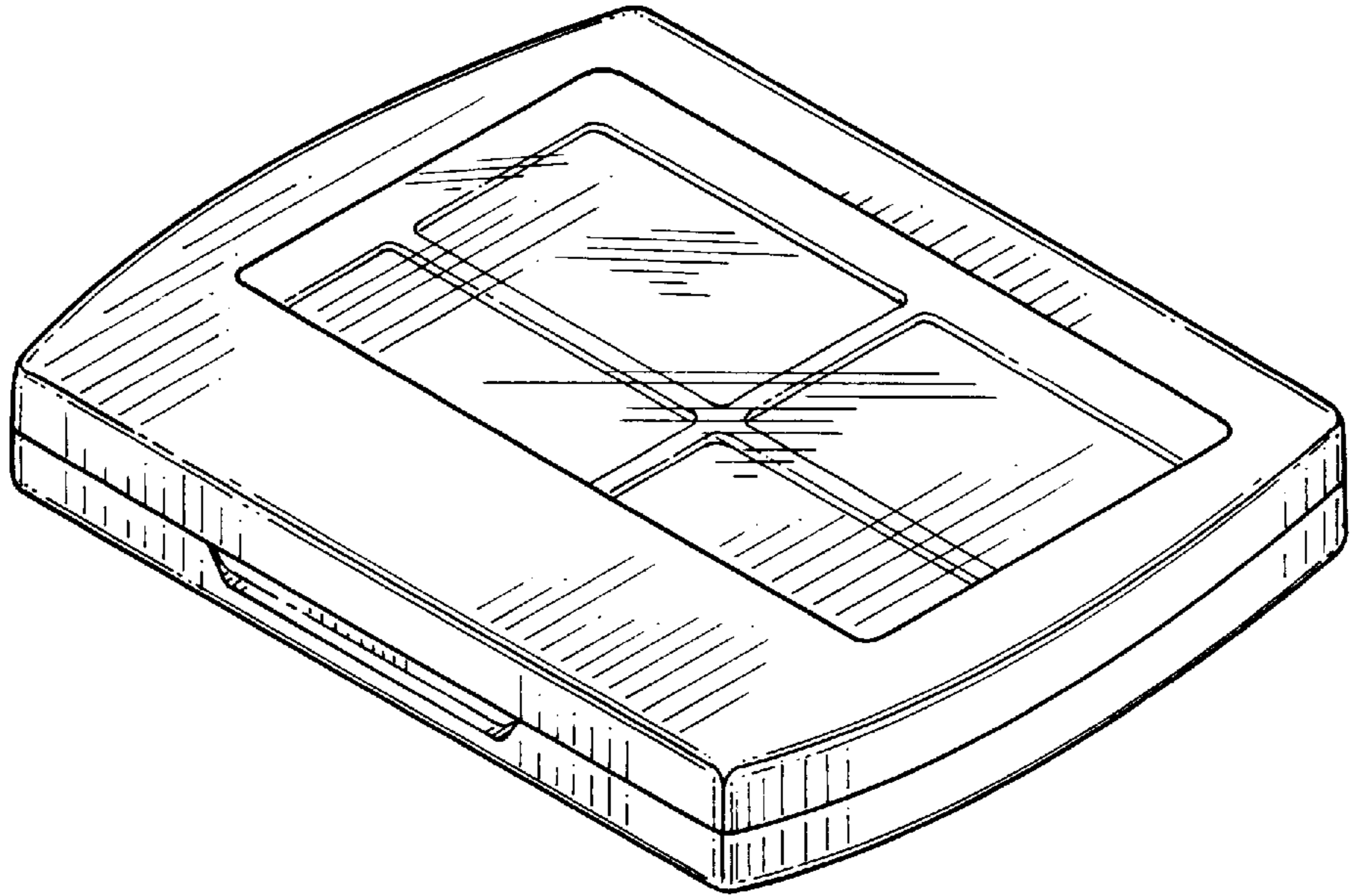


FIG. 1




FIG. 2

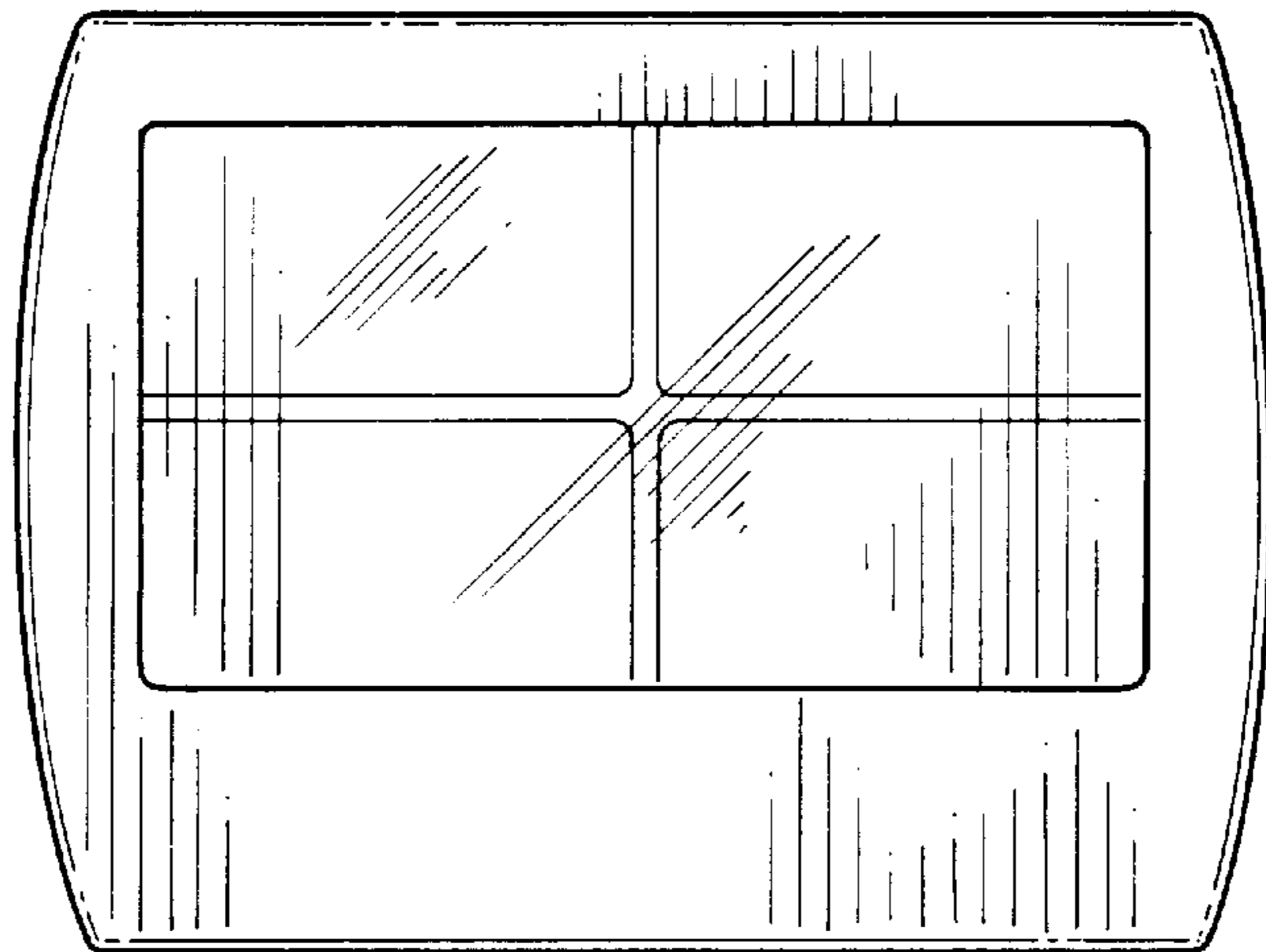


FIG. 3




FIG. 4




FIG. 5




FIG. 6