



US00D404531S

# United States Patent [19]

Bakic et al.

[11] Patent Number: Des. 404,531

[45] Date of Patent: \*\*Jan. 19, 1999

[54] CONTAINER FOR COSMETICS OR TOILETRIES

3,342,379 9/1967 Foley ..... 222/173  
5,468,084 11/1995 Boninsegni et al. .... 401/78

[75] Inventors: Dieter Gottlieb Bakic, Milan, Italy;  
Kerrin Maurice Lyons, London, England

### FOREIGN PATENT DOCUMENTS

DM/022325 3/1992 WIPO .

[73] Assignee: The Project Consultancy Limited, West Sussex, England

### OTHER PUBLICATIONS

Drug & Cosmetic Industry Feb. 1994, p. 9: cosmetic containers at top, circled.

Hong Kong Enterprise Jun. 1995, p. 590—top row: Pearl LM lipstick case.

Hecht's advertising circular dated Nov. 17, 1995, p. 18: container on upper left.

[\*\*] Term: 14 Years

Primary Examiner—Ted Shooman

Assistant Examiner—C Tuttle

Attorney, Agent, or Firm—McAulay Nissen Goldberg Kiel & Hand, LLP

[21] Appl. No.: 72,459

[22] Filed: Jun. 18, 1997

[51] LOC (6) Cl. .... 28-03

[52] U.S. Cl. .... D28/76; D9/529

[58] Field of Search ..... D28/7, 76, 85-90;  
D9/558, 529-520, 521, 302; 132/317, 318,  
320; 206/385, 581, 823; 401/55, 61-2,  
65-98

### [57] CLAIM

The ornamental design for a container for cosmetics or toiletries, as shown and described.

### [56] References Cited

#### U.S. PATENT DOCUMENTS

D. 91,192	12/1933	Grote	.....	D28/85
D. 127,009	5/1941	Gebhart et al.	.....	D9/529
D. 161,051	11/1950	Piccoli	.....	D28/85
D. 328,246	7/1992	Nottingham et al.	.....	D9/520
D. 345,630	3/1994	Chevassus	.....	D28/85
D. 377,147	1/1997	Baron	.....	D9/529
D. 379,923	6/1997	De Baschmakoff	.....	D9/521 X
D. 380,355	7/1997	Husted	.....	D9/529 X
1,675,365	7/1928	Mc Atree	.....	401/75
2,618,279	11/1952	Reiffert	.....	401/98
2,629,488	2/1953	See	.....	401/78
2,725,140	11/1955	Thompson	.....	401/61

### DESCRIPTION

FIG. 1 is a top perspective view of a container for cosmetics or toiletries showing or new design;

FIG. 2 is a bottom perspective view thereof;

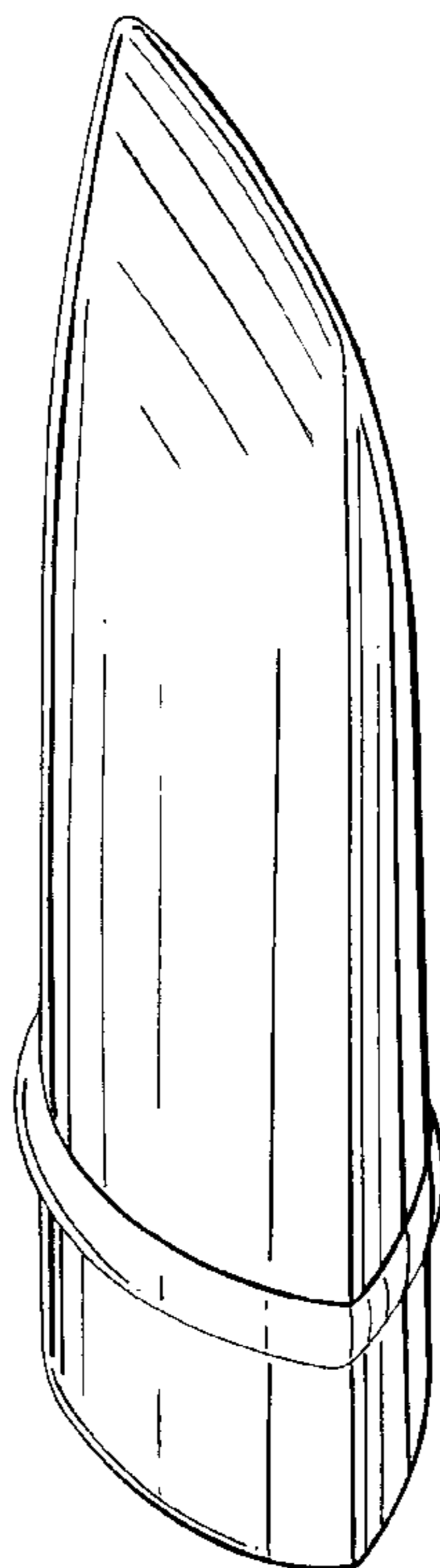
FIG. 3 is a front elevational view thereof, the rear elevational view being the same;

FIG. 4 is a right side view thereof, the left side view being the same;

FIG. 5 is a top plan view thereof; and,

FIG. 6 is a bottom plan view thereof.

1 Claim, 2 Drawing Sheets



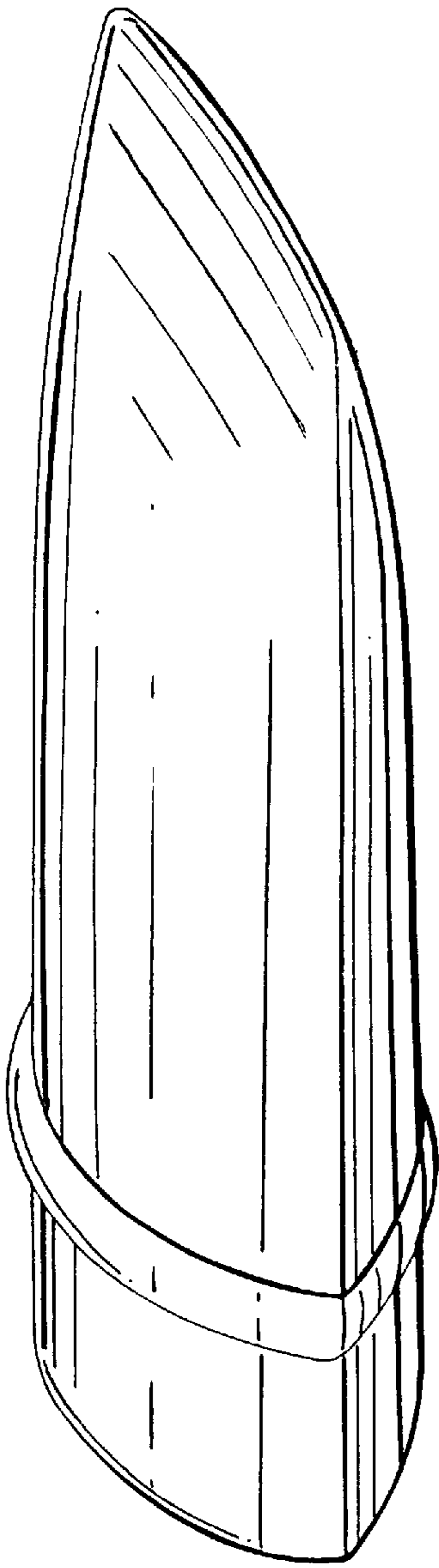


FIG. 1




FIG. 2

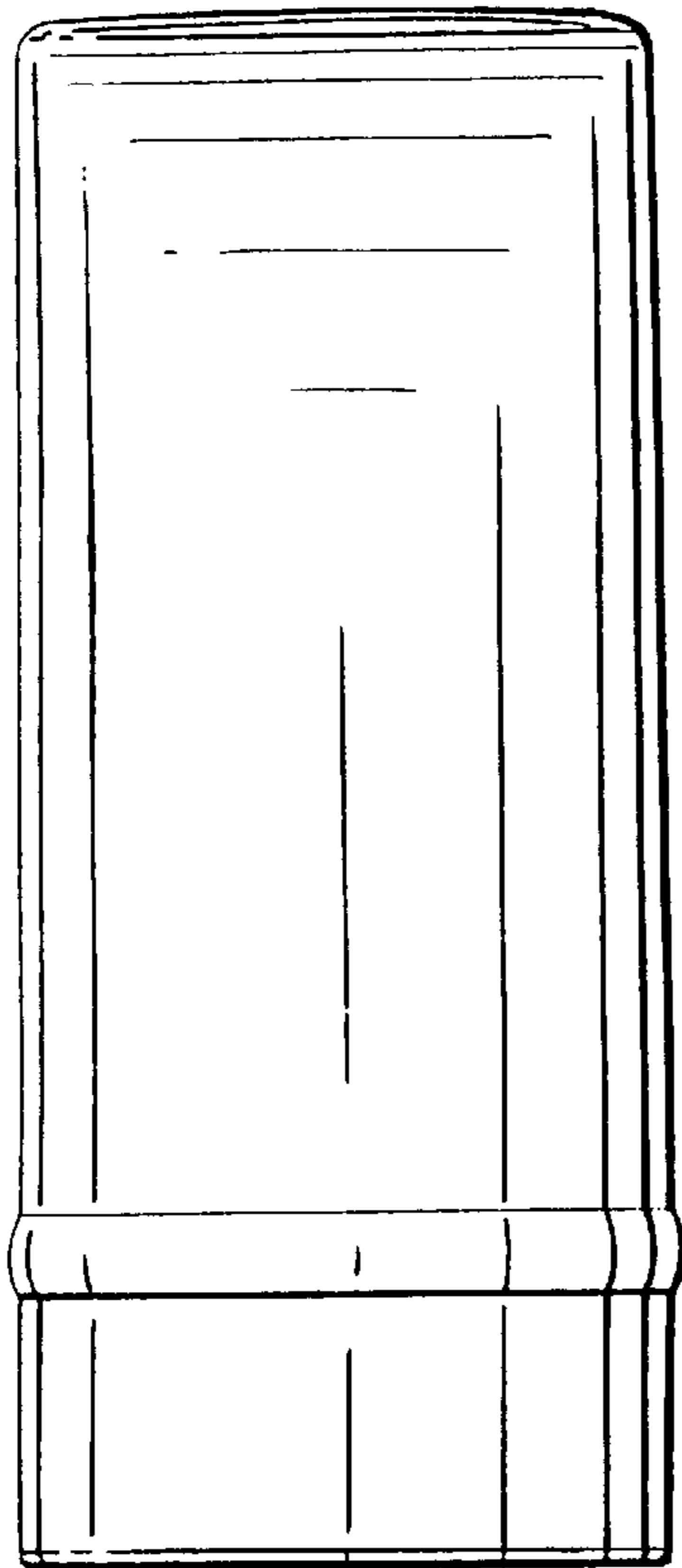


FIG. 3

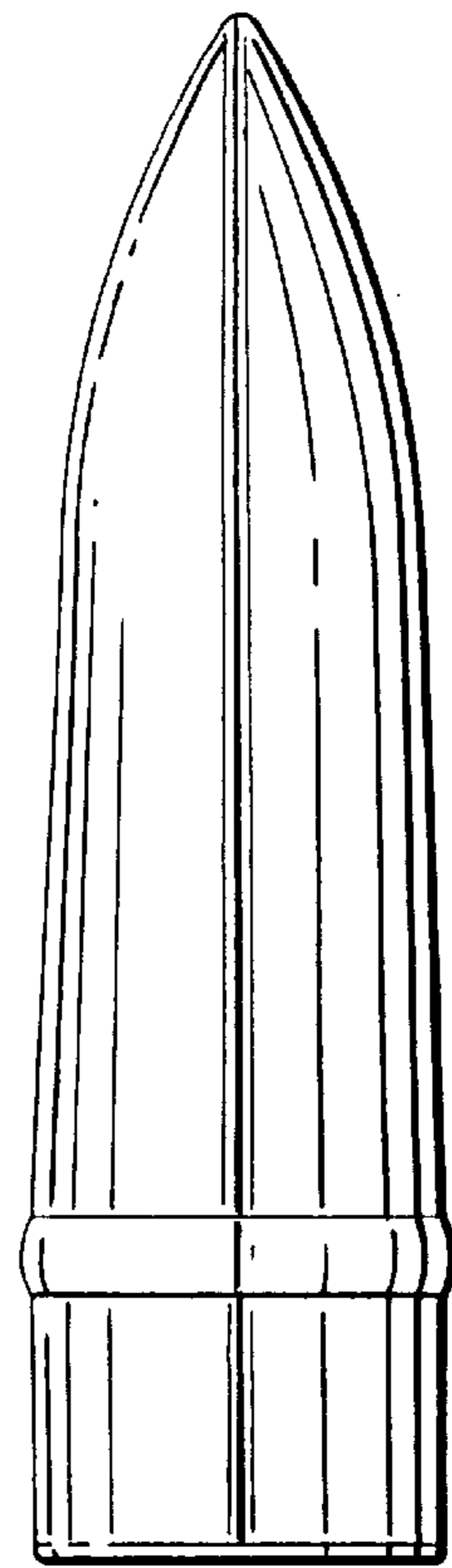


FIG. 4

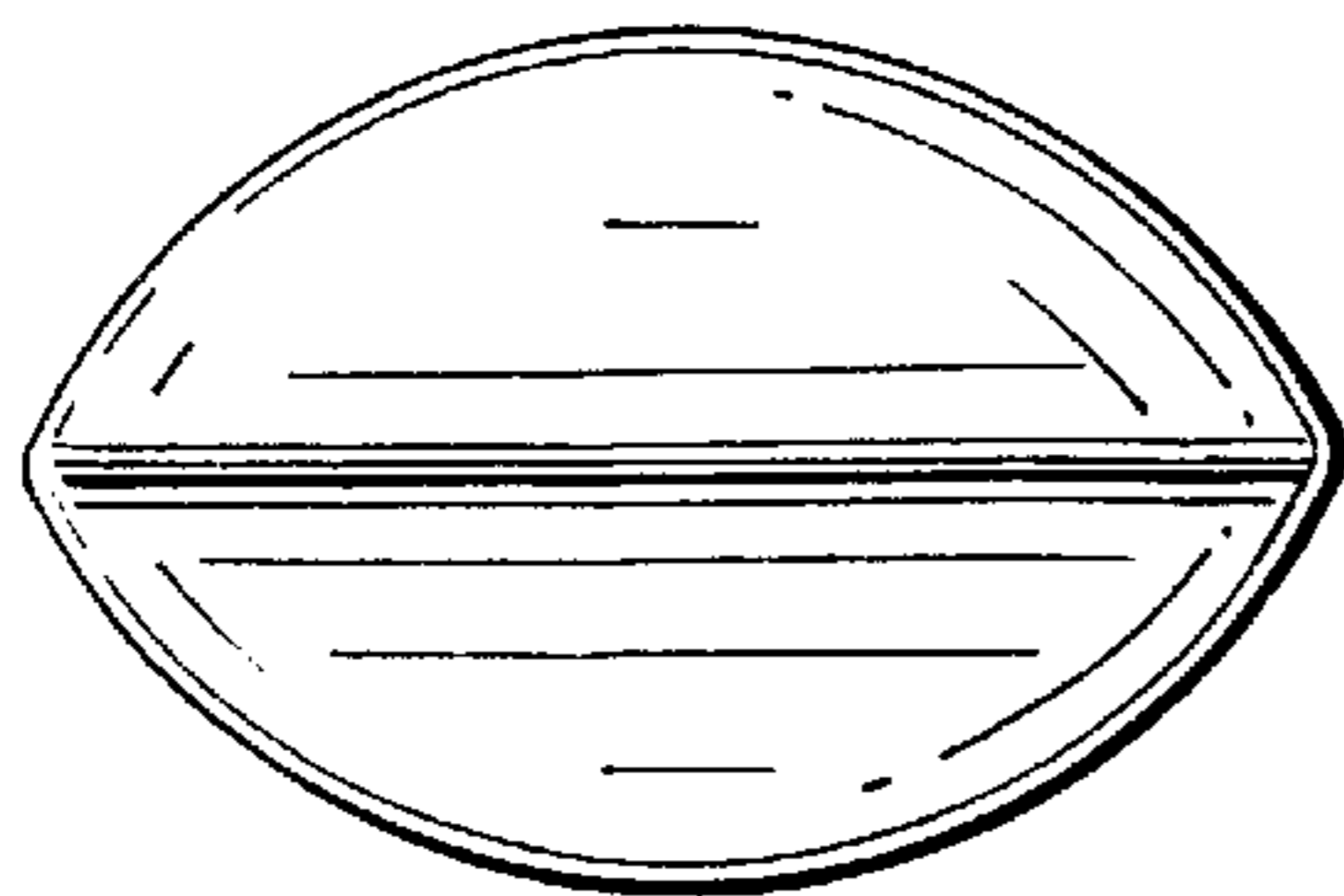


FIG. 5

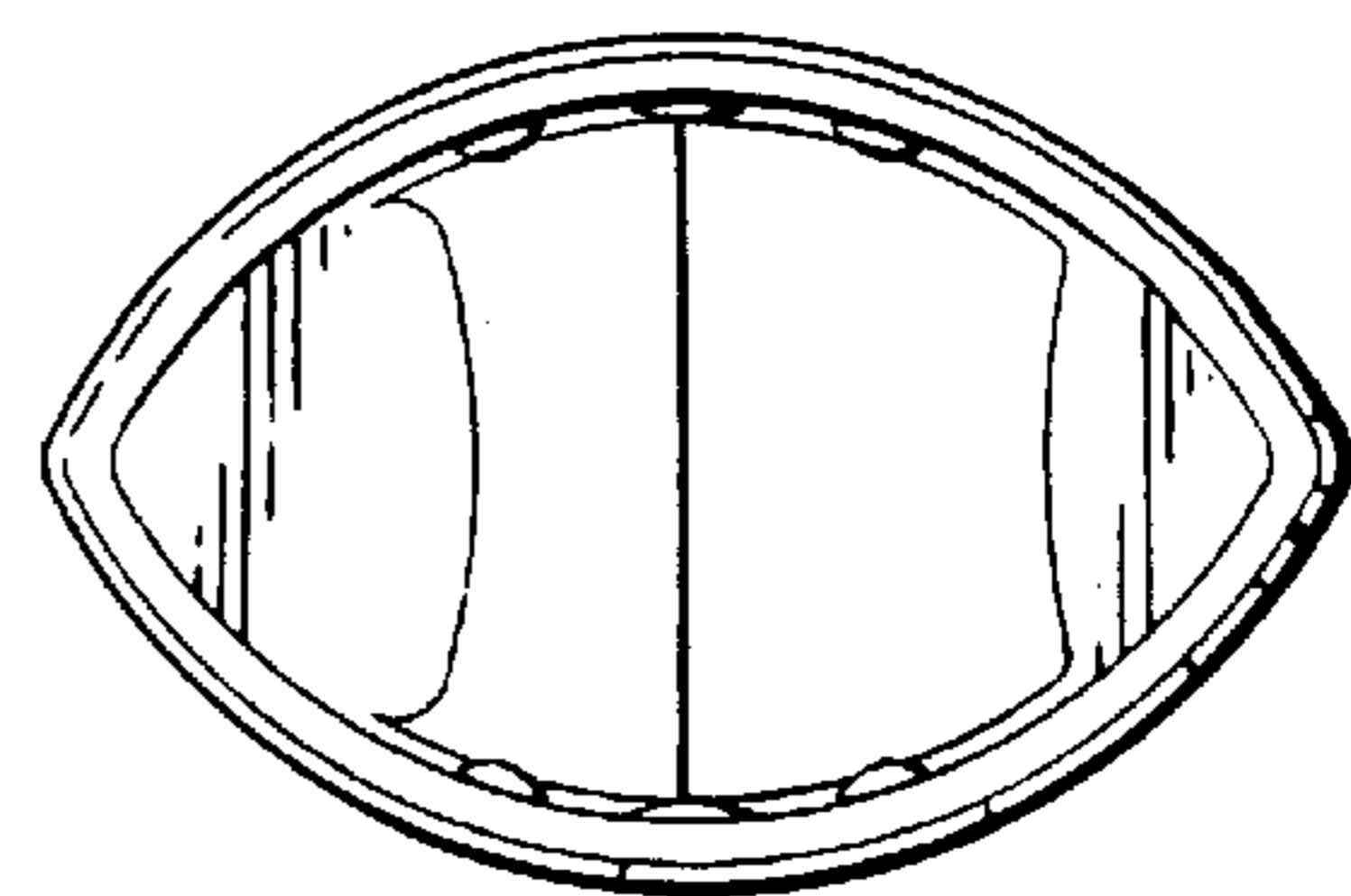


FIG. 6