



US00D404527S

United States Patent [19] Gray

[11] Patent Number: Des. 404,527

[45] Date of Patent: **Jan. 19, 1999

[54] GRIPPING PAD FOR A RAZOR HANDLE

[75] Inventor: Michael J. Gray, Duxbury, Mass.

[73] Assignee: The Gillette Company, Boston, Mass.

[**] Term: 14 Years

[21] Appl. No.: 66,685

[22] Filed: Feb. 19, 1997

[51] LOC (6) Cl. 28-03

[52] U.S. Cl. D28/48

[58] Field of Search D28/45-48; D8/107,
D8/303, DIG. 4, DIG. 7, DIG. 10; 30/32,
47-51, 526, 527, 340; 16/110 R, DIG. 12,
DIG. 19

[56] **References Cited**

U.S. PATENT DOCUMENTS

D. 131,940	4/1942	Van Slyke	D28/48
D. 248,577	7/1978	Byrne	D28/48
D. 254,692	4/1980	Del Re	D28/46
D. 260,944	9/1981	Gray	D28/46
D. 277,987	3/1985	Jacobsen et al.	D28/48
D. 293,036	12/1987	Iten et al.	D28/48
D. 305,265	12/1989	Motta et al.	D28/48
D. 311,784	10/1990	Schwartz	D28/48
D. 351,485	10/1994	Miskin	D28/46
D. 355,049	1/1995	Yasui	D28/48
D. 377,238	1/1997	Byrne	D28/48
D. 377,696	1/1997	Schultz	D28/45
D. 391,676	3/1998	Sulik	D28/51
D. 392,418	3/1998	Gray	D28/48
1,373,874	4/1921	Engstrom .	

2,665,476	1/1954	Leonard	30/30
4,281,455	8/1981	Dixon et al. .	
4,403,414	9/1983	Kiraly et al. .	
4,413,411	11/1983	Trotta .	
4,422,237	12/1983	Trotta .	
5,031,319	7/1991	Althaus et al. .	
5,331,740	7/1994	Carson, III et al. .	

FOREIGN PATENT DOCUMENTS

418726	3/1991	European Pat. Off. .	
		Design	
M9409079.3	11/1994	Germany .	
1481061	5/1989	U.S.S.R. .	
1565296	4/1980	United Kingdom .	
2139541	11/1984	United Kingdom .	

Primary Examiner—Ted Shooman
Assistant Examiner—C. Tuttle
Attorney, Agent, or Firm—Fish & Richardson P.C.

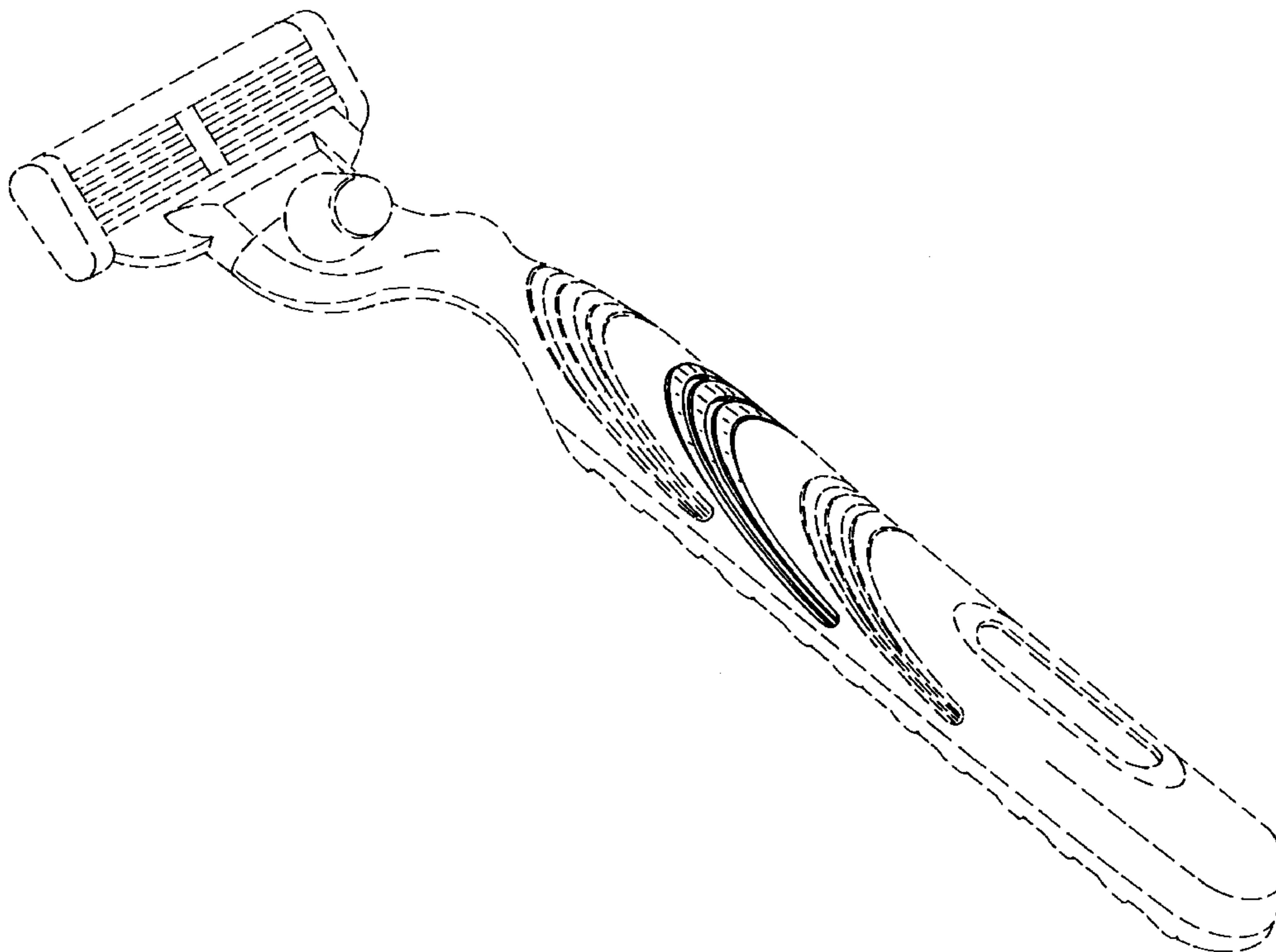
[57] **CLAIM**

The ornamental design for a gripping pad for a razor handle, as shown.

DESCRIPTION

FIG. 1 is a perspective view of gripping pad for a razor handle;
FIG. 2 is a right side elevational view thereof, the left side view being a mirror image thereof;
FIG. 3 is a top plan view thereof; and
FIG. 4 is a front elevation thereof.
The broken line showing of the razor is for illustrative purposes only and forms no part of the claimed design.

1 Claim, 3 Drawing Sheets



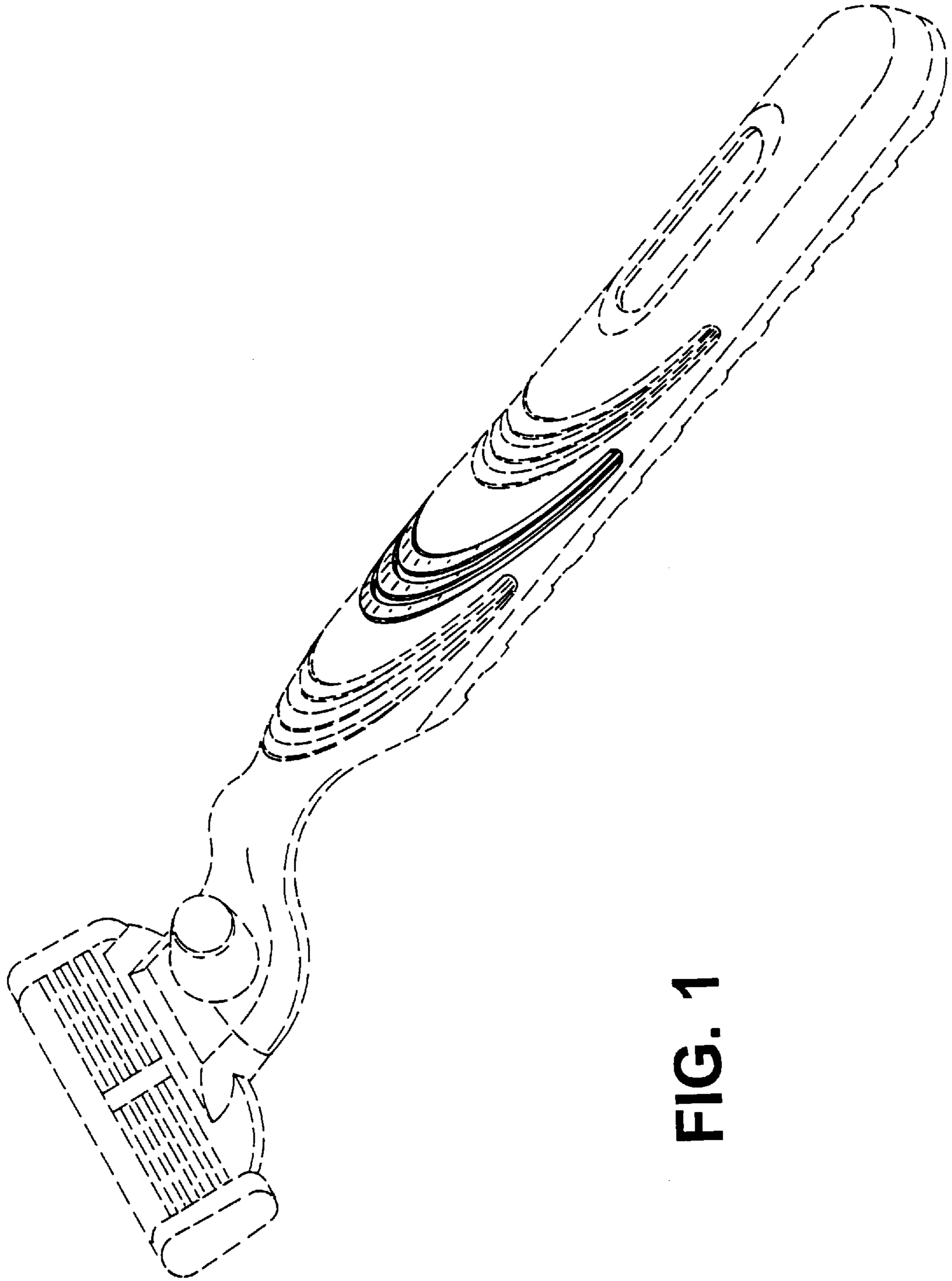


FIG. 1

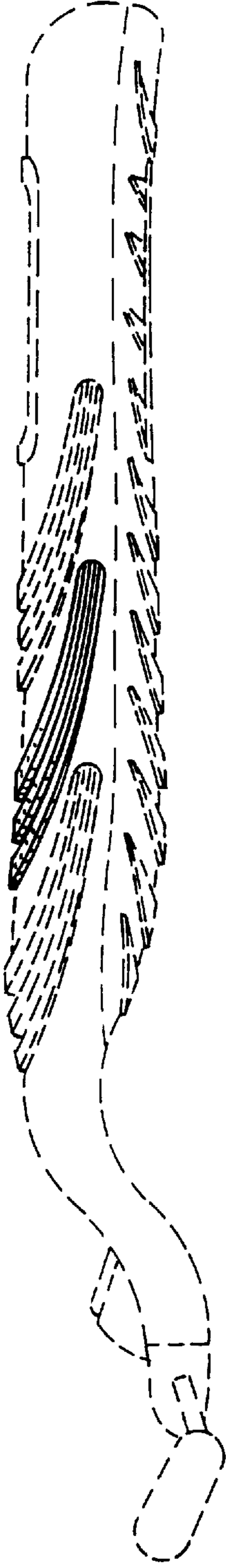


FIG. 2

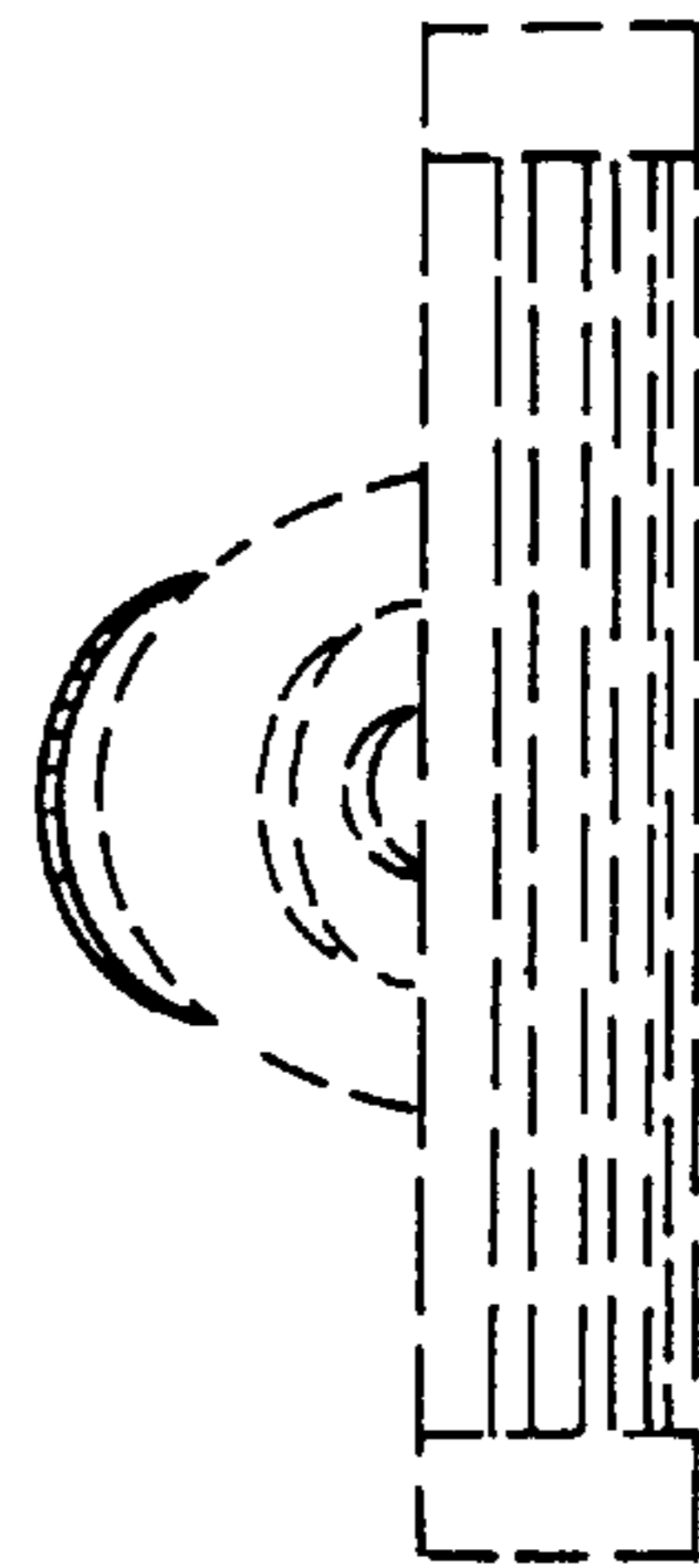


FIG. 4

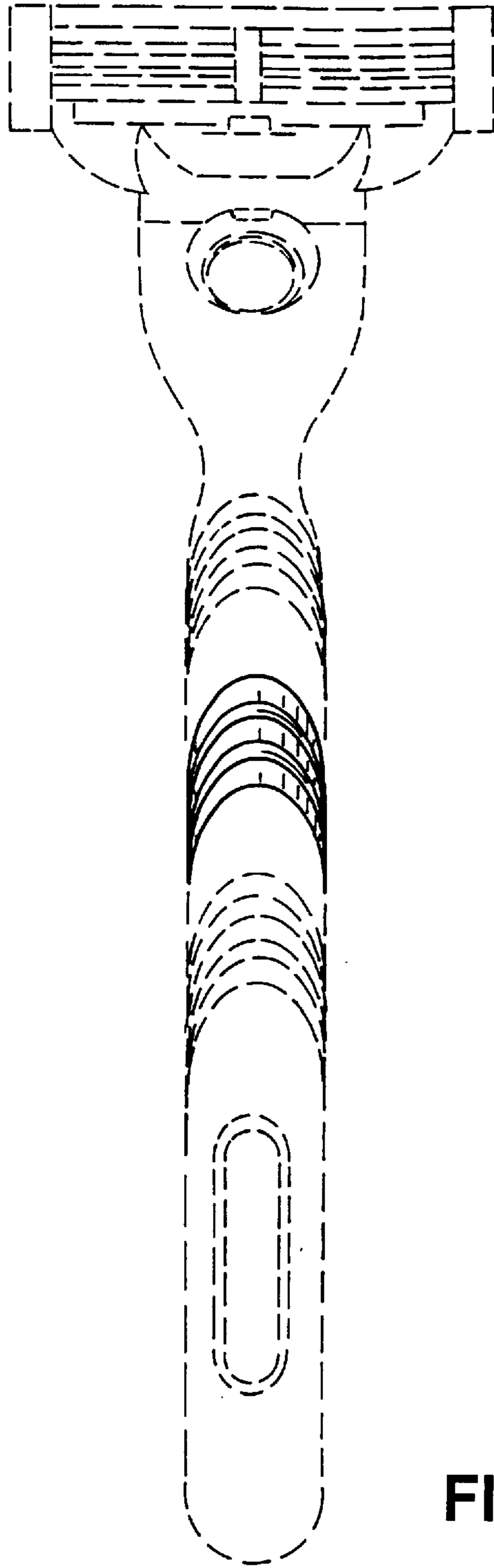


FIG. 3