



US00D404524S

**United States Patent** [19]  
**Tsai**

[11] **Patent Number: Des. 404,524**

[45] **Date of Patent: \*\*\*Jan. 19, 1999**

[54] **HAIR CLASP**

D. 214,525 6/1969 Weitz ..... D11/15  
D. 342,154 12/1993 Capello ..... D28/41 X

[76] Inventor: **Kai-Mou Tsai**, 4/F., No. 1, Lane 135,  
Tao-Hsiang Rd., Peitou Dist., Taipei  
City, Taiwan

**OTHER PUBLICATIONS**

Hong Kong Enterprise Feb. 1982, p. 101 hair bands indi-  
cated by arrows.

[\*] Notice: The portion of the term of this patent  
subsequent to Jun. 30, 2012, has been  
disclaimed.

*Primary Examiner*—Philip S. Hyder  
*Assistant Examiner*—C. Tuttle  
*Attorney, Agent, or Firm*—Rosenberg, Klein & Bilker

[\*\*] Term: **14 Years**

[57] **CLAIM**

[21] Appl. No.: **58,668**

The ornamental design for a hair clasp, as shown and  
described.

[22] Filed: **Aug. 20, 1996**

**DESCRIPTION**

[51] **LOC (6) Cl.** ..... **28-03**

[52] **U.S. Cl.** ..... **D28/41**

[58] **Field of Search** ..... D28/39-43; D2/865,  
D2/875; 132/273, 275; D11/3-5, 12, 15,  
18

FIG. 1 is a perspective view of a hair clasp showing my  
design;

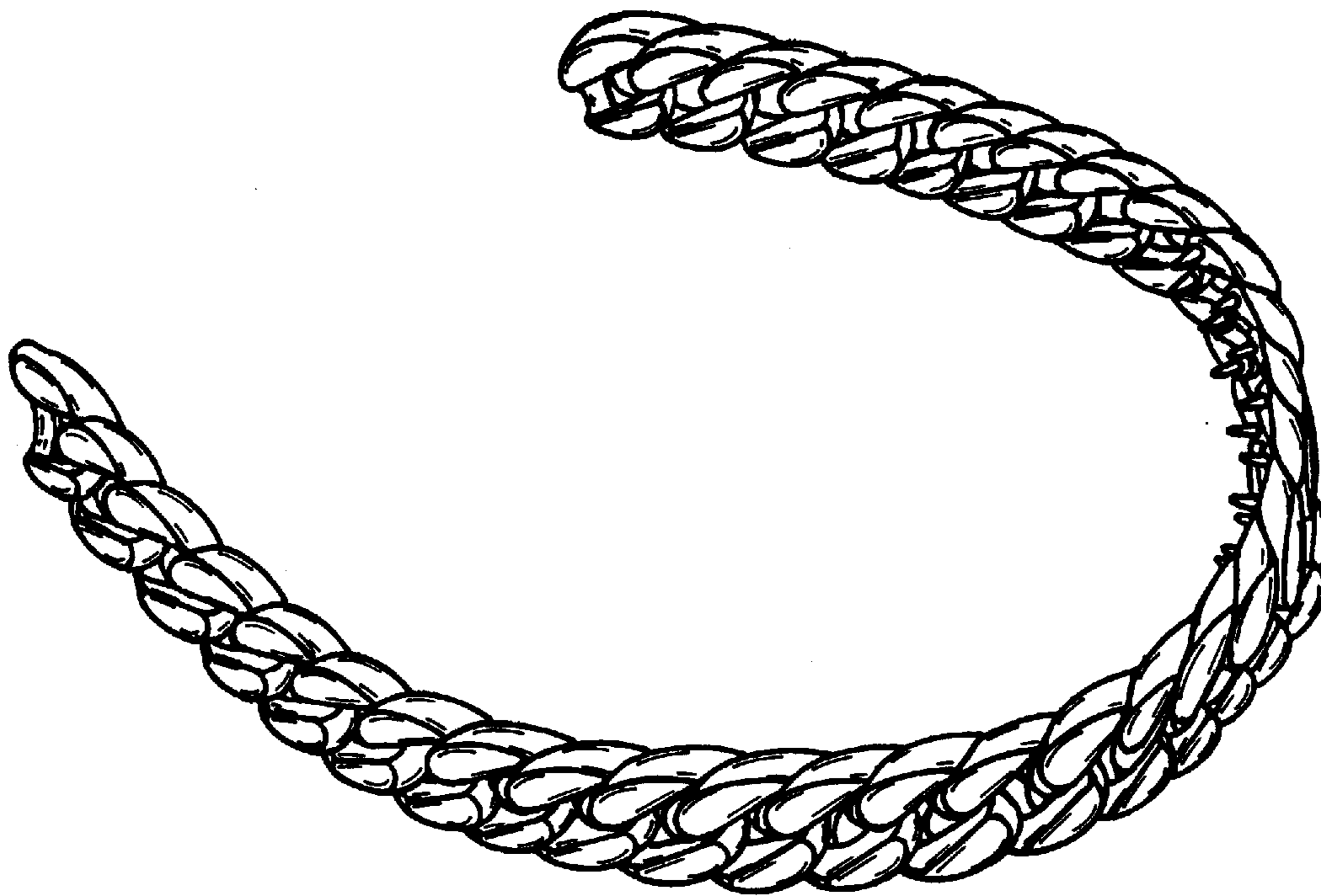
FIG. 2 is a top view of the hair clasp shown in FIG. 1;  
FIG. 3 is a bottom view of the hair clasp shown in FIG. 1;  
FIG. 4 is a front view of the hair clasp shown in FIG. 1;  
FIG. 5 is a rear view of the hair clasp shown in FIG. 1;  
FIG. 6 is a left elevational view of the hair clasp shown in  
FIG. 1; and,  
FIG. 7 is a right elevational view of the hair clasp shown in  
FIG. 1.

[56] **References Cited**

**U.S. PATENT DOCUMENTS**

D. 44,556 8/1913 Cunningham ..... D11/5  
D. 90,188 6/1933 Behr ..... D28/41  
D. 172,122 5/1954 Armbrust ..... D11/15  
D. 205,576 8/1966 Day ..... D28/41

**1 Claim, 4 Drawing Sheets**



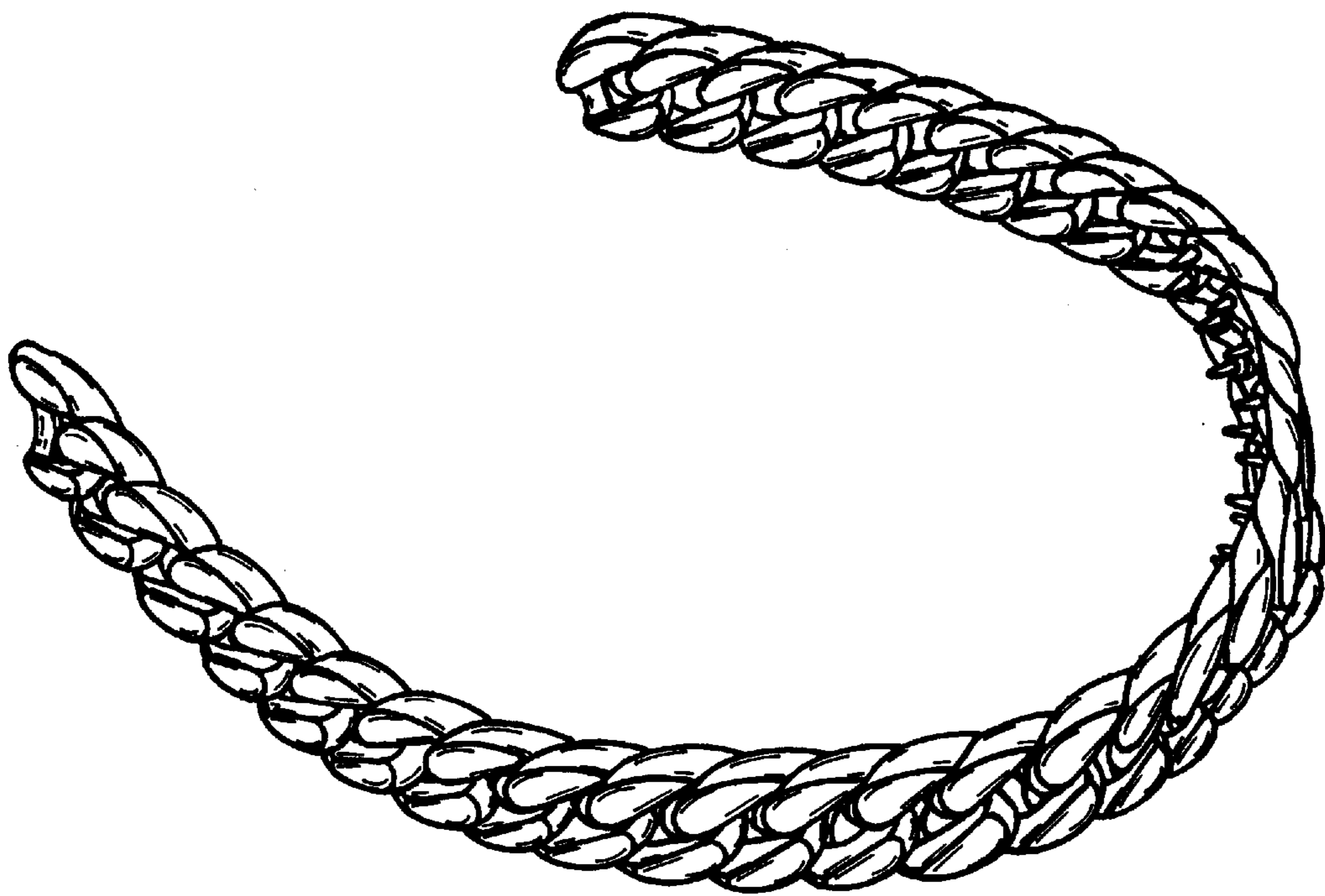


FIG. 1




FIG. 2




FIG. 3

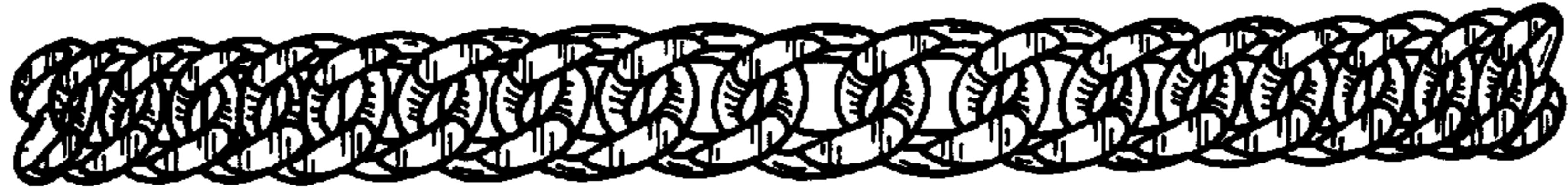


FIG. 4



FIG. 5

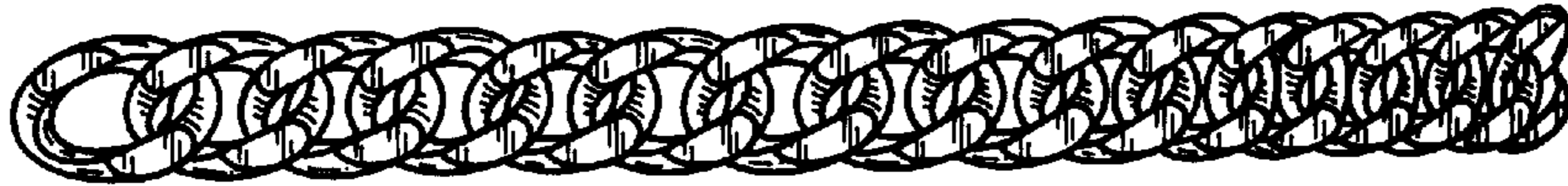


FIG. 6

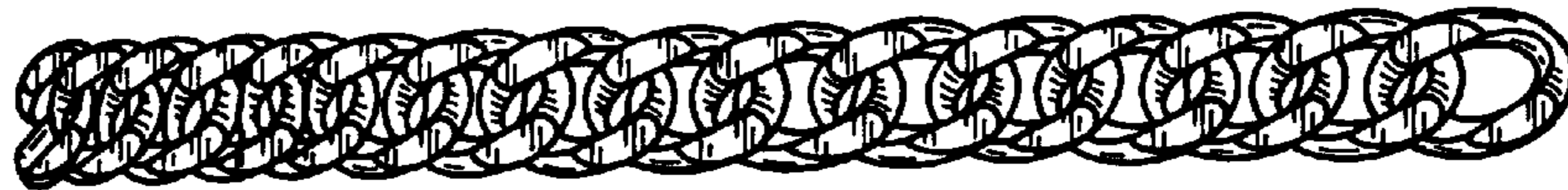


FIG. 7