



US00D404518S

United States Patent [19]

[11] **Patent Number: Des. 404,518**

Dal Monte

[45] **Date of Patent: **Jan. 19, 1999**

[54] **CIGAR**

[75] Inventor: **Giuseppe A. Dal Monte**, West Hollywood, Calif.

[73] Assignee: **Cigaramerica, Inc.**, Burbank, Calif.

[**] Term: **14 Years**

[21] Appl. No.: **82,635**

[22] Filed: **Jan. 15, 1998**

[51] **LOC (6) Cl. 27-01**

[52] **U.S. Cl. D27/101**

[58] **Field of Search** D27/101, 100, D27/192, 188; D1/106, 125-128, 199; 15/424; 135/118; D19/53, 55, 41, 42, 45; 403/265, 292; 411/44; D25/120, 121, 128, 126, 129, 130; D9/306; 52/730.7; 131/58, 48, 85, 360-365; D21/255; 426/76, 104-105, 91, 125, 106, 143-144

[56] **References Cited**

U.S. PATENT DOCUMENTS

86,101 1/1869 Reckendorfer 40/335
251,340 12/1881 Ginter 131/364

(List continued on next page.)

OTHER PUBLICATIONS

Nat Sherman's Cigar Page, Nat Sherman's Catalog, Nov. 1985.

(List continued on next page.)

Primary Examiner—Susan J. Lucas

Assistant Examiner—Jennifer Rivard

[57] **CLAIM**

The ornamental design for a cigar, as shown and described.

DESCRIPTION

FIG. 1 is a perspective view of the first embodiment of a cigar according to my design;

FIG. 2 is a front-end elevational view of the cigar of FIG. 1 (the rear-end elevational view of the cigar of FIG. 1 is a mirror image of this front end);

FIG. 3 is a left side elevational view of the cigar of FIG. 1 (the opposite side elevational view of the cigar of FIG. 1 is a mirror image of this left side);

FIG. 4 is top plan view of the cigar of FIG. 1 (the bottom plan view of the cigar of FIG. 1 is a mirror image of this top plan view);

FIG. 5 is a perspective view of the second embodiment of a cigar according to my new design;

FIG. 6 is a front-end elevational view of the cigar of FIG. 5 (the rear-end elevational view of the cigar of FIG. 5 is a mirror image of this front end);

FIG. 7 is a left side elevational view of the cigar of FIG. 5 (the opposite side elevational view of the cigar of FIG. 5 is a mirror image of this left side);

FIG. 8 is a top plan view of the cigar of FIG. 5;

FIG. 9 is a bottom plan view of the cigar of FIG. 5;

FIG. 10 is a perspective view of the third embodiment of a cigar according to my design;

FIG. 11 is a front-end elevational view of the cigar of FIG. 10 (the rear-end elevational view of the cigar of FIG. 10 is a mirror image of this front end);

FIG. 12 is a left side elevational view of the cigar of FIG. 10 (the opposite side elevational and top and bottom plan views of the cigar of FIG. 10 are mirror images of this left side);

FIG. 13 is a perspective view of the fourth embodiment of a cigar according to my design;

FIG. 14 is a front-end elevational view of the cigar of FIG. 13 (the rear-end elevational view of the cigar of FIG. 13 is a mirror image of this front end);

FIG. 15 is a left side elevational view of the cigar of FIG. 13 (the opposite side elevational view of the cigar of FIG. 13 is a mirror image of this left side);

FIG. 16 is a top plan view of the cigar of FIG. 13;

FIG. 17 is a bottom plan view of the cigar of FIG. 13;

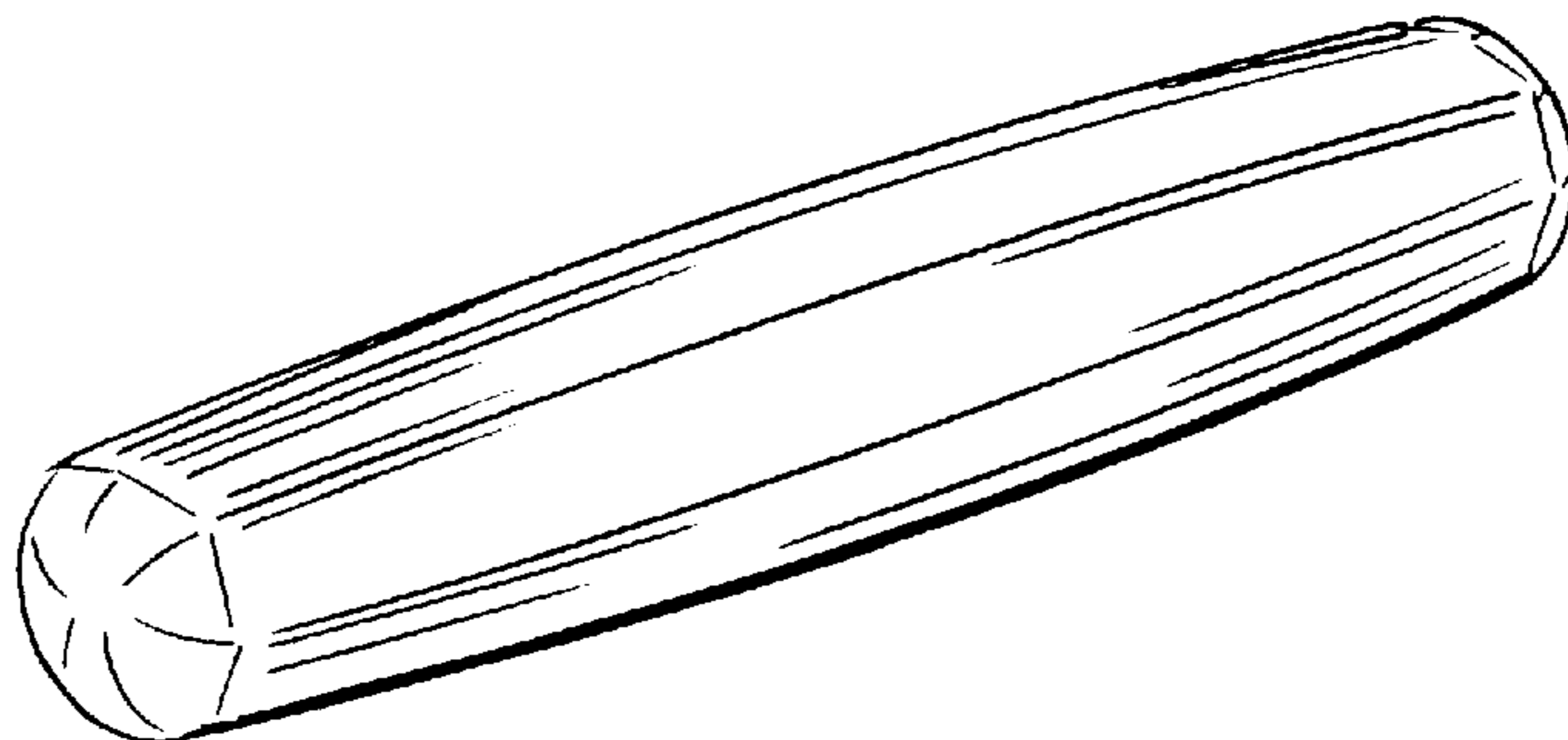
FIG. 18 is a perspective view of the fifth embodiment of a cigar according to my design;

FIG. 19 is a front-end elevational view of the cigar of FIG. 18 (the rear-end elevational view of the cigar of FIG. 18 is a mirror image of this front end);

FIG. 20 is a left side elevational view of the cigar of FIG. 18 (the opposite side elevational view of the cigar of FIG. 18 is a mirror image of this left side); and,

FIG. 21 is a top plan view of the cigar of FIG. 18 (the bottom plan view of the cigar of FIG. 18 is a mirror image of this top plan view).

1 Claim, 5 Drawing Sheets



Des. 404,518

Page 2

U.S. PATENT DOCUMENTS

| | | | | | | | |
|-----------|---------|----------------|-----------|-----------|---------|----------------------|----------|
| 428,502 | 5/1890 | Maggi | 426/576 | 2,364,849 | 12/1944 | Ibbotson et al. | 144/346 |
| 447,873 | 3/1891 | Hanimann | 15/424 | 2,431,156 | 11/1947 | Wonders | 15/424 X |
| 456,312 | 7/1891 | Moonelis | 131/360 | 2,835,017 | 5/1958 | Hoerr | 135/118 |
| 582,265 | 5/1897 | Campbell | 131/360 | 3,550,244 | 12/1970 | Villo et al. | 52/105 X |
| 1,105,884 | 8/1914 | Crites | 135/118 | 5,069,914 | 12/1991 | Gagliardi, Jr. | 426/76 |
| 1,223,362 | 4/1917 | Bock | 131/364 | | | | |
| 2,027,596 | 1/1936 | Kurz | 426/102 X | | | | |
| 2,110,053 | 3/1938 | Phillips | 411/44 | | | | |
| 2,330,954 | 10/1943 | Cotera | 15/424 | | | | |

OTHER PUBLICATIONS

Bethlehem Steel Bars, p. 8, Nov. 1937.

Bethlehem Steel Bars, p. 13, Nov. 1937.

FIG. 1

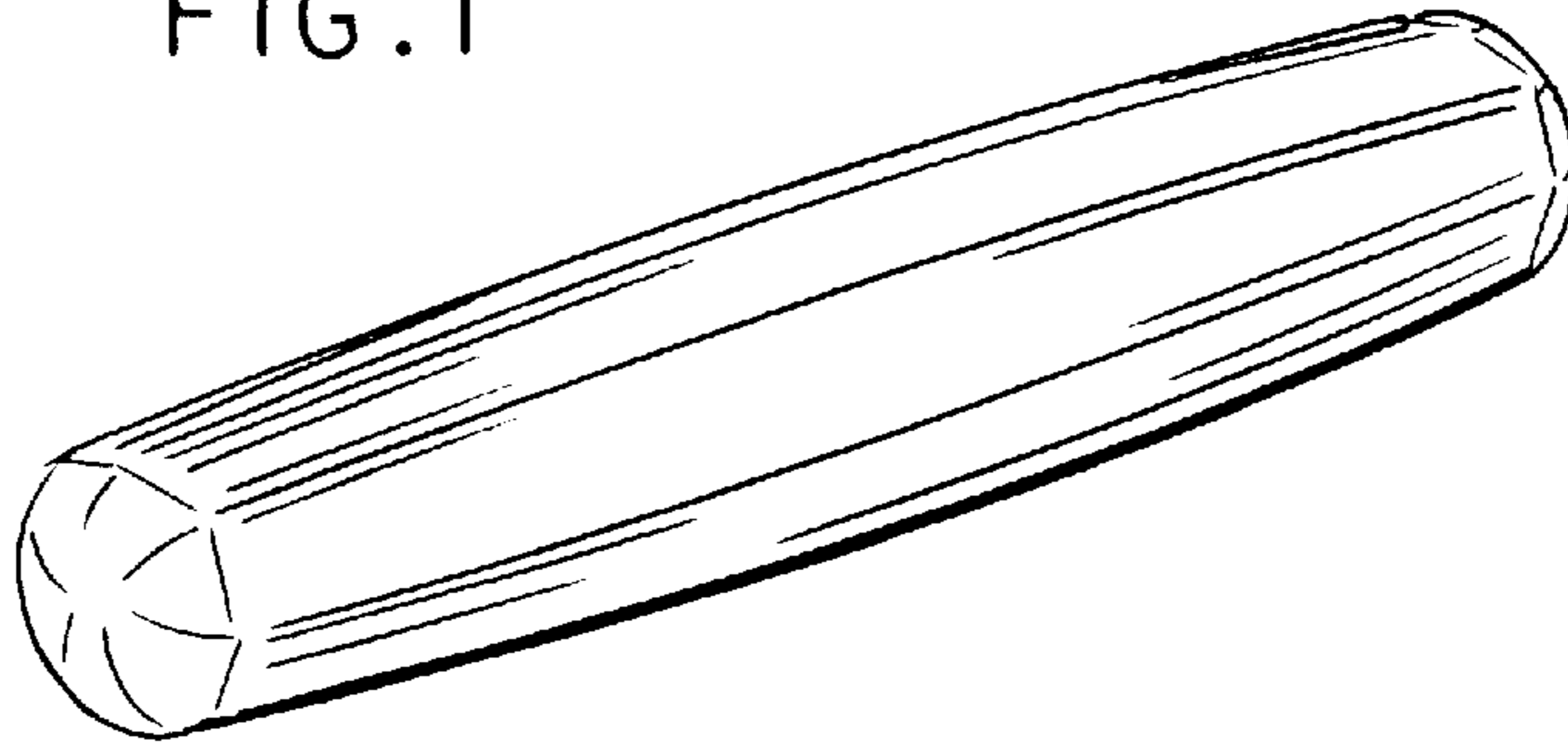


FIG. 2




FIG. 3




FIG. 4




FIG. 5

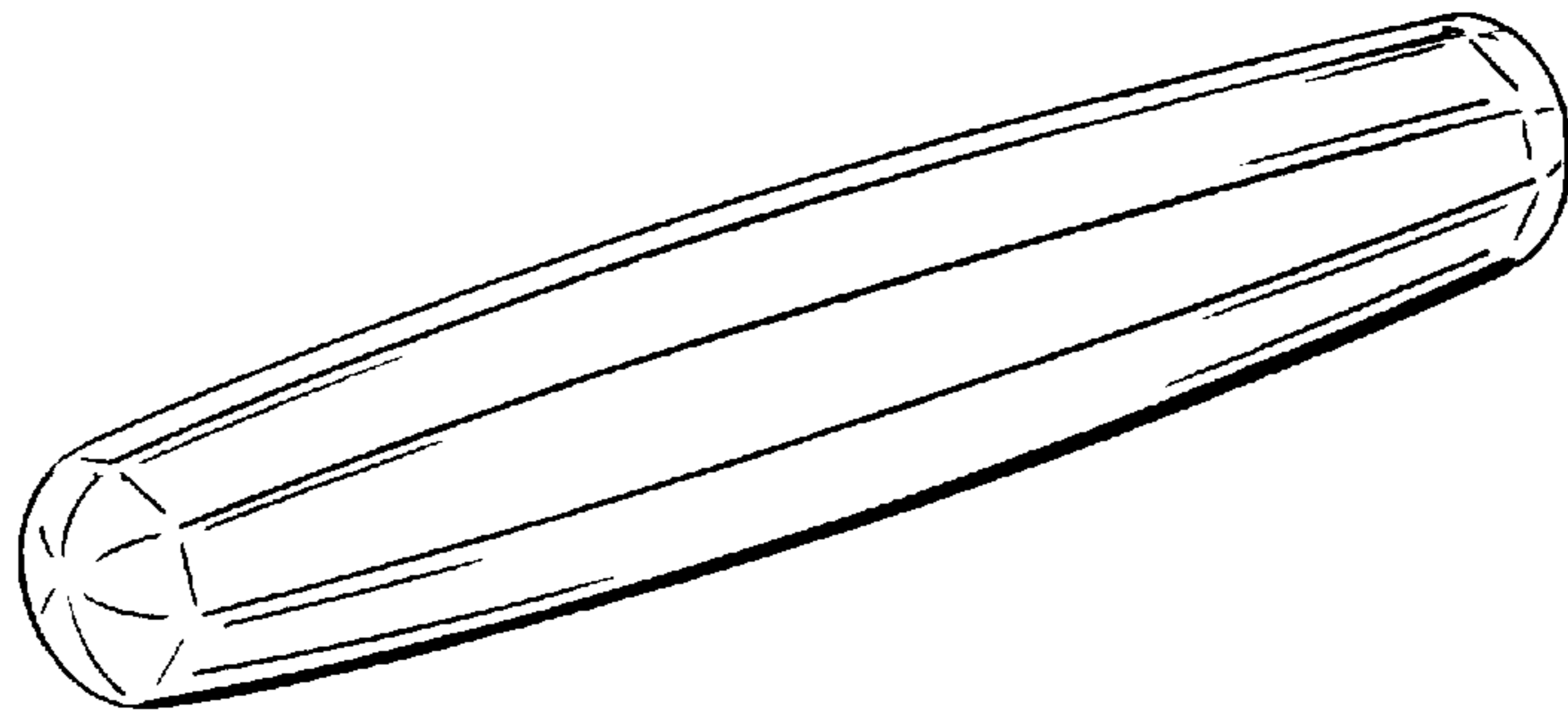


FIG. 6


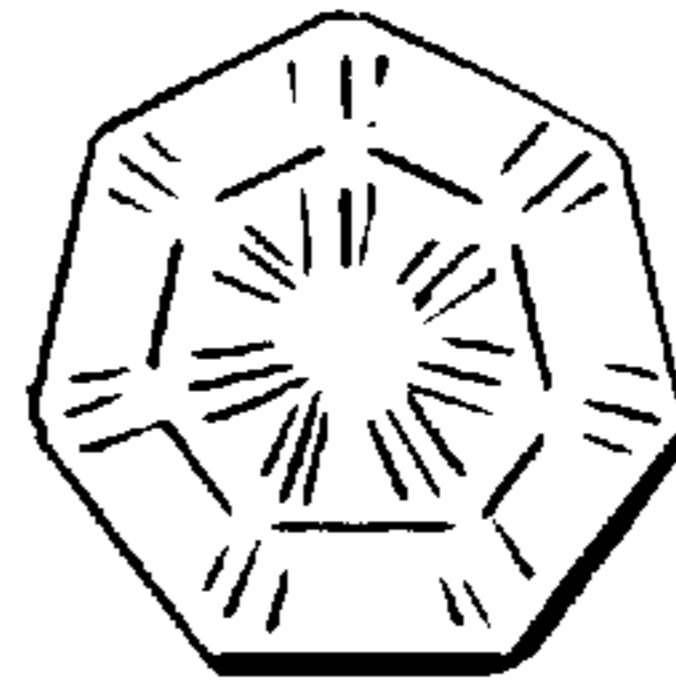


FIG. 7




FIG. 8




FIG. 9

FIG. 10

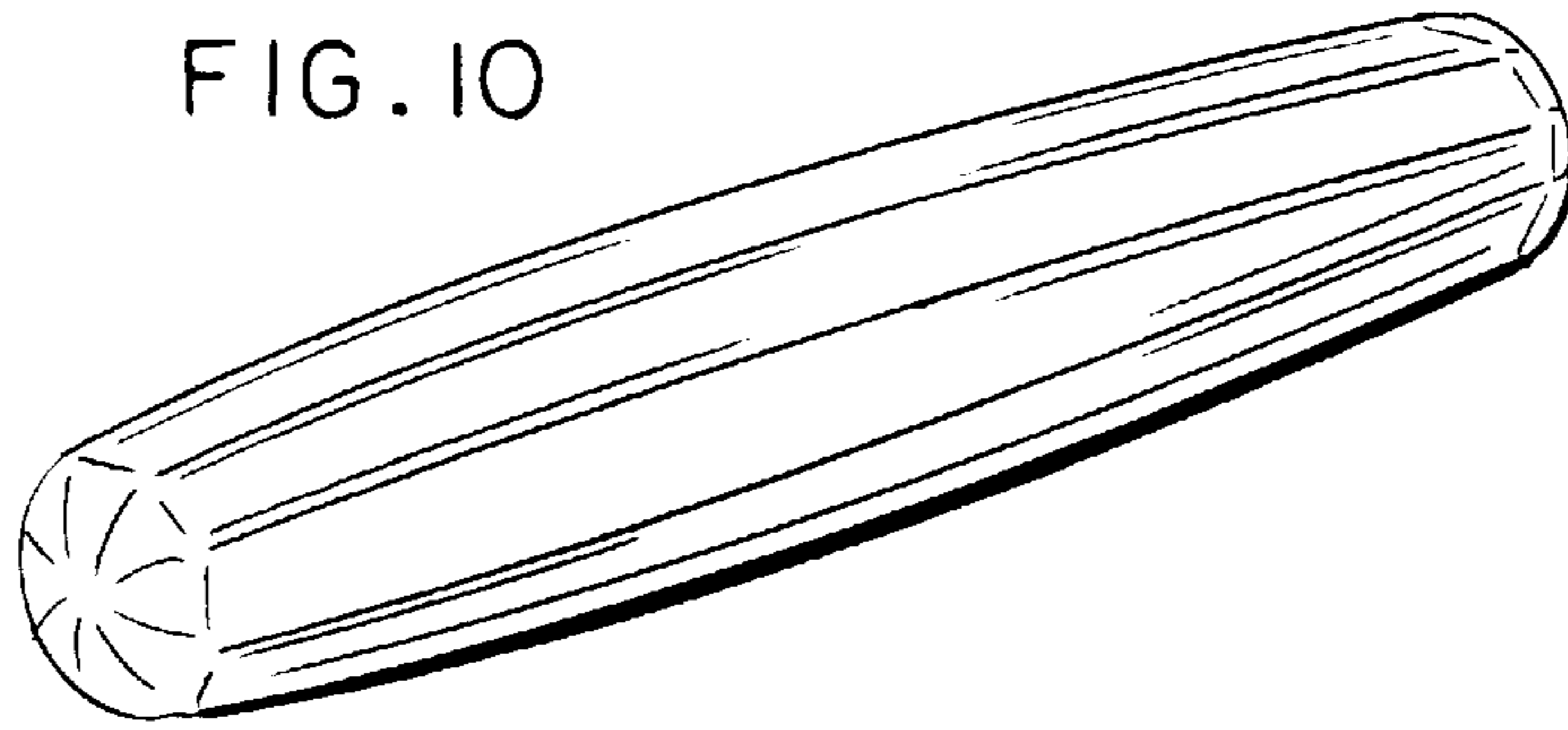


FIG. 11




FIG. 12




FIG. 13

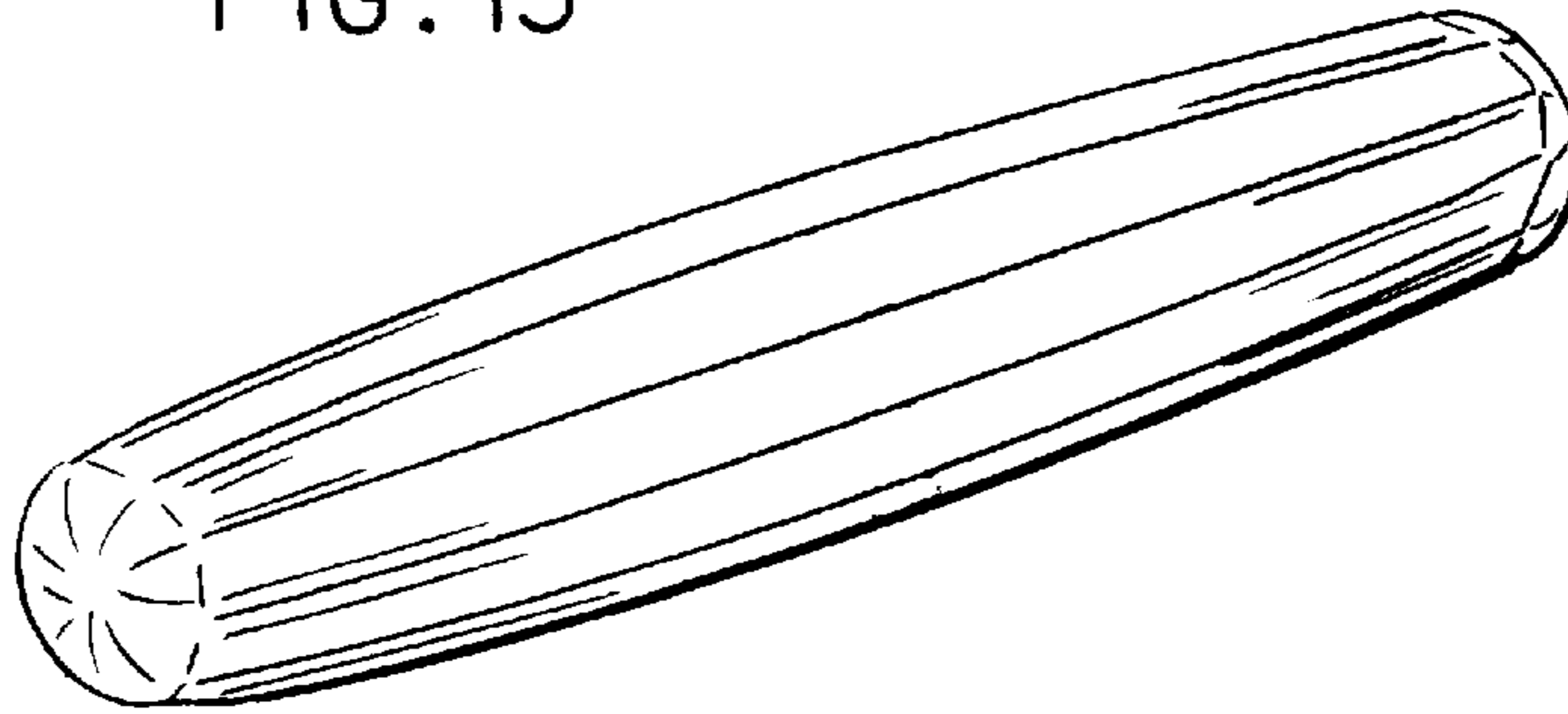


FIG. 14





FIG. 15




FIG. 16




FIG. 17

FIG. 18

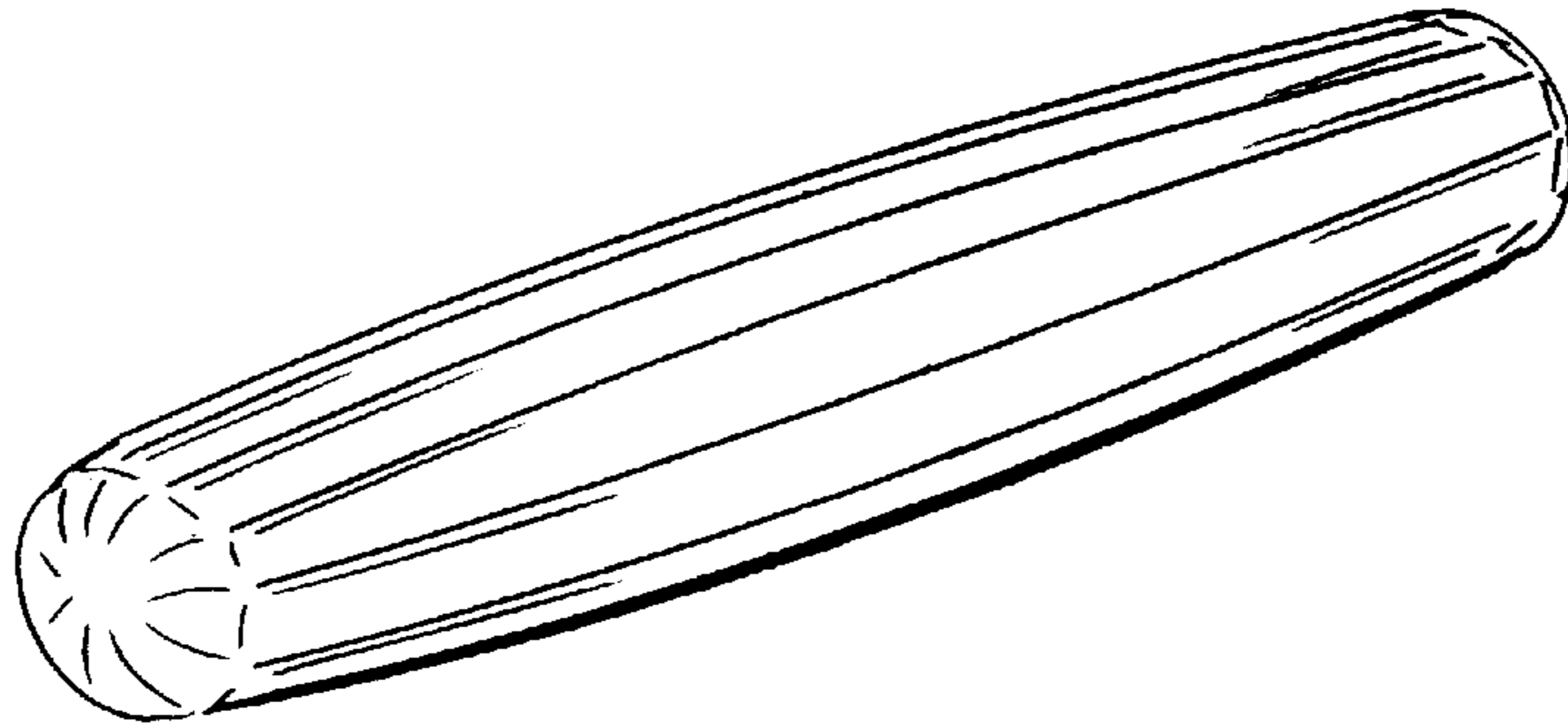


FIG. 19





FIG. 20




FIG. 21