



US00D404515S

United States Patent [19]
Dal Monte

[11] **Patent Number: Des. 404,515**
[45] **Date of Patent: **Jan. 19, 1999**

[54] **CIGAR**

[75] Inventor: **Giuseppe A. Dal Monte**, West Hollywood, Calif.

[73] Assignee: **Cigaramerica, Inc.**, Burbank, Calif.

[**] Term: **14 Years**

[21] Appl. No.: **82,631**

[22] Filed: **Jan. 15, 1998**

[51] **LOC (6) Cl.** **27-01**

[52] **U.S. Cl.** **D27/101**

[58] **Field of Search** D27/100, 101, D27/192, 188; D1/106, 125-128, 199; 15/424; 135/118; D19/53, 55, 41, 42, 45; 403/265, 292; 411/44; D25/120, 121, 126, 128, 129, 130; D9/306; 52/730.7; 131/48, 58, 85, 360-365; D21/255; 426/76, 104-106, 91, 125, 143, 144

[56] **References Cited**

U.S. PATENT DOCUMENTS

86,101 1/1869 Reckendorfer 40/335
251,340 12/1881 Ginter 131/364

(List continued on next page.)

OTHER PUBLICATIONS

Nat Sherman's Cigar Page, Nat Sherman's Catalog, Nov. 1985.

Bethlehem Steel Bars, p. 8, Nov. 1937.

Bethlehem Steel Bars, p. 13, Nov. 1937.

Primary Examiner—Susan J. Lucas

Assistant Examiner—Jennifer Rivard

[57] **CLAIM**

The ornamental design for a cigar, as shown and described.

DESCRIPTION

FIG. 1 is a perspective view of the first embodiment of a cigar according to my design;

FIG. 2 is a front-end elevational view of the cigar of FIG. 1 (the opposite end elevational view of the cigar is a mirror image of this front-end);

FIG. 3 is a side elevational view of the cigar of FIG. 1 (the opposite side elevational view of the cigar is a mirror image of this side);

FIG. 4 is a top plan view of the cigar of FIG. 1 (the bottom plan view is mirror image of the top);

FIG. 5 is a perspective view of the second embodiment of a cigar according to my design;

FIG. 6 is a front-end elevational view of the cigar of FIG. 5 (the opposite end elevational view of the cigar is a mirror image of this front-end);

FIG. 7 is a side elevational view of the cigar of FIG. 5 (the opposite side elevational view of the cigar is a mirror image of this side);

FIG. 8 is a top plan view of the cigar of FIG. 5;

FIG. 9 is a bottom plan view of the cigar of FIG. 5;

FIG. 10 is a perspective view of the third embodiment of a cigar according to my design;

FIG. 11 is a front-end elevational view of the cigar of FIG. 10 (the opposite end elevational view of the cigar is a mirror image of this front-end);

FIG. 12 is a side elevational view of the cigar of FIG. 10 (the opposite side elevational view and the top and bottom plan views of the cigar are mirror images of this side);

FIG. 13 is a perspective view of the fourth embodiment of a cigar according to my design;

FIG. 14 is a front-end elevational view of the cigar of FIG. 13 (the opposite side elevational view of the cigar is a mirror image of this front-end);

FIG. 15 is a top plan view of the cigar of FIG. 13;

FIG. 16 is a side elevational view of the cigar of FIG. 13 (the opposite side elevational view of the cigar is a mirror image of this side);

FIG. 17 is a bottom plan view of the cigar of FIG. 13;

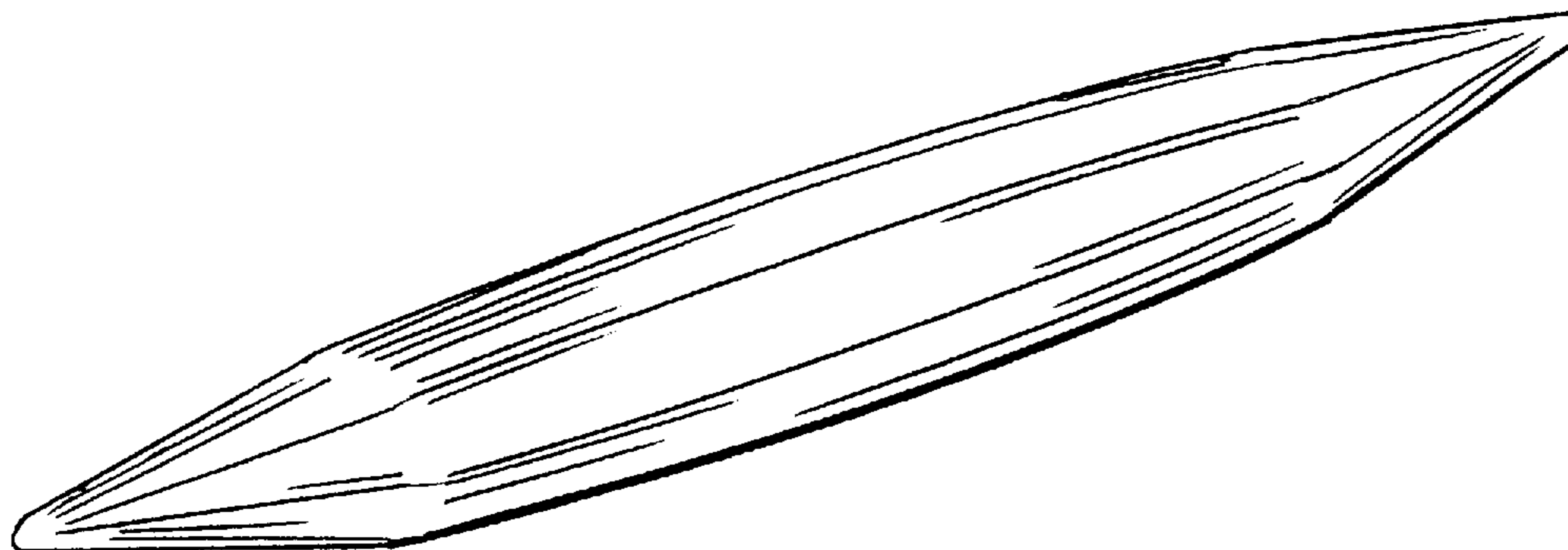
FIG. 18 is a perspective view of the fifth embodiment of a cigar according to my design;

FIG. 19 is a front-end elevational view of the cigar of FIG. 18 (the opposite side elevational view of the cigar is a mirror image of this front-end);

FIG. 20 is a side elevational view of the cigar of FIG. 18 (the opposite side elevational view of the cigar is a mirror image of this side); and,

FIG. 21 is a top plan view of the cigar of FIG. 18 (the bottom plan view is a mirror image of the top).

1 Claim, 5 Drawing Sheets



Des. 404,515

Page 2

U.S. PATENT DOCUMENTS			
428,502	5/1890	Maggi	426/576
447,873	3/1891	Hanimann	15/424
456,312	7/1891	Moonelis	131/360
582,265	5/1897	Campbell	131/360
1,105,884	8/1914	Crites	135/118
1,223,362	4/1917	Bock	131/364
2,027,596	1/1936	Kurz	426/102 X
2,110,053	9/1938	Phillips	411/44
2,330,954	10/1943	Cotera	15/424
2,364,849	12/1944	Ibbotson et al.	144/346
2,431,156	11/1947	Wonders	15/424 X
2,835,017	5/1958	Hoerr	135/118

FIG. 1

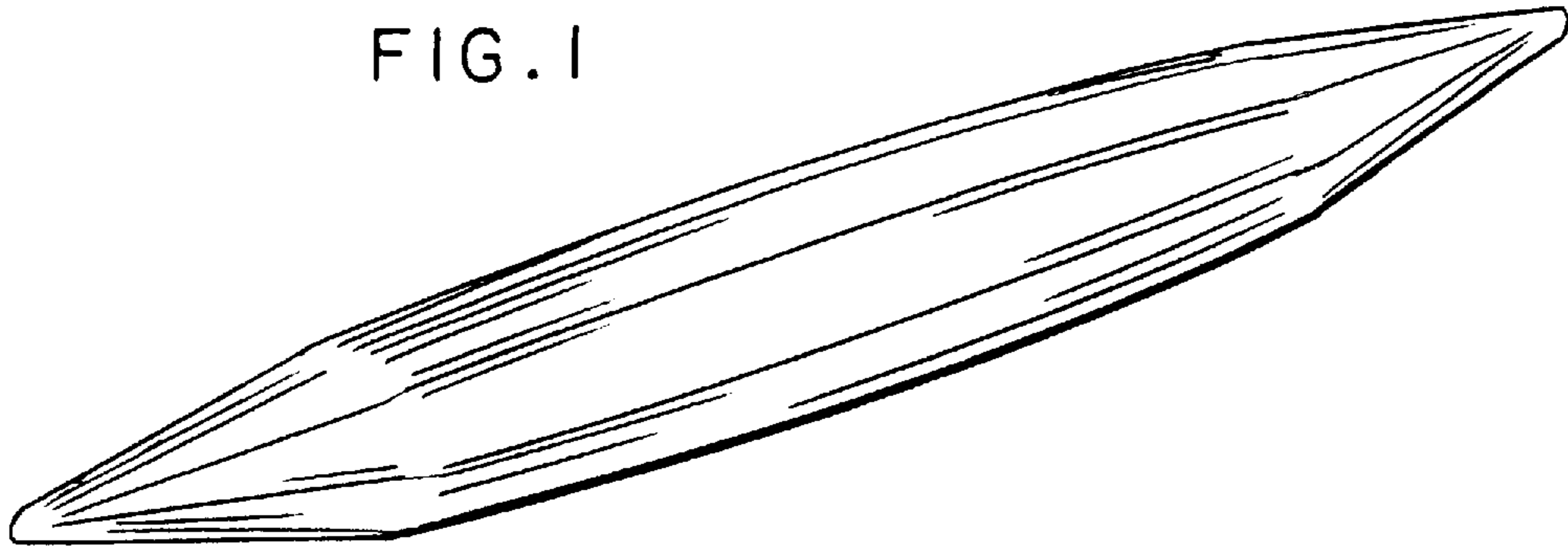


FIG. 2




FIG. 3




FIG. 4




FIG. 5




FIG. 6

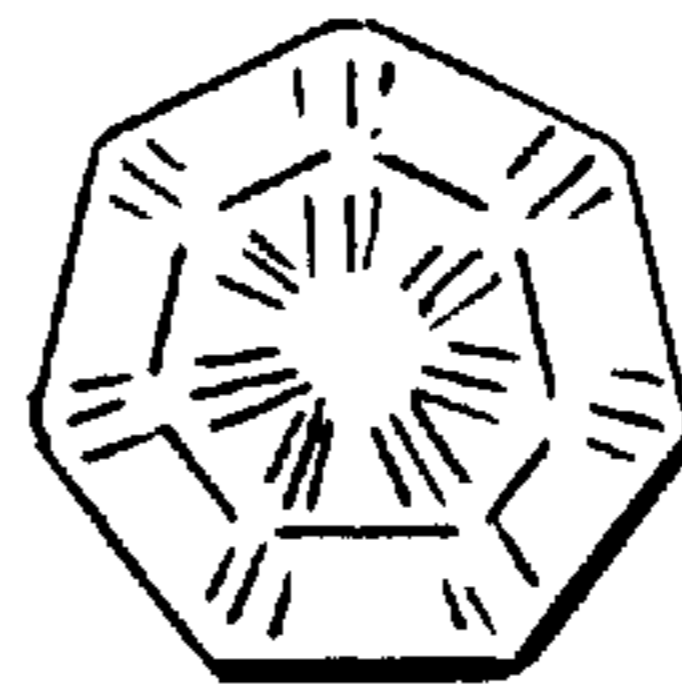


FIG. 7




FIG. 8




FIG. 9




FIG. 10

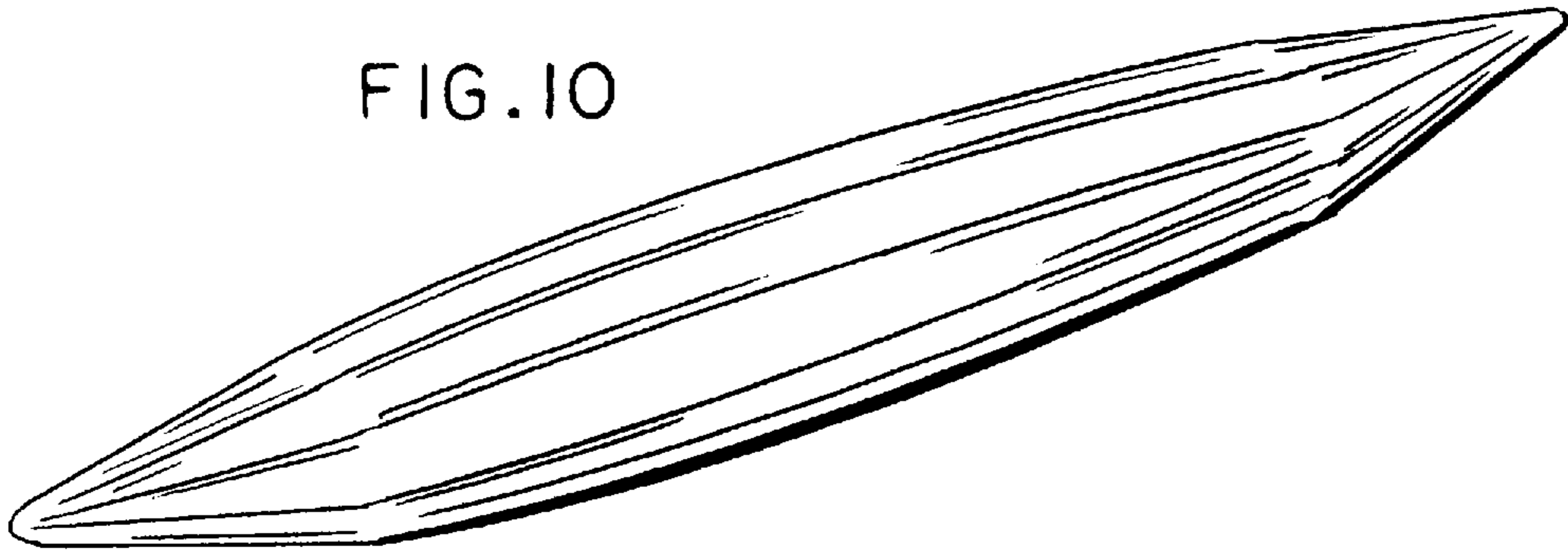


FIG. 11

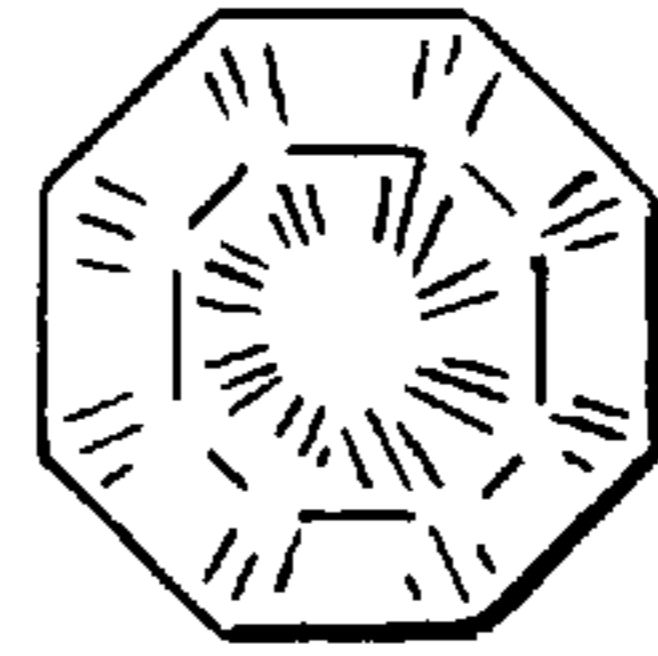


FIG. 12




FIG. 13

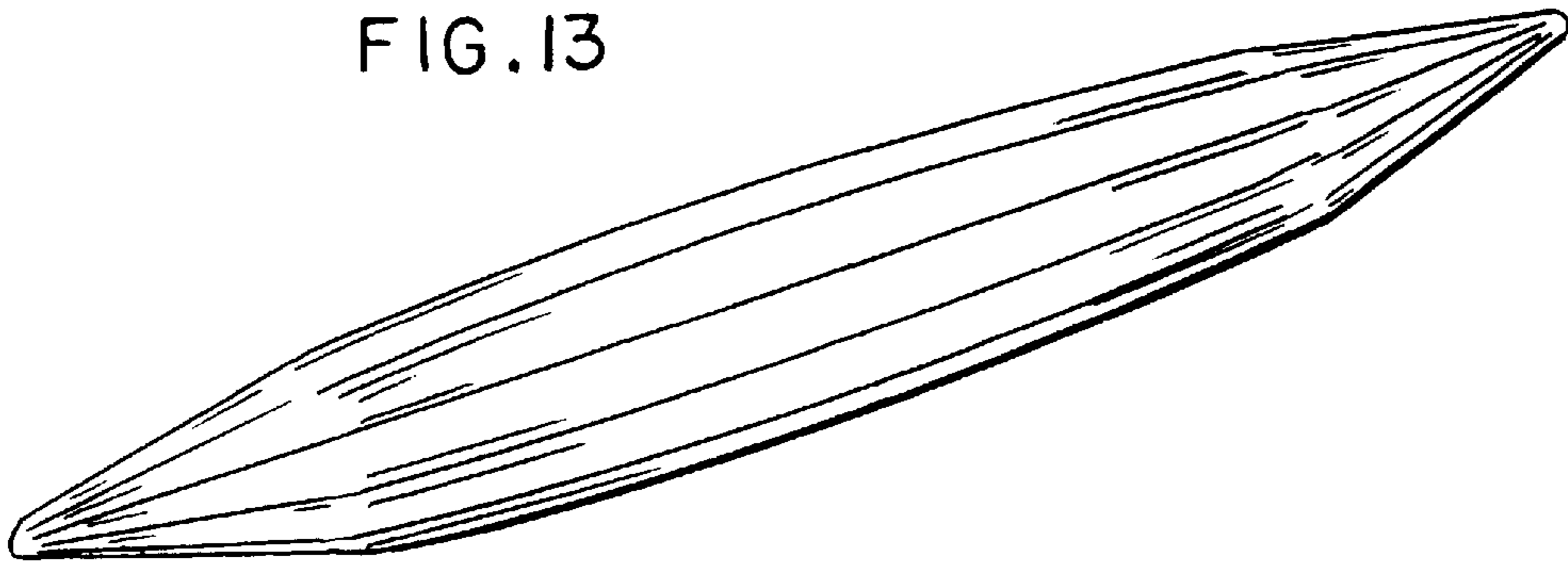


FIG. 14





FIG. 15




FIG. 16




FIG. 17

FIG. 18

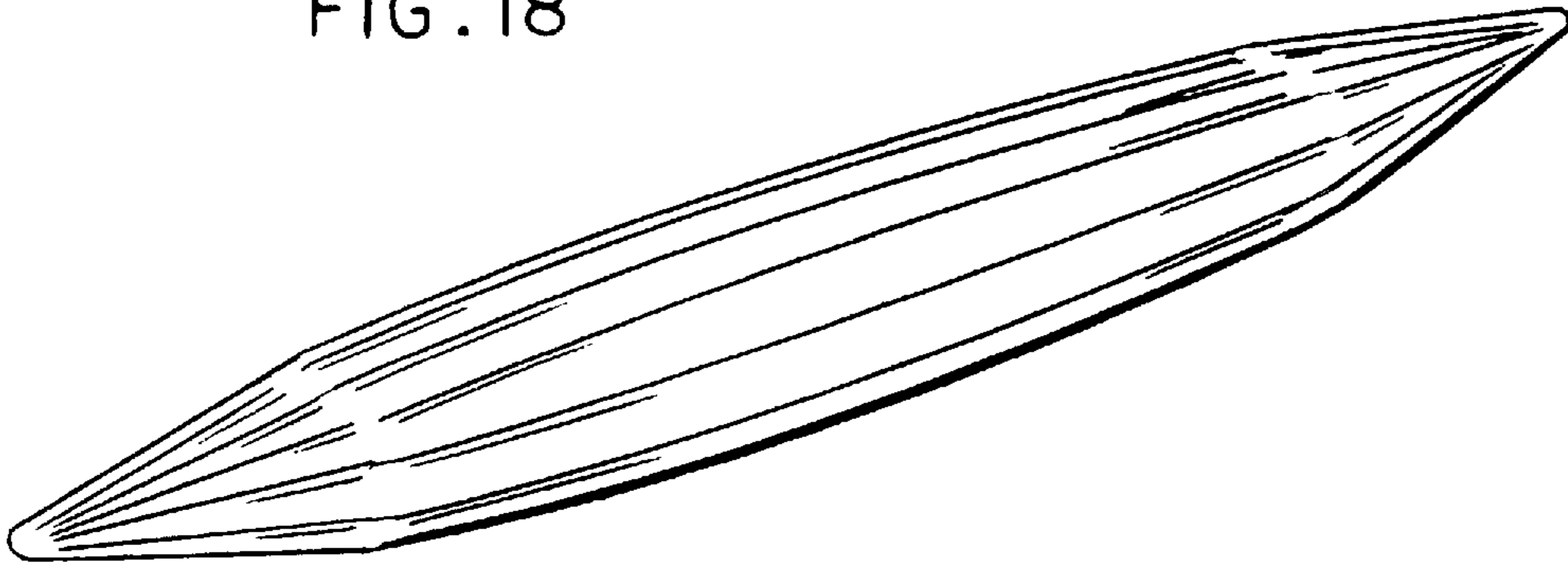


FIG. 19





FIG. 20




FIG. 21